

Employer Sponsored Insurance (ESI)

Fast Facts

June 2013



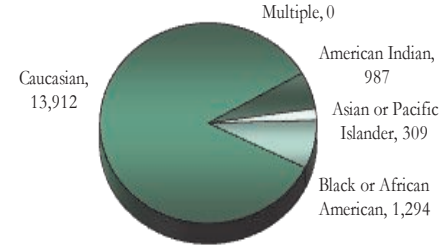
Business, insurance, state government and you
Working Together to
Insure Oklahoma!

The Insure Oklahoma Employer Sponsored Insurance program is designed to assist small business owners, employees and their dependents with health insurance premiums. Find out more information by visiting www.insureoklahoma.org.

Employer-Sponsored Insurance (ESI)

	Total Current Enrollment			Breakdown of Current Enrollment					
	Male	Female	Total	New Enrollment this Month			Expanded 185 to 200% FPL		
	Male	Female	Total	Male	Female	Total	Male	Female	Total
Employee	6,440	6,995	13,435	225	250	475	795	629	1,424
Spouse	607	2,015	2,622	15	49	64	85	234	319
Student	34	73	107	0	1	1	6	10	16
Dependent	172	166	338	2	3	5	172	166	338
Total	7,253	9,249	16,502	242	303	545	1,058	1,039	2,097

Race Breakdown of ESI Members



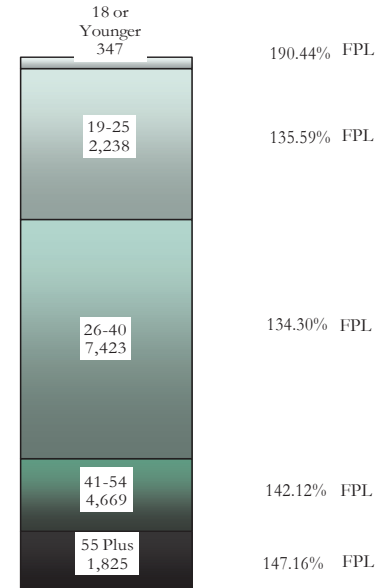
Hispanic 1,104

Race is self-reported by members at the time of enrollment. The multiple race members have selected two or more races. Hispanic is an ethnicity not a race. Hispanics can be of any race and are accounted for in a race category above.

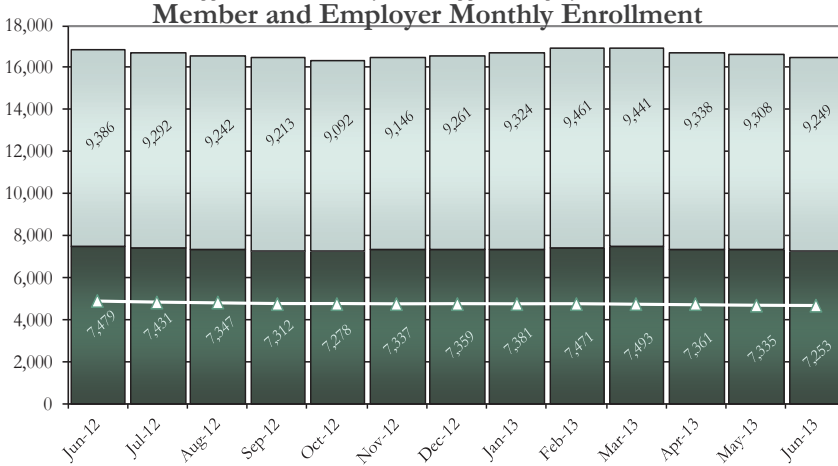
	Business Activity with Employee Participation Counts			
	0 to 25	26 to 50	51 to 100	Total
Current	4,324	213	119	4,656
New	32	6	3	41
Total	4,356	219	122	4,697

Some approved businesses may not have approved employees.

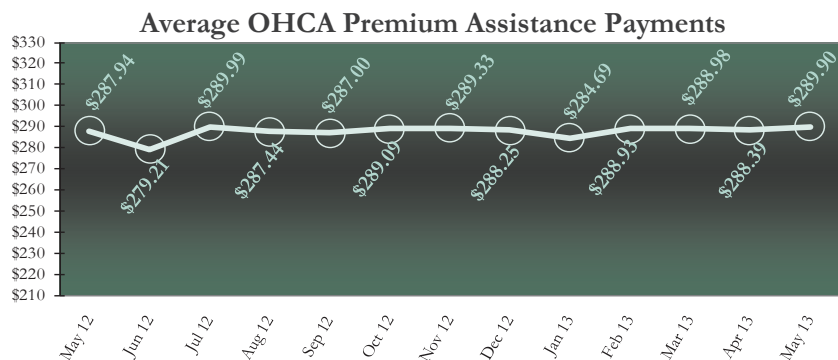
Age Breakdown with Average Federal Poverty Level of ESI Members



Federal Poverty Level is used to determine income qualification.



Member and Employer Monthly Enrollment



Effective February 2007 OHCA Per Member Per Month reporting will be of the previous month due to semi-monthly payments verses monthly payments.

Insure Oklahoma ESI by Region		
Region	Employee/Spouse	Participating Counties
Region 1	542	2,109
Region 2	307	966
Region 3	1,452	4,601
Region 4	1,193	3,644
Region 5	772	3,404
Region 6	431	1,778
Total	4,697	16,502

Regions identified on Insure Oklahoma/OEPIC Region map on next page.

Data is compiled by Reporting and Statistics and valid as of the date of the report; any subsequent figures for this group for this time period may vary. www.insureoklahoma.org

This publication is authorized by the Oklahoma Health Care Authority in accordance with state and federal regulations. Cost of the printing was \$1.75 for 5 copies. A copy has been given to the Oklahoma Department of Libraries. OHCA is in compliance with the Title VI and Title VII of the 1964 Civil Rights Act and the Rehabilitation Act of 1973. This document can be viewed on OHCA's website www.okhca.org/research/data. The Oklahoma Health Care Authority does not discriminate on the basis of race, color, national origin, sex, religion, age or disability in employment or the provision of services.

Individual Plan (IP)

Fast Facts

June 2013



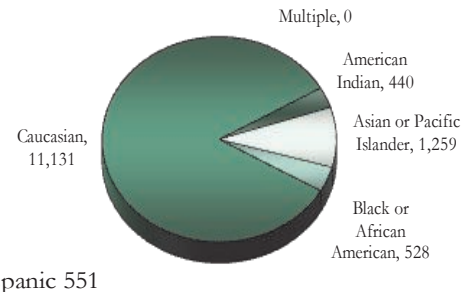
Business, insurance, state government and you Working Together to *Insure Oklahoma!*

The Insure Oklahoma Individual Plan program is designed to provide Oklahoma individuals with health insurance for themselves and their dependents if eligible. It is available to Oklahomans who are not qualified for an employer-sponsored health plan and work for an Oklahoma small business with 99 or fewer full time employees; temporarily unemployed adults who are eligible to receive unemployment benefits through the Oklahoman Employment Security Commission; or working adults with a disability who work for any size employer and have a "ticket to work". Find out more information by visiting www.insureoklahoma.org.

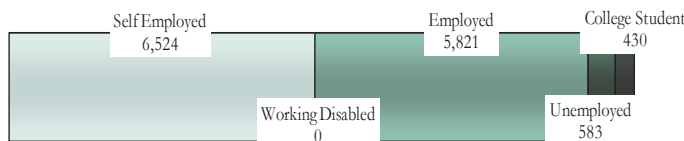
Individual Plan (IP)

	Total Current Enrollment			Breakdown of Current Enrollment					
	Male	Female	Total	New Enrollment this Month			Expanded 185 to 200% FPL		
				Male	Female	Total	Male	Female	Total
Employee	4,389	5,327	9,716	89	128	217	308	354	662
Spouse	730	2,360	3,090	19	38	57	46	183	229
Student	175	255	430	2	5	7	8	15	23
Dependent	50	72	122	1	4	5	50	72	122
Total	5,344	8,014	13,358	111	175	286	412	624	1,036

Race Breakdown of IP Members



IP Application Type Breakdown

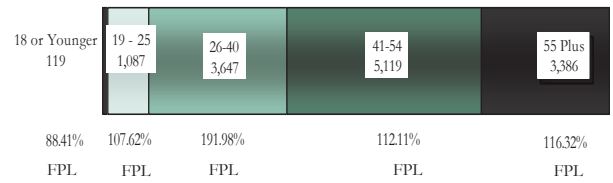


Hispanic 551

Race is self-reported by members at the time of enrollment. The multiple race members have selected two or more races. Hispanic is an ethnicity not a race. Hispanics can be of any race and are accounted for in a race category above.

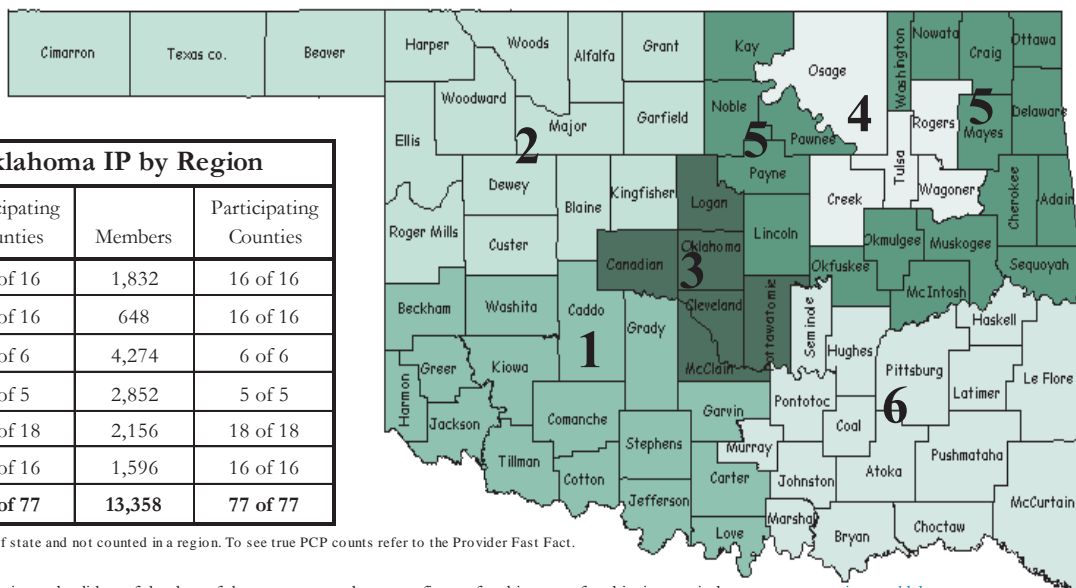
Unduplicated Counts	
IP Members SFY2013 (July 2012 - Current)	19,961
IP Members Since Program Inception March 2007	38,625
Miscellaneous	
Average IP Member Premium	\$62.09
Average Federal Poverty Level of IP Members	105.39%
Federal Poverty Level is used to determine income qualification.	

IP Age Breakdown with Average Federal Poverty Level for each group.



*Dependents effective 9/1/2010 doesn't show on graph being a small group at this time.

Insure Oklahoma/OEPIC Region Map



Insure Oklahoma IP by Region

	PCP	Participating Counties	Members	Participating Counties
Region 1	227	16 of 16	1,832	16 of 16
Region 2	114	15 of 16	648	16 of 16
Region 3	566	6 of 6	4,274	6 of 6
Region 4	444	5 of 5	2,852	5 of 5
Region 5	267	18 of 18	2,156	18 of 18
Region 6	234	16 of 16	1,596	16 of 16
Total	1,852	76 of 77	13,358	77 of 77

PCPs maybe counted in multiple regions or out of state and not counted in a region. To see true PCP counts refer to the Provider Fast Fact.

Data is compiled by Reporting and Statistics and valid as of the date of the report; any subsequent figures for this group for this time period may vary. www.insureoklahoma.org

This publication is authorized by the Oklahoma Health Care Authority in accordance with state and federal regulations. Cost of the printing was \$1.75 for 5 copies. A copy has been given to the Oklahoma Department of Libraries. OHCA is in compliance with the Title VI and Title VII of the 1964 Civil Rights Act and the Rehabilitation Act of 1973. This document can be viewed on OHCA's website www.okhca.org/research/data. The Oklahoma Health Care Authority does not discriminate on the basis of race, color, national origin, sex, religion, age or disability in employment or the provision of services.