

Employer Sponsored Insurance (ESI)

Fast Facts

August 2013



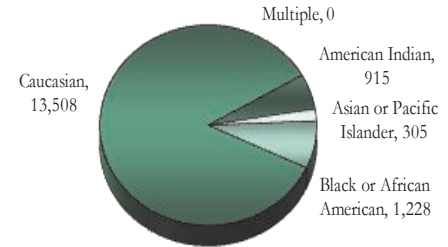
Business, insurance, state government and you
Working Together to
Insure Oklahoma!

The Insure Oklahoma Employer Sponsored Insurance program is designed to assist small business owners, employees and their dependents with health insurance premiums. Find out more information by visiting www.insureoklahoma.org.

Employer-Sponsored Insurance (ESI)

	Total Current Enrollment			Breakdown of Current Enrollment					
	Male	Female	Total	New Enrollment this Month			Expanded 185 to 200% FPL		
	Male	Female	Total	Male	Female	Total	Male	Female	Total
Employee	6,177	6,742	12,919	172	187	359	760	621	1,381
Spouse	592	1,975	2,567	14	39	53	79	227	306
Student	39	75	114	1	0	1	6	8	14
Dependent	188	168	356	2	2	4	188	168	356
Total	6,996	8,960	15,956	189	228	417	1,033	1,024	2,057

Race Breakdown of ESI Members



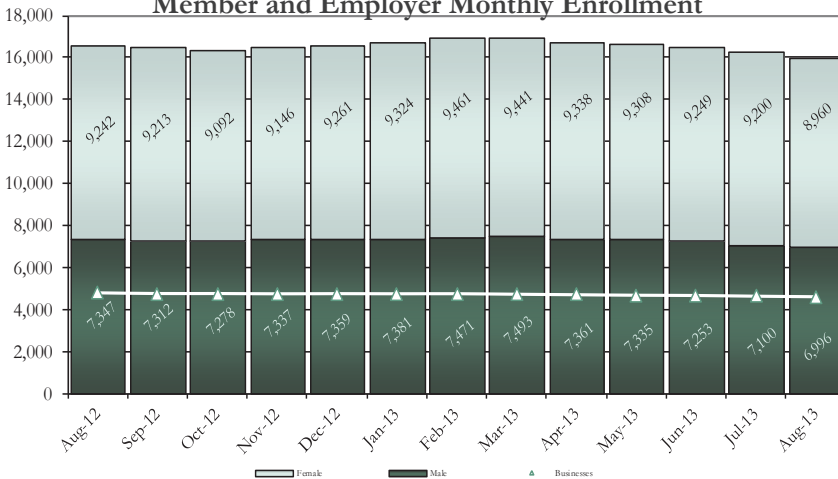
Hispanic 1,050

Race is self-reported by members at the time of enrollment. The multiple race members have selected two or more races. Hispanic is an ethnicity not a race. Hispanics can be of any race and are accounted for in a race category above.

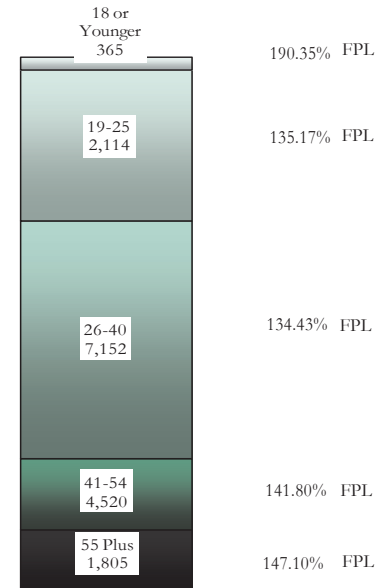
	Business Activity with Employee Participation Counts			
	0 to 25	26 to 50	51 to 100	Total
Current	4,279	210	108	4,597
New	9	2	1	12
Total	4,288	212	109	4,609

Some approved businesses may not have approved employees.

Member and Employer Monthly Enrollment




Age Breakdown with Average Federal Poverty Level of ESI Members



Federal Poverty Level is used to determine income qualification.

Average OHCA Premium Assistance Payments



Effective February 2007 OHCA Per Member Per Month reporting will be of the previous month due to semi-monthly payments verses monthly payments.

Insure Oklahoma ESI by Region		
	Employee/Spouse	Participating Counties
Region 1	537	2,027
Region 2	307	922
Region 3	1,413	4,363
Region 4	1,171	3,615
Region 5	758	3,314
Region 6	423	1,715
Total	4,609	15,956

Regions identified on Insure Oklahoma/OEPIC Region map on next page.

Data is compiled by Reporting and Statistics and valid as of the date of the report; any subsequent figures for this group for this time period may vary. www.insureoklahoma.org

This publication is authorized by the Oklahoma Health Care Authority in accordance with state and federal regulations. Cost of the printing was \$1.75 for 5 copies. A copy has been given to the Oklahoma Department of Libraries. OHCA is in compliance with the Title VI and Title VII of the 1964 Civil Rights Act and the Rehabilitation Act of 1973. This document can be viewed on OHCA's website www.okhca.org/research/data. The Oklahoma Health Care Authority does not discriminate on the basis of race, color, national origin, sex, religion, age or disability in employment or the provision of services.

Individual Plan (IP)

Fast Facts

August 2013



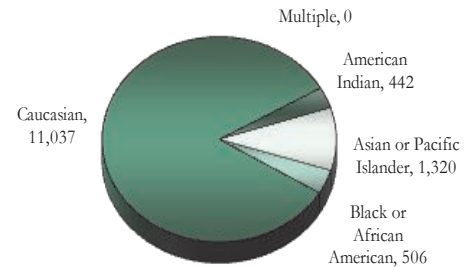
Business, insurance, state government and you Working Together to *Insure Oklahoma!*

The Insure Oklahoma Individual Plan program is designed to provide Oklahoma individuals with health insurance for themselves and their dependents if eligible. It is available to Oklahomans who are not qualified for an employer-sponsored health plan and work for an Oklahoma small business with 99 or fewer full time employees; temporarily unemployed adults who are eligible to receive unemployment benefits through the Oklahoman Employment Security Commission; or working adults with a disability who work for any size employer and have a "ticket to work". Find out more information by visiting www.insureoklahoma.org.

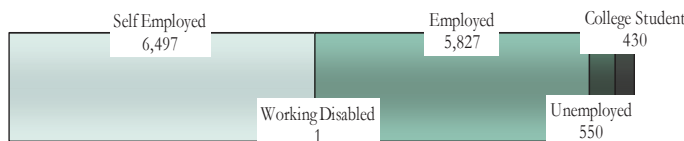
Individual Plan (IP)

	Total Current Enrollment			Breakdown of Current Enrollment					
	Male	Female	Total	New Enrollment this Month			Expanded 185 to 200% FPL		
				Male	Female	Total	Male	Female	Total
Employee	4,342	5,313	9,655	68	117	185	317	369	686
Spouse	754	2,328	3,082	14	31	45	48	189	237
Student	172	258	430	8	5	13	10	18	28
Dependent	62	76	138	2	0	2	62	76	138
Total	5,330	7,975	13,305	92	153	245	437	652	1,089

Race Breakdown of IP Members



IP Application Type Breakdown

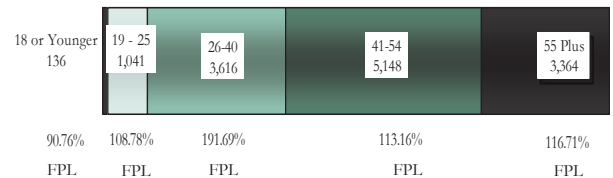


Hispanic 556

Race is self-reported by members at the time of enrollment. The multiple race members have selected two or more races. Hispanic is an ethnicity not a race. Hispanics can be of any race and are accounted for in a race category above.

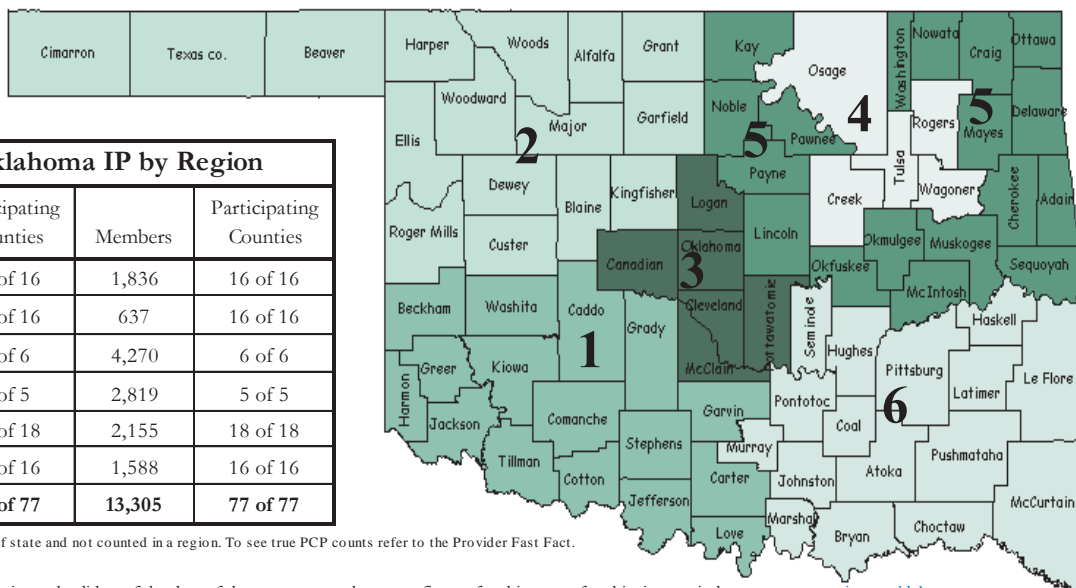
Unduplicated Counts	
IP Members SFY2014 (July 2013 - Current)	14,138
IP Members Since Program Inception March 2007	39,467
Miscellaneous	
Average IP Member Premium	\$62.94
Average Federal Poverty Level of IP Members	107.22%
Federal Poverty Level is used to determine income qualification.	

IP Age Breakdown with Average Federal Poverty Level for each group.



*Dependents effective 9/1/2010 doesn't show on graph being a small group at this time.

Insure Oklahoma/OEPIC Region Map



Insure Oklahoma IP by Region

	PCP	Participating Counties	Members	Participating Counties
Region 1	230	16 of 16	1,836	16 of 16
Region 2	111	15 of 16	637	16 of 16
Region 3	588	6 of 6	4,270	6 of 6
Region 4	455	5 of 5	2,819	5 of 5
Region 5	270	18 of 18	2,155	18 of 18
Region 6	245	16 of 16	1,588	16 of 16
Total	1,899	76 of 77	13,305	77 of 77

PCPs maybe counted in multiple regions or out of state and not counted in a region. To see true PCP counts refer to the Provider Fast Fact.

Data is compiled by Reporting and Statistics and valid as of the date of the report; any subsequent figures for this group for this time period may vary. www.insureoklahoma.org

This publication is authorized by the Oklahoma Health Care Authority in accordance with state and federal regulations. Cost of the printing was \$1.75 for 5 copies. A copy has been given to the Oklahoma Department of Libraries. OHCA is in compliance with the Title VI and Title VII of the 1964 Civil Rights Act and the Rehabilitation Act of 1973. This document can be viewed on OHCA's website www.okhca.org/research/data. The Oklahoma Health Care Authority does not discriminate on the basis of race, color, national origin, sex, religion, age or disability in employment or the provision of services.