

Employer Sponsored Insurance (ESI)

Fast Facts

March 2015



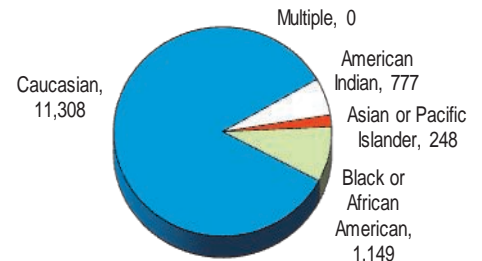
Business, insurance, state government and you
Working Together to
Insure Oklahoma!

The Insure Oklahoma Employer Sponsored Insurance program is designed to assist small business owners, employees and their dependents with health insurance premiums. Find out more information by visiting www.insureoklahoma.org.

Employer-Sponsored Insurance (ESI)

	Total Current Enrollment			Breakdown of Current Enrollment					
	Male	Female	Total	New Enrollment this Month			Expanded 185 to 200% FPL		
				Male	Female	Total	Male	Female	Total
Employee	5,097	6,034	11,131	184	253	437	686	515	1,201
Spouse	474	1,533	2,007	27	28	55	54	182	236
Student	39	57	96	0	1	1	5	7	12
Dependent	132	116	248	1	1	2	132	116	248
Total	5,742	7,740	13,482	212	283	495	877	820	1,697

Race Breakdown of ESI Members



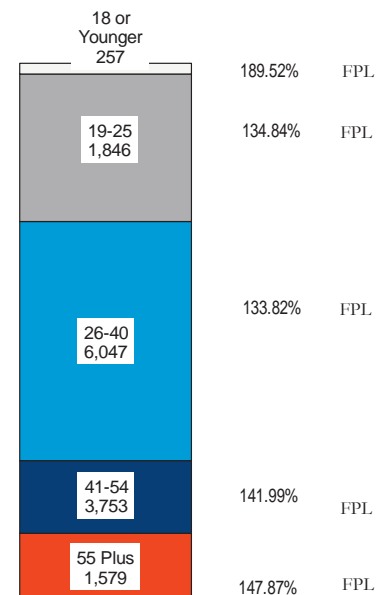
Hispanic Ethnicity 1,096

Race is self-reported by members at the time of enrollment. The multiple race members have selected two or more races. Hispanic is an ethnicity not a race. Hispanics can be of any race and are accounted for in a race category above.

	Business Activity with Employee Participation Counts			
	0 to 25	26 to 50	51 to 100	Total
Current	3,610	216	76	3,902
New	19	3	3	25
Total	3,629	219	79	3,927

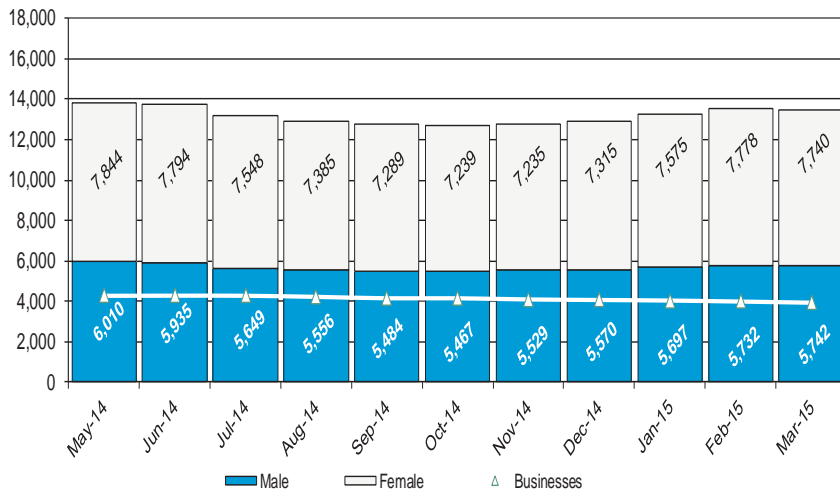
Some approved businesses may not have approved employees.

Age Breakdown with Average Federal Poverty Level of ESI Members




Federal Poverty Level is used to determine income qualification.

Member and Employer Monthly Enrollment



Average OHCA Premium Assistance Payments



Effective February 2007 OHCA Per Member Per Month reporting will be of the previous month due to semi-monthly payments verses monthly payments.

Insure Oklahoma ESI by Region			
Region	Employers	Employee/Spouse	Participating Counties
Region 1	439	1,829	16 of 16
Region 2	268	859	16 of 16
Region 3	1,208	3,718	6 of 6
Region 4	972	2,984	5 of 5
Region 5	686	2,775	18 of 18
Region 6	354	1,317	16 of 16
Total	3,927	13,482	77 of 77

Regions identified on Insure Oklahoma/OEPIC Region map on next page.

Data is compiled by Reporting and Statistics and valid as of the date of the report; any subsequent figures for this group for this time period may vary. www.insureoklahoma.org

This publication is authorized by the Oklahoma Health Care Authority in accordance with state and federal regulations. Cost of the printing was \$1.75 for 5 copies. A copy has been given to the Oklahoma Department of Libraries. OHCA is in compliance with the Title VI and Title VII of the 1964 Civil Rights Act and the Rehabilitation Act of 1973. This document can be viewed on OHCA's website www.okhca.org/research/data. The Oklahoma Health Care Authority does not discriminate on the basis of race, color, national origin, sex, religion, age or disability in employment or the provision of services.

Individual Plan (IP)

Fast Facts

March 2015



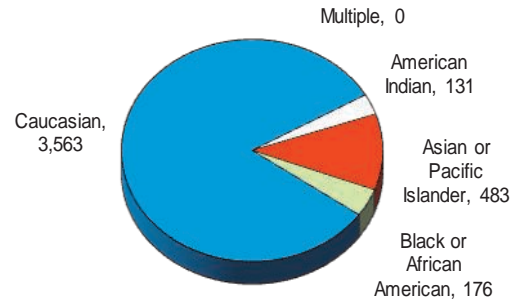
Business, insurance, state government and you
Working Together to
Insure Oklahoma!

The Insure Oklahoma Individual Plan program is designed to provide Oklahoma individuals with health insurance for themselves and their dependents if eligible. It is available to Oklahomans who are not qualified for an employer-sponsored health plan and work for an Oklahoma small business with 99 or fewer full time employees; temporarily unemployed adults who are eligible to receive unemployment benefits through the Oklahoman Employment Security Commission; or working adults with a disability who work for any size employer and have a "ticket to work". Find out more information by visiting www.insureoklahoma.org.

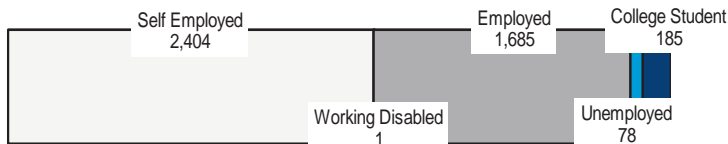
Individual Plan (IP)

	Total Current Enrollment			New Enrollment this Month		
	Male	Female	Total	Male	Female	Total
Employee	1,429	1,806	3,235	28	34	62
Spouse	242	691	933	6	11	17
Student	71	114	185	6	6	12
Dependent	0	0	0	0	0	0
Total	1,742	2,611	4,353	40	51	91

Race Breakdown of IP Members



IP Application Type Breakdown




Hispanic Ethnicity 190

Race is self-reported by members at the time of enrollment. The multiple race members have selected two or more races. Hispanic is an ethnicity not a race. Hispanics can be of any race and are accounted for in a race category above.

Unduplicated Counts	
IP Members SFY2015 (July 2014 - Current)	6,194
IP Members Since Program Inception March 2007	41,916
Miscellaneous	
Average IP Member Premium*	\$36.44
Average Federal Poverty Level of IP Members	61.36%
Federal Poverty Level is used to determine income qualification.	

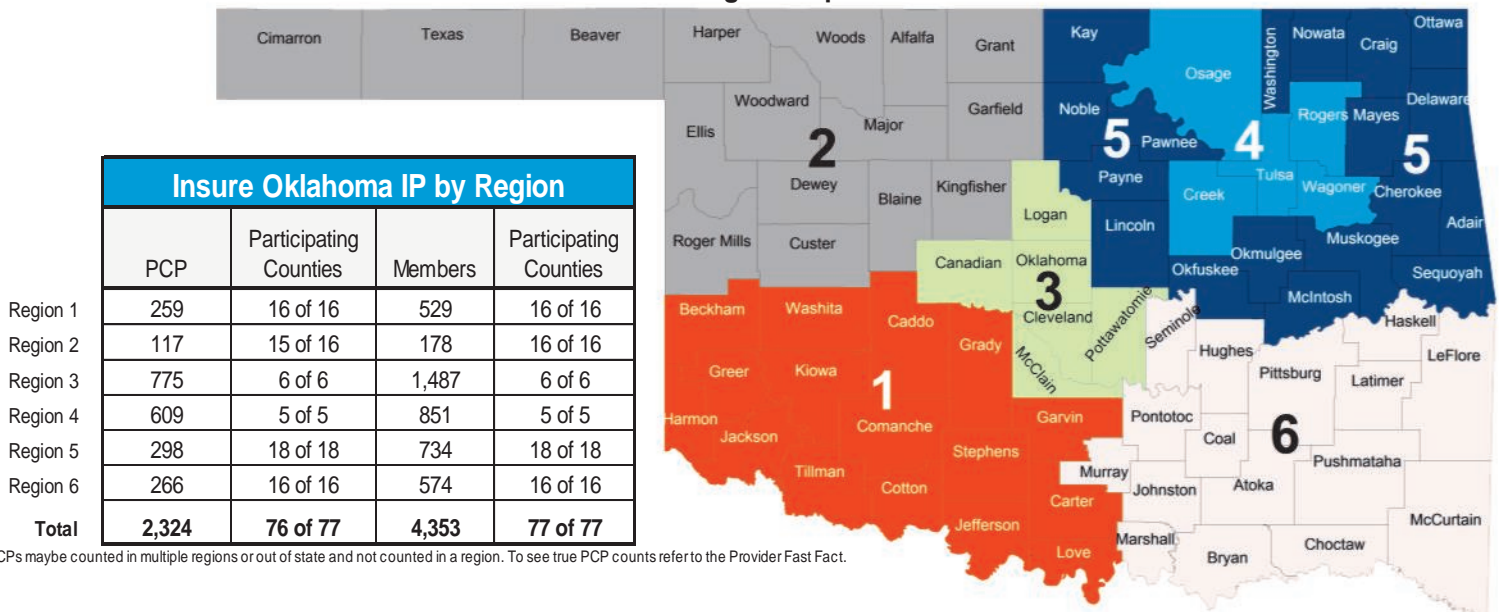
IP Age Breakdown with Average Federal Poverty Level for each group.



*Dependents effective 9/1/2010 doesn't show on graph being a small group at this time.

*IP qualifying FPL decreased to 100%.

Insure Oklahoma/OEPIC Region Map



PCPs may be counted in multiple regions or out of state and not counted in a region. To see true PCP counts refer to the Provider Fast Fact.

Data is compiled by Reporting and Statistics and valid as of the date of the report; any subsequent figures for this group for this time period may vary. www.insureoklahoma.org

This publication is authorized by the Oklahoma Health Care Authority in accordance with state and federal regulations. Cost of the printing was \$1.75 for 5 copies. A copy has been given to the Oklahoma Department of Libraries. OHCA is in compliance with the Title VI and Title VII of the 1964 Civil Rights Act and the Rehabilitation Act of 1973. This document can be viewed on OHCA's website www.ohca.org/research/data. The Oklahoma Health Care Authority does not discriminate on the basis of race, color, national origin, sex, religion, age or disability in employment or the provision of services.