

Employer Sponsored Insurance (ESI)

Fast Facts

February 2016



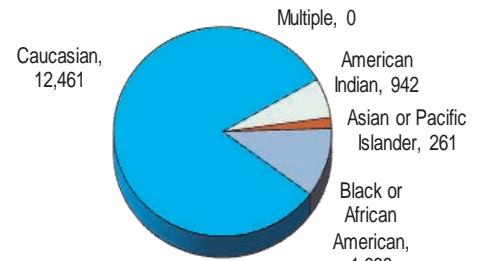
Business, insurance, state government and you
Working Together to
Insure Oklahoma!

The Insure Oklahoma Employer Sponsored Insurance program is designed to assist small business owners, employees and their dependents with health insurance premiums. Find out more information by visiting www.insureoklahoma.org.

Employer-Sponsored Insurance (ESI)

	Total Current Enrollment			Breakdown of Current Enrollment					
	Male	Female	Total	New Enrollment this Month			Expanded 185 to 200% FPL		
				Male	Female	Total	Male	Female	Total
Employee	5,295	7,478	12,773	236	414	650	777	777	1,554
Spouse	612	1,547	2,159	26	45	71	67	189	256
Student	69	64	133	1	0	1	12	6	18
Dependent	122	115	237	4	6	10	122	115	237
Total	6,098	9,204	15,302	267	465	732	978	1,087	2,065

Race Breakdown of ESI Members



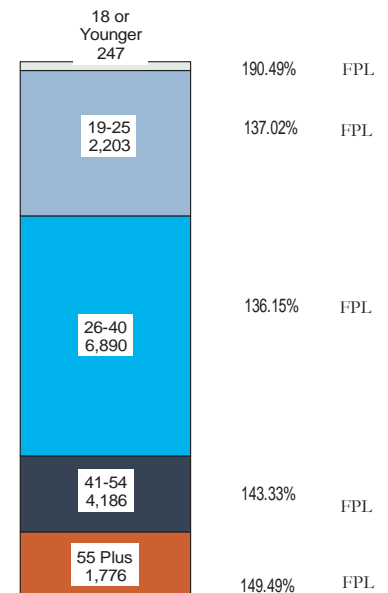
Hispanic Ethnicity 1,182

Race is self-reported by members at the time of enrollment. The multiple race members have selected two or more races. Hispanic is an ethnicity not a race. Hispanics can be of any race and are accounted for in a race category above.

	Business Activity with Employee Participation Counts				
	0 to 25	26 to 50	51 to 99	100 & Over	Total
Current	3,278	244	143	69	3,734
New	41	7	4	5	57
Total	3,319	251	147	74	3,791

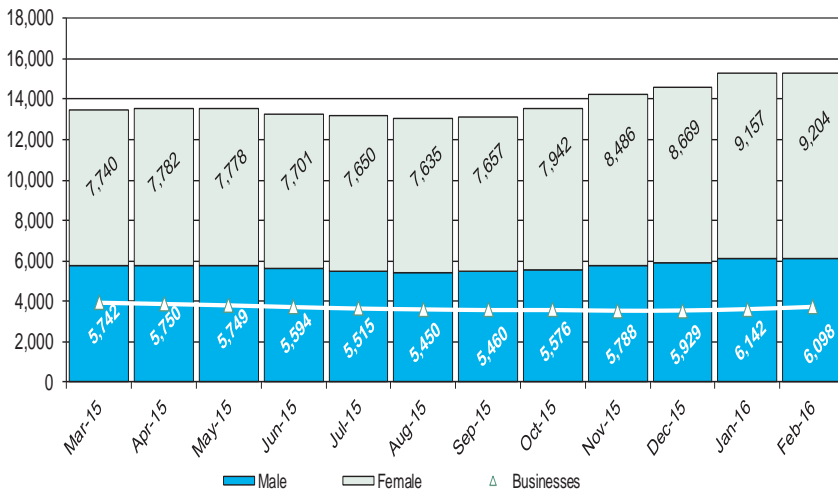
Some approved businesses may not have approved employees.

Age Breakdown with Average Federal Poverty Level of ESI Members

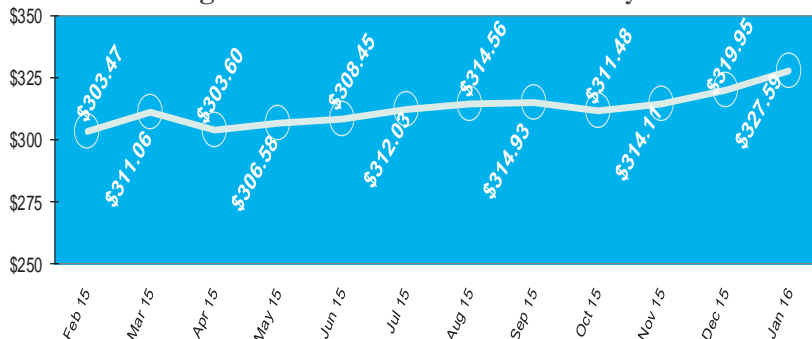


Federal Poverty Level is used to determine income qualification.

Member and Employer Monthly Enrollment



Average OHCA Premium Assistance Payments



Effective February 2007 OHCA Per Member Per Month reporting will be of the previous month due to semi-monthly payments verses monthly payments.

Insure Oklahoma ESI by Region		
Region	Employee/Spouse	Participating Counties
Region 1	453	16 of 16
Region 2	252	16 of 16
Region 3	1,179	6 of 6
Region 4	890	5 of 5
Region 5	668	18 of 18
Region 6	349	16 of 16
Total	3,791	77 of 77

Regions identified on Insure Oklahoma/OEPIC Region map on next page.

Data is compiled by Reporting and Statistics and valid as of the date of the report; any subsequent figures for this group for this time period may vary. www.insureoklahoma.org

This publication is authorized by the Oklahoma Health Care Authority in accordance with state and federal regulations. Cost of the printing was \$1.75 for 5 copies. A copy has been given to the Oklahoma Department of Libraries. OHCA is in compliance with the Title VI and Title VII of the 1964 Civil Rights Act and the Rehabilitation Act of 1973. This document can be viewed on OHCA's website www.okhca.org/research/data. The Oklahoma Health Care Authority does not discriminate on the basis of race, color, national origin, sex, religion, age or disability in employment or the provision of services.

Individual Plan (IP)

Fast Facts

February 2016



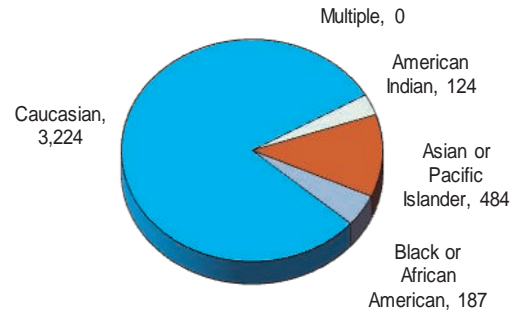
Business, insurance, state government and you
Working Together to
Insure Oklahoma!

The Insure Oklahoma Individual Plan program is designed to provide Oklahoma individuals with health insurance for themselves and their dependents if eligible. It is available to Oklahomans who are not qualified for an employer-sponsored health plan and work for an Oklahoma small business with 250 or fewer full time employees; temporarily unemployed adults who are eligible to receive unemployment benefits through the Oklahoman Employment Security Commission; or working adults with a disability who work for any size employer and have a "ticket to work". Find out more information by visiting www.insureoklahoma.org.

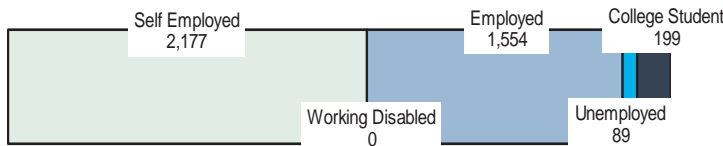
Individual Plan (IP)

	Total Current Enrollment			New Enrollment this Month		
	Male	Female	Total	Male	Female	Total
Employee	1,285	1,698	2,983	36	40	76
Spouse	212	625	837	3	13	16
Student	84	115	199	2	6	8
Dependent	0	0	0	0	0	0
Total	1,581	2,438	4,019	41	59	100

Race Breakdown of IP Members



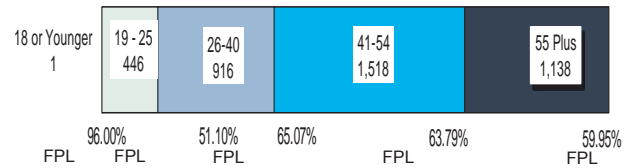
IP Application Type Breakdown



Hispanic Ethnicity 205

Race is self-reported by members at the time of enrollment. The multiple race members have selected two or more races. Hispanic is an ethnicity not a race. Hispanics can be of any race and are accounted for in a race category above.

IP Age Breakdown with Average Federal Poverty Level for each group.

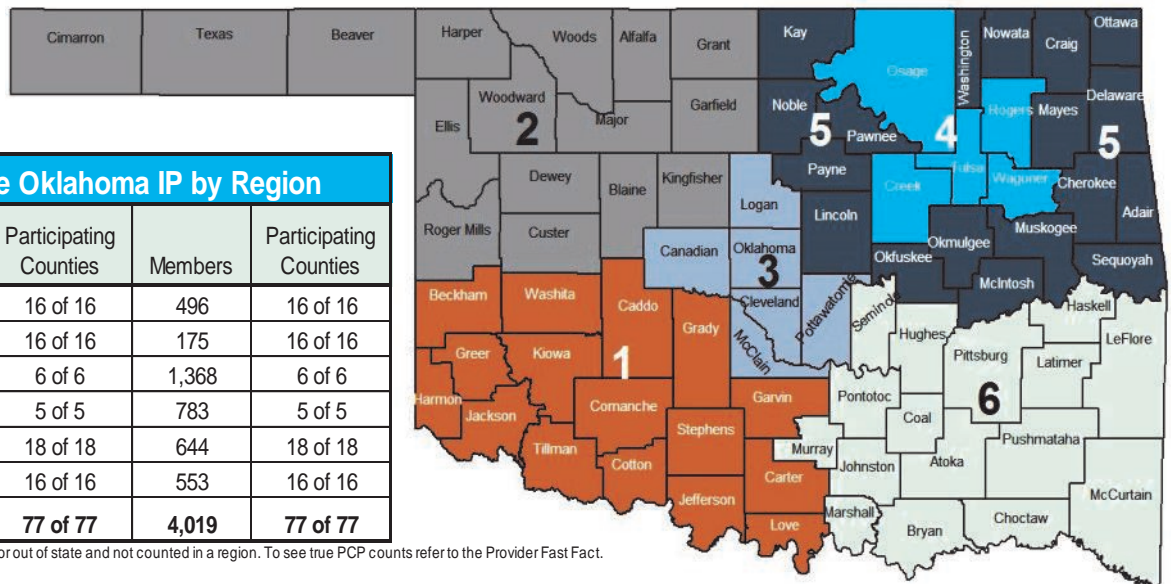


*Dependents effective 9/1/2010 doesn't show on graph being a small group at this time.

Unduplicated Counts	
IP Members SFY2016 (July 2015 - Current)	5,357
IP Members Since Program Inception March 2007	43,073
Miscellaneous	
Average IP Member Premium*	\$36.94
Average Federal Poverty Level of IP Members	62.90%
Federal Poverty Level is used to determine income qualification.	

*IP qualifying FPL decreased to 100%.

Insure Oklahoma/OEPIC Region Map



Insure Oklahoma IP by Region				
	PCP	Participating Counties	Participating Members	Participating Counties
Region 1	286	16 of 16	496	16 of 16
Region 2	127	16 of 16	175	16 of 16
Region 3	853	6 of 6	1,368	6 of 6
Region 4	691	5 of 5	783	5 of 5
Region 5	295	18 of 18	644	18 of 18
Region 6	290	16 of 16	553	16 of 16
Total	2,542	77 of 77	4,019	77 of 77

PCPs may be counted in multiple regions or out of state and not counted in a region. To see true PCP counts refer to the Provider Fast Fact.

Data is compiled by Reporting and Statistics and valid as of the date of the report; any subsequent figures for this group for this time period may vary. www.insureoklahoma.org

This publication is authorized by the Oklahoma Health Care Authority in accordance with state and federal regulations. Cost of the printing was \$1.75 for 5 copies. A copy has been given to the Oklahoma Department of Libraries. OHCA is in compliance with the Title VI and Title VII of the 1964 Civil Rights Act and the Rehabilitation Act of 1973. This document can be viewed on OHCA's website www.ohca.org/research/data. The Oklahoma Health Care Authority does not discriminate on the basis of race, color, national origin, sex, religion, age or disability in employment or the provision of services.