

Employer Sponsored Insurance (ESI)

Fast Facts

January 2017



Business, insurance, state government and you

Working Together to

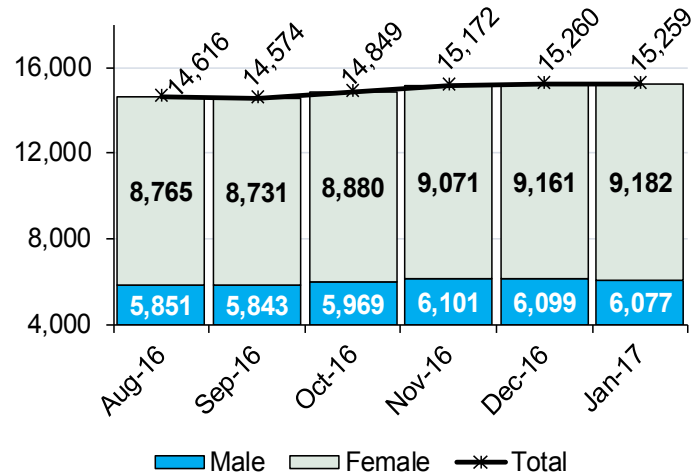
Insure Oklahoma!

The Insure Oklahoma Employer Sponsored Insurance program is designed to assist small business owners, employees and their dependents with health insurance premiums. Find out more information by visiting www.insureoklahoma.org.

Employer-Sponsored Insurance (ESI)

	Total Current Enrollment			New Enrollment this Month		
	Male	Female	Total	Male	Female	Total
Employee	5,155	7,302	12,457	402	572	974
Spouse	753	1,689	2,442	77	123	200
Student	47	71	118	4	13	17
Dependent	122	120	242	17	30	47
Total	6,077	9,182	15,259	500	738	1,238

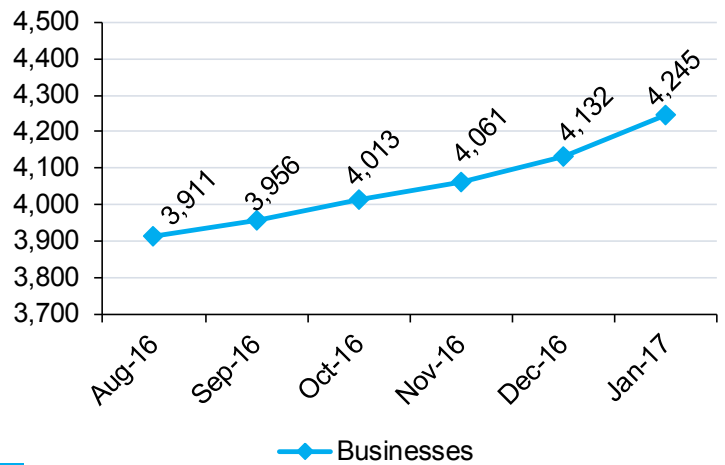
ESI Member Monthly Enrollment



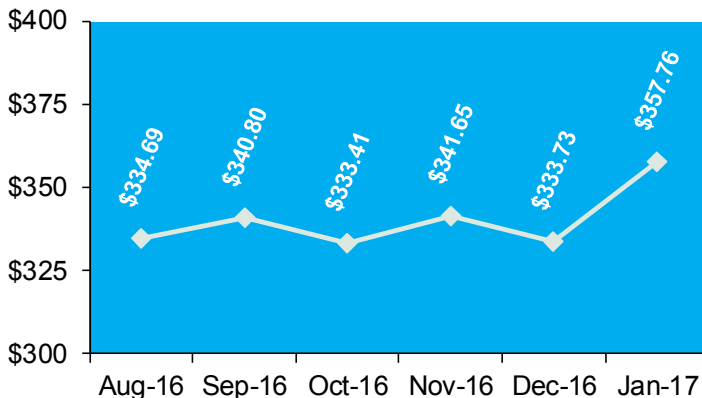
	Business Activity with Employee Participation Counts					Total
	*None	1 to 25	26 to 50	51 to 99	100 & Over	
Current	107	3,348	345	187	158	4,145
New	0	79	12	3	6	94
Total	107	3,427	357	190	164	4,245

*Some approved businesses may not have approved employees.

ESI Business Monthly Enrollment



Average OHCA Premium Assistance Payments



Data is compiled by the Office of Data Governance & Analytics and is valid as of the date of the report; any subsequent figures for this group for this time period may vary. www.insureoklahoma.org

OHCA is in compliance with the Title VI and Title VII of the 1964 Civil Rights Act and the Rehabilitation Act of 1973. This document can be viewed on OHCA's website www.okhca.org under Research/Statistics and Data. The Oklahoma Health Care Authority does not discriminate on the basis of race, color, national origin, sex, religion, age or disability in employment or the provision of services.

Individual Plan (IP)

Fast Facts

January 2017



Business, insurance, state government and you

Working Together to

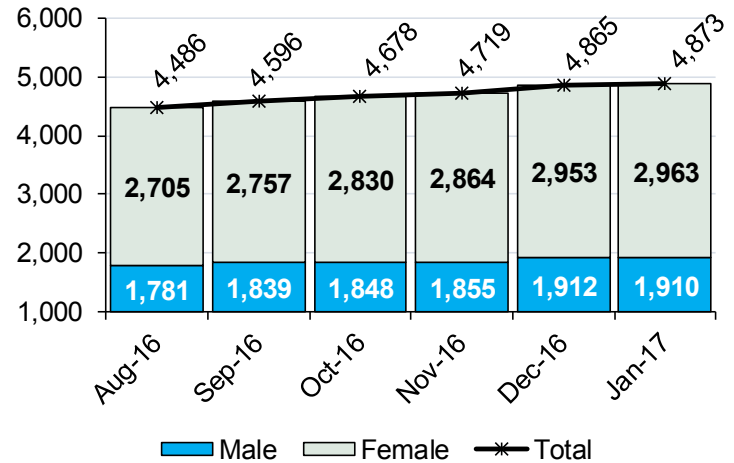
Insure Oklahoma!

The Insure Oklahoma Individual Plan program is designed to provide Oklahoma individuals with health insurance for themselves and their dependents if eligible. It is available to Oklahomans who are not qualified for an employer-sponsored health plan and work for an Oklahoma small business with 250 or fewer full time employees; temporarily unemployed adults who are eligible to receive unemployment benefits through the Oklahoman Employment Security Commission; or working adults with a disability who work for any size employer and have a "ticket to work". Find out more information by visiting www.insureoklahoma.org

Individual Plan (IP)

	Total Current Enrollment			New Enrollment this Month		
	Male	Female	Total	Male	Female	Total
Employee	1,549	2,179	3,728	244	435	679
Spouse	283	671	954	53	96	149
Student	78	113	191	19	39	58
Total	1,910	2,963	4,873	316	570	886

IP Member Monthly Enrollment



Average IP Member Premium*	\$38.05
-----------------------------------	----------------

Data is compiled by the Office of Data Governance & Analytics and is valid as of the date of the report; any subsequent figures for this group for this time period may vary. www.insureoklahoma.org

OHCA is in compliance with the Title VI and Title VII of the 1964 Civil Rights Act and the Rehabilitation Act of 1973. This document can be viewed on OHCA's website www.okhca.org under Research/Statistics and Data. The Oklahoma Health Care Authority does not discriminate on the basis of race, color, national origin, sex, religion, age or disability in employment or the provision of services.