



The State of Oklahoma
**PROGRESS ON
UNIFICATION**

Quarterly Report



GREETINGS,

We're only successful if those we serve are successful.

This month we took a critical final step on our information technology unification journey — an updated rate model for IT services.

Since IT unification began, it has brought more than an estimated \$118 million in projected cost savings and cost avoidance. While that figure is laudable, there is potential for even greater savings of Oklahomans' money to be realized with the new rate model.

The model will put agencies back in control of IT investments, provide better information and show the realized value of those investments. The new model is based on use of services, creating more flexibility for agencies to control IT costs.

For almost a decade, OMES provided IT services to its partners under the same rate structure. Simply put, rates established before 2008 for 800 users are no longer valid in 2017 for the 31,500 users that we now serve. The new model leverages that large number of users.

IT unification also uncovered technology debt, in the form of old technology, licensing challenges and custom-built applications with sparse support. Unplanned debt creates significant challenges for quality services, predictability in costs and support. The new rate model helps address technology debt by refreshing infrastructure, creating a statewide approach for licensing and allowing the flexibility to move resources where and when they will have the greatest positive impact.

Oklahoma currently invests at least \$22 million per year less than the national average on IT. Studies suggest that for every \$1 invested in state IT, there is \$3.88 in savings in other areas. The new rate model provides the information agencies need to make good business decisions and intelligently invest in IT. This, and our commitment to continually seek out IT cost-savings, will help Oklahoma become more efficient.

The new rate system operates simply: Our partners only pay for what they use. If extra services are needed, they are paid for when supplied. There are no surprises and no hidden costs.

There are four new packages:

- **Tech Essentials** — Base technology services supplied per full-time employee. This provides a total, predictable IT cost per employee.
- **Tech Plus** — Enhanced services such as per-seat software, on-site staff and regulatory compliance solutions on a per-unit basis. This allows agencies to customize services and levels of service.
- **Tech Projects** — New or enhanced agency-specific projects implemented for agencies. This creates fiscal flexibility for agency IT investments.
- **Tech Maintenance** — Total cost of ownership on a line-item basis of agency-specific applications. This allows agencies to make business decisions around the value of their IT investments.

If you're interested in diving deeper into the new structure, check out the presentation given by OMES IS Chief Operations and Accountability Officer Matt Singleton on YouTube at <https://youtu.be/JB1CZoJlijw>.

We are committed to helping our partners succeed through technology and to providing savings for Oklahomans. For OMES, accomplishing those goals is the definition of successful.

Respectfully,

A handwritten signature in white ink that reads "Bo Reese". The signature is stylized with a large, looping initial "B" and a long, sweeping underline.

Bo Reese
Chief Information Officer

TABLE OF CONTENTS

IS News **1.1**

Summary of Unification **2.1**



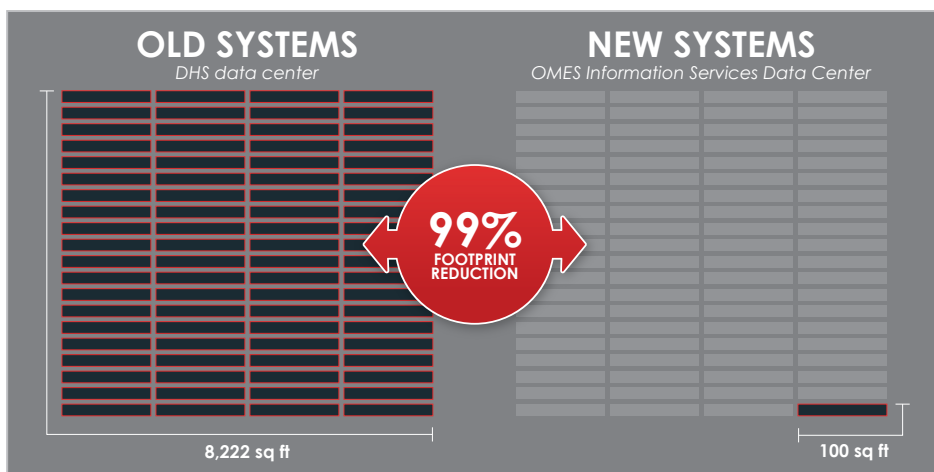
1

Large to Small: Improved by Reduction


Working together the team did something for which state government doesn't always get credit. It simultaneously made things smaller and more efficient.

In continuing IT consolidation efforts, the Office of Management and Enterprise Services partnered with the Department of Human Services over Memorial Day weekend to migrate 55 critical data systems that were housed in the DHS data center.

Before the move, the systems took up 8,222 square feet at the DHS data center. Through virtualization, the space was reduced to seven racks plus the mainframe, totaling approximately 100 square feet at the OMES Information Services Data Center, a white space footprint reduction of nearly 99 percent.



“The DHS equipment move is a historic event as it entailed moving data center equipment for the largest agency in the state over a three-day weekend,” said Sarjoo Shah, DHS executive sponsor of eligibility and insurance for OMES Information Services. “This is a testament to the planning and efforts of a very large team with many moving parts.”



The move involved the combined efforts of over 100 people from OMES and DHS. Employees loaded and unloaded equipment from trucks, shut down and reinstalled server and communications equipment, and worked through technical and user validation issues. Many employees worked 16-hour days over the holiday weekend.

Before the move, 49 issues were reported. By the time the move was complete and everything was back online Tuesday, May 31, all those issues were resolved.

"I can't say enough good things about the OMES team's work on the server move in conjunction with DHS staff over the Memorial Day weekend," said DHS Chief Financial Officer David Ligon. "Communication between the two staffs was terrific and on the day after Memorial Day, DHS's IT system was up and running without a hitch in service."





Summary of Unification

Unification Project Savings

Agency Name	Status	FY2012	FY2013	FY2014	FY2015	FY2016	FY2017
Alcoholic Beverage Laws Enforcement (ABLE) Commission IT Unification	Completed					\$1,384.10	\$119,254.34
Agriculture Helpdesk Transition	Completed		\$3,086.25	\$3,240.56	\$3,402.59	\$3,572.72	\$3,751.36
Agriculture Department IT Consolidation	Completed		\$120,055.98	\$125,644.48	\$125,644.48	\$125,644.48	\$125,644.48
AICCM IT Consolidation	Completed	\$34,311.00	\$48,511.00	\$41,411.00	\$41,411.00	\$41,411.00	\$41,411.00
Attorney General IT Unification	Initiation						\$8,913.12
Banking Department IT Consolidation	Completed	\$7,250.79	\$7,250.79	\$7,250.79	\$7,250.79	\$7,250.79	\$7,250.79
Behavioral Health Licensure IT Consolidation	Completed			\$1,857.25	\$3,450.25	\$3,450.25	\$3,450.25
Board Member/1st Yr Superintendent Points	Planning				-\$9,216.64	\$3,494.17	\$3,439.43
Board of Nursing IT Consolidation	Completed	-\$15,542.76	-\$9,744.76	-\$15,244.76	-\$15,244.76	-\$15,244.76	-\$15,244.76
Boll Weevil IT Consolidation	Completed			\$61,591.16	\$61,591.16	\$61,591.16	\$61,591.16
Capitol Improvement Authority IT Consolidation	Completed	-\$1,601.04	-\$1,052.04	-\$1,052.04	-\$1,052.04	-\$1,052.04	-\$1,052.04
CareerTech IT Unification	Execution						\$420,699.76
CareerTech Independent Contractor Consolidation	Completed		\$39,960.00	\$39,960.00	\$39,960.00	\$39,960.00	\$39,960.00
CareerTech Position Consolidation	Completed		\$98,150.00	\$98,150.00	\$98,150.00	\$98,150.00	\$98,150.00
Children & Youth Commission IT Consolidation	Completed		\$107,390.89	\$90,890.89	\$90,890.89	\$107,390.89	\$90,890.89
Chiropractic Examiners IT Consolidation	Completed		-\$2,524.00	-\$2,524.00	-\$2,524.00	-\$2,524.00	-\$2,524.00
COMIT Telemangement Billing Module	Completed		\$60,675.00	\$123,925.00	\$123,925.00	\$123,925.00	\$123,925.00
Commerce IT Stabilization	Execution					\$52,779.02	\$40,459.02
Conservation Commission IT Consolidation	Completed		\$14,575.00	\$14,575.00	\$14,575.00	\$14,575.00	\$14,575.00
Corporation Commission IT Unification	Initiation						\$1,539,571.62
Council on Law Enforcement Education and Training Consolidation	Initiation						\$104,206.80

Agency Name	Status	FY2012	FY2013	FY2014	FY2015	FY2016	FY2017
Court of Existing Claims IT Unification	Initiation						\$62,877.71
Decommission MidCon	Completed		\$113,160.00	\$113,160.00	\$113,160.00	\$113,160.00	\$113,160.00
Decommission Unused Software - Infrastructure	Completed			\$88,983.74	\$88,983.74	\$88,983.74	\$88,983.74
Dentistry Board IT Consolidation	Completed		-\$2,529.00	-\$3,857.00	-\$3,857.00	-\$3,857.00	-\$3,857.00
Department of Central Services IT Consolidation	Completed	\$37,193.67	\$9,054.50	\$14,554.50	\$9,054.50	\$9,054.50	\$3,554.50
Department of Commerce IT Consolidation	Completed			\$0.00	\$253,462.05	\$17,203.55	\$8,903.55
Department of Corrections IT Unification	Initiation						\$891,263.49
Department of Corrections HCM	Completed	-\$132,472.00	\$93,753.00	\$234,892.00	\$234,892.00	\$234,892.00	\$234,892.00
Department of Environmental Quality IT Unification	Initiation						\$147,118.72
Department of Libraries IT Consolidation	Completed		\$115,599.00	\$115,599.00	\$110,099.00	\$110,099.00	\$115,599.00
Department of Mental Health and Substance Abuse IT Unification	Initiation						\$89,480.80
Department of Tourism IT Consolidation	Completed	\$93,606.70	\$94,406.70	\$93,726.70	\$93,726.70	\$93,726.70	\$93,726.70
Department of Transportation IT Consolidation	Completed			\$12,265.50	\$272,462.75	\$362,461.75	\$362,460.75
Department of Veterans Affairs IT Unification	Initiation						\$125,423.64
DEQ - Position Consolidation	Completed		\$113,475.00	\$113,475.00	\$113,475.00	\$113,475.00	\$113,475.00
Disaster Recovery Services	Completed	\$247,344.00	\$419,245.00	\$203,524.00	\$203,524.00	\$203,524.00	\$203,524.00
District Attorneys Council IT Unification	Initiation						\$217,868.64
DOC - Re-organization	Completed		\$140,570.00	\$140,570.00	\$140,570.00	\$140,570.00	\$140,570.00
DPS E-Seek Barcode MSR Reader Solution	Completed			\$4,452.00	\$4,452.00	\$4,452.00	\$4,452.00
Educational Quality & Accountability IT Unification	Completed				\$3,743.80	\$14,208.97	\$14,208.97
EGID - Manage Engine Renewal	Completed			\$4,148.00	\$4,148.00	\$4,148.00	\$4,148.00
EGID IT Consolidation	Completed			\$60,500.00	\$1,233,192.60	\$1,584,005.78	\$1,584,005.78
Eliminate Unused Software - Shared Services*	Completed		\$125,204.00	\$128,960.00	\$132,829.00	\$136,814.00	\$140,918.00
Employee Benefits Council IT Consolidation	Completed	\$150,114.51	\$214,083.65	\$208,583.65	\$214,083.65	\$208,583.65	\$214,083.65
Employee Benefits Division - VM Ware	Completed			\$5,357.00	\$5,357.00	\$5,357.00	\$5,357.00
Fiber - Classen Buildings	Completed		-\$33,335.80	\$14,592.00	\$14,592.00	\$14,592.00	\$14,592.00
Fiber - First National Building	Completed	\$11,895.39	\$49,115.40	\$49,115.40	\$49,115.40	\$49,115.40	\$49,115.40
Fiber - Landmark Tower	Completed		-\$49,513.89	\$14,820.72	\$14,820.72	\$14,820.72	\$14,820.72
Fiber - Professional Engineers & Land Surveyors	Completed		-\$29,921.80	\$4,164.00	\$4,164.00	\$4,164.00	\$4,164.00
Fiber Optic Asset Tracking System	Completed			\$6,292.16	\$2,453.94	\$2,453.94	\$2,453.94
Health Department IT Consolidation	Completed		\$60,000.00	\$1,431,406.14	\$169,473.80	\$597,779.92	\$597,779.92
Health Department Printer Optimization*	Completed		\$342,190.43	\$362,190.43	\$362,190.43	\$362,190.43	\$362,190.43
Historical Society IT Unification	Exec-Close						\$68,311.91
Horse Racing Commission IT Unification	Planning						\$74.38
Human Services Department IT Unification	Planning						\$5,027,467.71
IPSH Health Exchange Information	Completed			\$74,000.00	\$196,100.00	\$196,100.00	\$196,100.00
ITSW1004 Cable Materials and Accessories	Completed			\$2,604,000.00	\$0.00	\$0.00	\$0.00
ITSW1024 Encrypted Email Software	Completed			\$54,000.00	\$5,400.00	\$5,400.00	\$5,400.00
ITSW1030 Good Technology RFP	Completed			\$5,340.00	\$5,340.00	\$5,340.00	\$5,340.00
J.M. Davis Memorial Commission IT Unification	Planning						\$219.60
JD McCarty Center IT Unification	Initiation						\$76,161.00
Labor Department IT Consolidation	Completed		\$86,293.24	\$83,813.61	\$86,924.59	\$95,628.90	\$93,429.34
Laboratory Information Management System	Completed			\$580,056.04	\$116,034.16	\$116,034.00	\$116,034.16
Live Scan Fingerprinting System	Completed			\$45,000.00	\$45,000.00	\$45,000.00	\$45,000.00
Medical Claims Clearinghouse	Completed			\$48,000.00	\$28,200.00	\$28,200.00	\$28,200.00
Medical Examiners IT Consolidation	Completed		\$13,932.00	\$8,432.00	\$13,932.00	\$8,432.00	\$13,932.00
Medicolegal Inv.- Software for LC/MS Liquid Crystal/Mass Spectrometry	Completed			\$357,932.76	\$0.00	\$0.00	\$0.00
Mines Department IT Consolidation	Completed		-\$10,913.04	-\$16,413.04	-\$16,413.04	-\$10,913.04	-\$16,413.04
Multi Injury Trust Fund IT Consolidation	Completed			\$1,461.00	\$6,461.00	\$1,461.00	\$1,461.00
ODAFF - Oracle Licensing Application	Completed			-\$7,470.00	\$5,028.00	\$5,028.00	\$5,028.00

Agency Name	Status	FY2012	FY2013	FY2014	FY2015	FY2016	FY2017
ODOT Video Editing System	Completed			\$29,669.75	\$0.00	\$0.00	\$0.00
Office of Juvenile Affairs IT Unification	Initiation						\$33,250.44
Office of Personnel Management IT Consolidation	Completed	\$70,595.68	\$77,932.68	\$77,045.68	\$70,745.68	\$70,745.68	\$70,745.68
Ok Rail Data Migration	Execution					\$294,500.00	\$300,000.00
OKDHS Eliminate Unused Software*	Completed					\$286,273.50	\$202,987.00
OKDHS Reduction in IT Staff FY15	Completed					\$1,986,823.00	\$2,522,988.32
Oklahoma Bureau of Narcotics IT Unification	Initiation						\$83,387.36
Oklahoma Department of Rehabilitation Services IT Unification	Initiation						\$9,522.63
Oklahoma Department of Veterans Affairs Helpdesk Transition	Completed		\$145,700.00	\$145,700.00	\$145,700.00	\$145,700.00	\$145,700.00
Oklahoma Health Care Authority IT Unification	Planning				\$654,792.17	\$654,792.17	\$654,792.17
Oklahoma Indigent Defense IT Unification	Initiation						\$1,223.96
OSBI IT Unification	Initiation						-\$34,309.12
OSBI-Desktop/Laptop Replacement	Completed				\$27,952.95	\$0.00	\$0.00
OSDH - NetIQ Contract	Completed			\$8,636.80	\$8,113.68	\$8,114.00	\$8,114.00
OWRB - Annual Permitted Water Use Survey and Administrative Fee Mailing	Completed		\$3,208.53	\$0.00	\$0.00	\$0.00	\$0.00
Pardon & Parole Board IT Consolidation	Completed		\$38,051.73	\$32,551.73	\$32,551.73	\$32,551.73	\$32,551.73
Payroll Lapse Numbers**				\$5,864,571.78	\$7,223,765.30	\$4,631,146.76	\$0.00
People Move 2012	Completed	\$2,336,741.00	\$2,336,741.00	\$2,336,741.00	\$2,336,741.00	\$2,336,741.00	\$2,336,741.00
Pharmacy Board IT Consolidation	Completed		\$94,000.00	\$88,500.00	\$88,500.00	\$88,500.00	\$88,500.00
Pre-Surplus Clearing House	Completed		\$173,446.00	\$0.00	\$0.00	\$0.00	\$0.00
Private Vocational Schools Board IT Consolidation	Completed		-\$1,155.00	-\$605.00	-\$605.00	-\$605.00	-\$605.00
Psychologists Examiners IT Consolidation	Completed		-\$1,408.00	-\$1,408.00	-\$1,408.00	-\$1,408.00	-\$1,408.00
Real Estate Commission IT Consolidation	Completed			\$118,755.84	\$118,755.84	\$118,755.84	\$113,055.84
Resource Leveling FY17	Planning						\$2,118,120.97
Scenic Rivers Commission IT Consolidation	Completed		-\$6,194.76	-\$6,194.76	-\$6,194.76	-\$6,194.76	-\$6,194.76
SDE - CAS Contract Consolidation	Completed			\$20,000.00	\$21,000.00	\$21,000.00	\$21,000.00
SDE - Child Count Contract Consolidation	Completed		\$18,499.74	\$23,699.97	\$23,699.97	\$23,699.97	\$23,699.97
SDE - Child Nutrition Contract Consolidation	Completed		\$60,399.00	\$60,399.00	\$60,399.00	\$60,399.00	\$60,399.00
SDE - HUPP Contract Consolidation	Completed		\$85,942.00	\$92,056.26	\$89,248.75	\$86,357.01	\$83,378.52
SDE - Printer Consolidation Phase 2*	Completed		\$84,246.69	\$5,246.69	\$5,246.69	\$5,246.69	\$5,246.69
SDE Scantron Contract Consolidation	Completed			\$140,548.00	\$147,575.40	\$147,575.40	\$147,575.40
SDE-GED Lifelong Scoring	Completed		\$5,838.00	\$5,838.00	\$5,838.00	\$5,838.00	\$5,838.00
Security as a Service - Phase I	Completed		\$57,542.31	\$723,797.67	\$723,797.67	\$723,797.67	\$723,797.67
State Department of Education IT Consolidation	Completed	\$1,098,231.00	\$1,054,231.00	\$933,231.00	\$960,731.00	\$1,054,231.00	\$1,435,231.00
State Dept. of Education Managed Print Services	Completed	\$200,251.38	\$279,251.38	\$279,251.38	\$279,251.38	\$279,251.38	\$279,251.38
State Treasurer IT Consolidation	Completed	\$277,472.83	\$277,473.83	\$277,474.83	\$277,475.83	\$277,476.83	\$277,476.83
Statewide Mainframe Consolidation	Completed		\$2,021,035.00	\$2,341,345.00	\$3,170,748.00	\$3,176,610.00	\$3,778,929.00
Uniform Crime Report	Completed		\$707.00	\$1,107.00	\$1,107.00	\$1,107.00	\$1,107.00
Used Motor Vehicles Commission IT Unification	Completed			\$0.00	\$69,016.00	\$63,516.00	\$63,516.00
Vet Board IT Consolidation	Completed		-\$3,904.00	-\$3,904.00	-\$3,904.00	-\$3,904.00	-\$3,904.00
Virtual Technology Storage	Completed		-\$491,410.03	\$533,440.93	\$545,977.99	\$580,191.35	\$617,826.04
VOIP OKC County Health Department	Completed	-\$11,794.20	\$41,814.26	\$41,814.26	\$41,814.26	\$41,814.26	\$41,814.26
Water Resources Board IT Unification	Execution						\$117,944.34
Wave Contract Consolidation	Completed				\$322,250.00	\$322,250.00	\$322,250.00
Wheat Commission IT Consolidation	Completed		\$3,598.04	-\$1,901.96	-\$1,901.96	-\$1,901.96	-\$1,901.96
Will Rogers Memorial Commission IT Unification	Planning						\$600.00
Workers Compensation Commission IT Unification	Initiation						\$37,241.03
Total Annual Savings		\$4,403,597.95	\$8,705,788.89	\$22,016,711.49	\$22,357,171.07	\$23,158,439.20	\$31,232,864.71
Savings Over 6 Years¹	\$98,472,749	NOTES: This data reflects point-in-time information. There may be unreimbursed IT costs incurred by OMES IS that are not included in the total costs as they are not billed. These unreimbursed costs could reduce the amount of savings reported. *Vendor or employee cost savings idea. **New reporting available as a result of performance informed budgeting.					
¹ FY 2012 plus NPV of savings achieved in FY 2013-FY 2017.							

Cost Avoidance

Project Name	Status	FY2012	FY2013	FY2014	FY2015	FY2016	FY2017
Health Network Consolidation	Completed		\$1,822,538	\$1,437,628	\$1,437,628	\$1,437,628	\$1,437,628
ISD Procurement	Completed	\$81,654	\$81,654	\$81,654	\$81,654	\$81,654	\$81,654
Microsoft EES Statewide Contract	Completed		\$1,139,031	\$1,139,031	\$1,139,031	\$1,139,031	\$1,139,031
Microsoft Enterprise Agreement	Completed	\$1,778,419	\$1,778,419	\$1,778,419	(\$2,047,273)	(\$2,047,273)	(\$2,047,273)
SSL Certificate Savings	Completed	\$7,888	\$7,888	\$7,888	\$7,888	\$7,888	\$7,888
Statewide IT Contracts	Completed	\$920,266	\$1,679,846	\$1,679,846	\$1,679,846	\$1,679,846	\$1,679,846
Total Annual Savings		\$2,788,227	\$6,509,376	\$6,124,466	\$2,298,774	\$2,298,774	\$2,298,774
Savings over six years¹		\$20,607,682					

Notes: ¹FY 2012 plus NPV of savings achieved in FY 2013-FY 2017

Unification Portfolio Active Projects

Agency by Agency					
Project No	Project Name	Project Phase	Risk Rating	CBA NPV	Total Forecast Cost
			(10 - 48)		
42465	Corporation Commission Unification Project	Initiation	20		
60264	Department of Mental Health and Substance Abuse Services Unification	Initiation	0		
60268	Environmental Quality Department Unification	Initiation	0		
60310	Housing Finance Agency Unification	Initiation	0		
60270	J.D. McCarty Center Unification	Initiation	0		
60315	Lieutenant Governor - OKC Unification	Initiation	0		
42456	Lottery Commission IT Unification	Initiation	20		
60275	Office of Juvenile Affairs Unification	Initiation	0		\$12,000.00
42190	DEQ IT Unification	Initiation	32		\$420,000.00
60277	Rehabilitation Services Unification	Initiation	0		\$12,000.00
60306	Veterans Affairs Department Unification	Initiation	0		\$12,000.00
61515	Workers' Compensation Commission/Court of Existing Claims Unification	Initiation	20		
55935	Horse Racing Commission Unification	Planning	24		\$12,000.00
55800	Space Industry Development Authority Unification	Planning	24	-\$26,700.67	\$9,909.00
42464	Department of Human Services IT Unification Project	Planning	32		\$1,146,698.00
57879	J.M. Davis Memorial Commission Unification	Planning	24		\$3,000.00
34970	OHCA Unification	Planning	28	\$3,432,510.00	
55506	Will Rogers Memorial Commission Unification	Execution	20		\$16,437.00
42191	Water Resources Board Unification	Execution	20		\$178,376.00
50691	ODOT Lotus Notes, DHCP, PGP, SEPM, DNS	Execution	28		\$12,500.00
37981	Career Tech Unification	Execution-Close	36	\$731,612.00	\$652,099.00
42188	Historical Society IT Unification Project	Execution-Close	44	-\$956,112.00	\$178,800.00
Service by Agency					
33034	Department of Veterans Internal Wiring 7 Hospitals	Execution	20	\$954,706.00	\$3,862,000.00
Service by Service					
56469	Tax Commission Network Unification	Initiation	0		\$23,250.00
41328	OMES Office 365	Execution	72		\$10,653,862.00
37655	INFRASTRUCTURE: Critical System Protection	Execution-Close	32		

unification approach

agency by agency

team formation

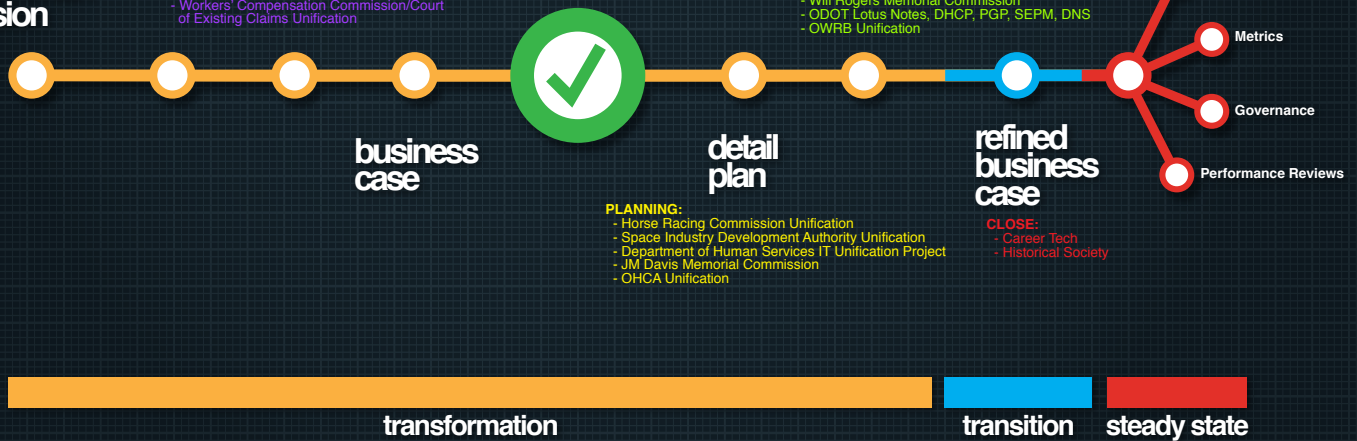
- INITIATION:**
- Corporation Commission Unification Project
 - Department of Mental Health Unification
 - OKC Unification
 - DEQ Unification
 - Lottery Commission IT Unification
 - DEQ IT Unification
 - J.M. Davis Memorial Commission Unification
 - Housing Finance Agency Unification
 - JD McCarty Center Unification
 - Lieutenant Governor – OKC Unification
 - Lottery Commission IT Unification
 - Office of Juvenile Affairs Unification
 - Rehabilitation Services Unification
 - Veterans Affairs Department Unification
 - Workers' Compensation Commission/Court of Existing Claims Unification

leadership common vision

approve

transform

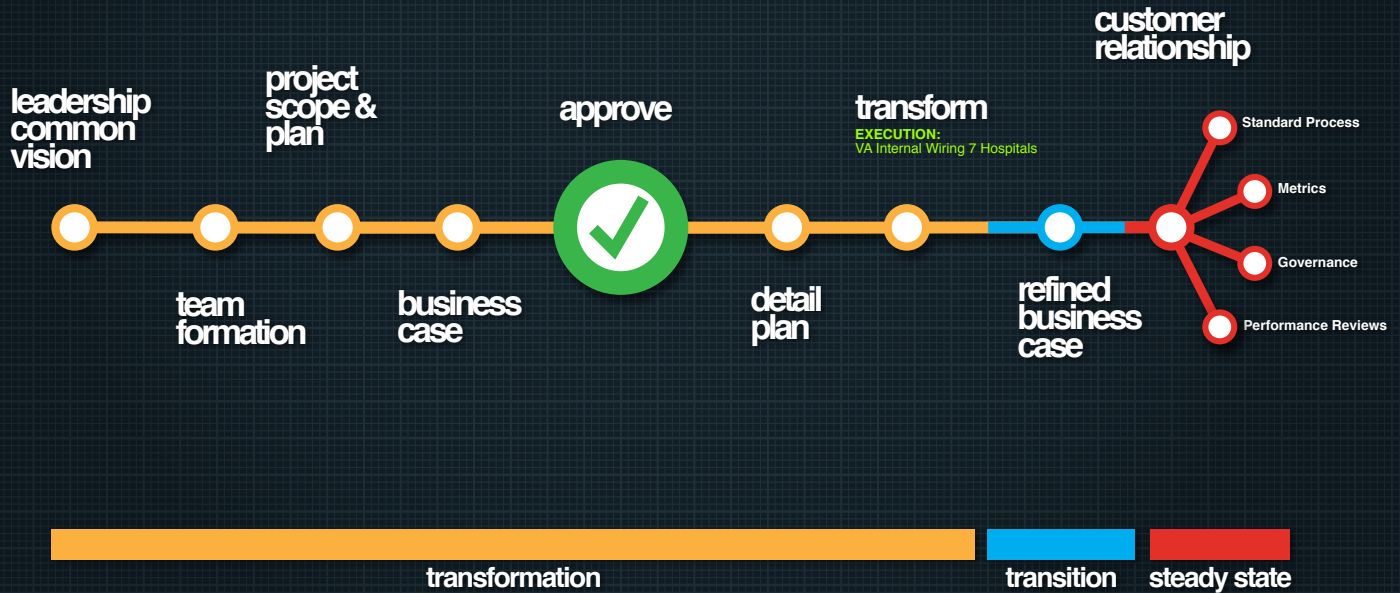
customer relationship



Agency-by-Agency Completion

- ABLE Tech
 - Abstractors Board
 - Accountancy Board
 - Aeronautics Commission
 - Agriculture
 - Anatomical Board*
 - Architects Board
 - Arts Council
 - Athletic Commission
 - Banking Department
 - Boll Weevil
 - Bond Advisor
 - Building Bonds-Commission
 - Capital Investment Board
 - Capitol Improvement Authority
 - Center for Advancement of Science and Technology- OCAST
 - Central Services- DCS
 - Children & Youth Commission
 - Chiropractic
 - Commerce
 - Conservation
 - Construction Industries Board
 - Consumer Credit Department
 - Dentistry Board
 - Disability Concerns
 - Education Department
 - Education Quality & Accountability
 - Employees Benefits Council
 - Employess Group Insurance Department
 - Emergency Management IT Unification
 - Ethics Commission
 - Finance Authority
 - Fire Marshal
 - Funeral Board
 - Governor
 - Health Dept.
 - Historical Society
 - Human Rights Commission
 - Interstate Oil Compact Commission
 - Industrial Finance Authority
 - Judicial Complaints Council*
 - Labor Department
 - Libraries
 - Licensed Social Workers Board
 - Liquefied Petroleum Gas Board
 - Long Term Care Admin. Board
 - Marginal Well Commission
 - Medical Examiners
 - Merit Protection Commission
 - Mines Department
 - Motor Vehicle Commission
 - Multiple Injury Trust Fund*
 - Native American Cultural & Education Authority
 - Nursing Board
 - ODOT
 - Optometry Board
 - Pardon & Parole
 - Personnel Management Office
 - Pet Breeders*
 - Pharmacy
 - Physician Manpower Training Commission
 - Private Vocational Schools Board
 - Professional Engineers & Land Surveyors
 - Psychologists
 - Public Safety Department
 - Real Estate
 - Scenic Rivers Commission
 - Science and Math
 - Sorghum Commission
 - Speech Pathology Board
 - State Treasurer
 - Teacher Preparation Commission
 - Teachers' Retirement System
 - Tobacco Settlement Endowment Trust
 - Tourism & Recreation Department
 - Uniform Building Code Commission
 - University Hospitals Authority*
 - Used Motor Vehicles Commission
 - Veterinary Medical Examiners
 - Wheat Commission
 - Workers Comp Commission
- FY15
*No IT Services

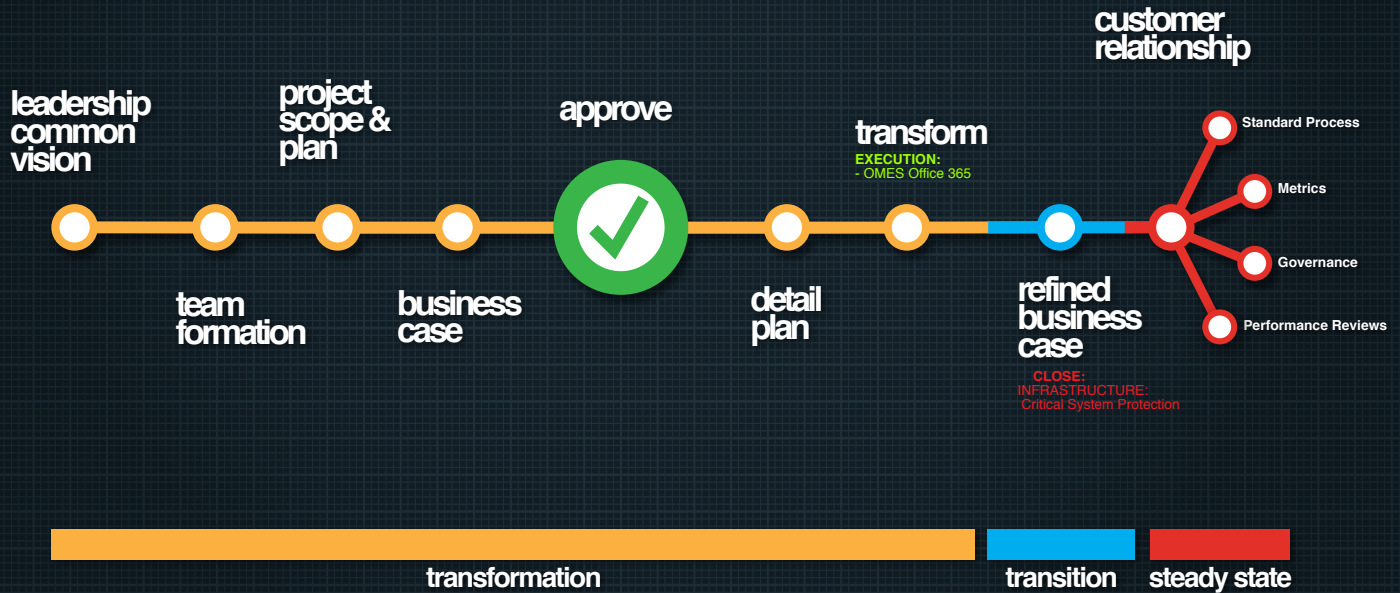
unification approach service by agency



Service-by-Agency Completion

- 1st National Building – Fiber
- Career Tech – Email Unification
- Classen Buildings – Fiber
- Corrections – HCM
- DHS – Disaster Recovery
- DHS Infrastructure – Cloud Email
- Health Department – Network
- Health – Unused Software
- Health – Printer Optimization
- DHS – Disaster Recovery
- Landmark Tower – Fiber
- ODAFF – Help Desk
- ODAFF – Printer Optimization
- ODOT VoIP
- OKC County Health Dept – VoIP
- OMES IS – Unused Software
- Prof Engineers & Land Surveyors – Fiber
- SDE – HUPP Contract Unification
- SDE – Mainframe
- SDE – Print Services Phase 1
- SDE – Print Services Phase 2
- VA - Help Desk

unification approach service by service



Service-by-Service Completion

- Antivirus/Spam/Encryption Pilot
- COMIT Telemanagement Billing Module
- Microsoft Enterprise Agreement
- People Move 2012
- PPM Tool Pilot
- Pre-Surplus Clearing House- 2012 Cost
- Savings Idea
- Security as a Service Phase I
- Project Portfolio Management Rollout
- IT Advisory Services
- Security Education and Training
- Statewide Mainframe Unification

