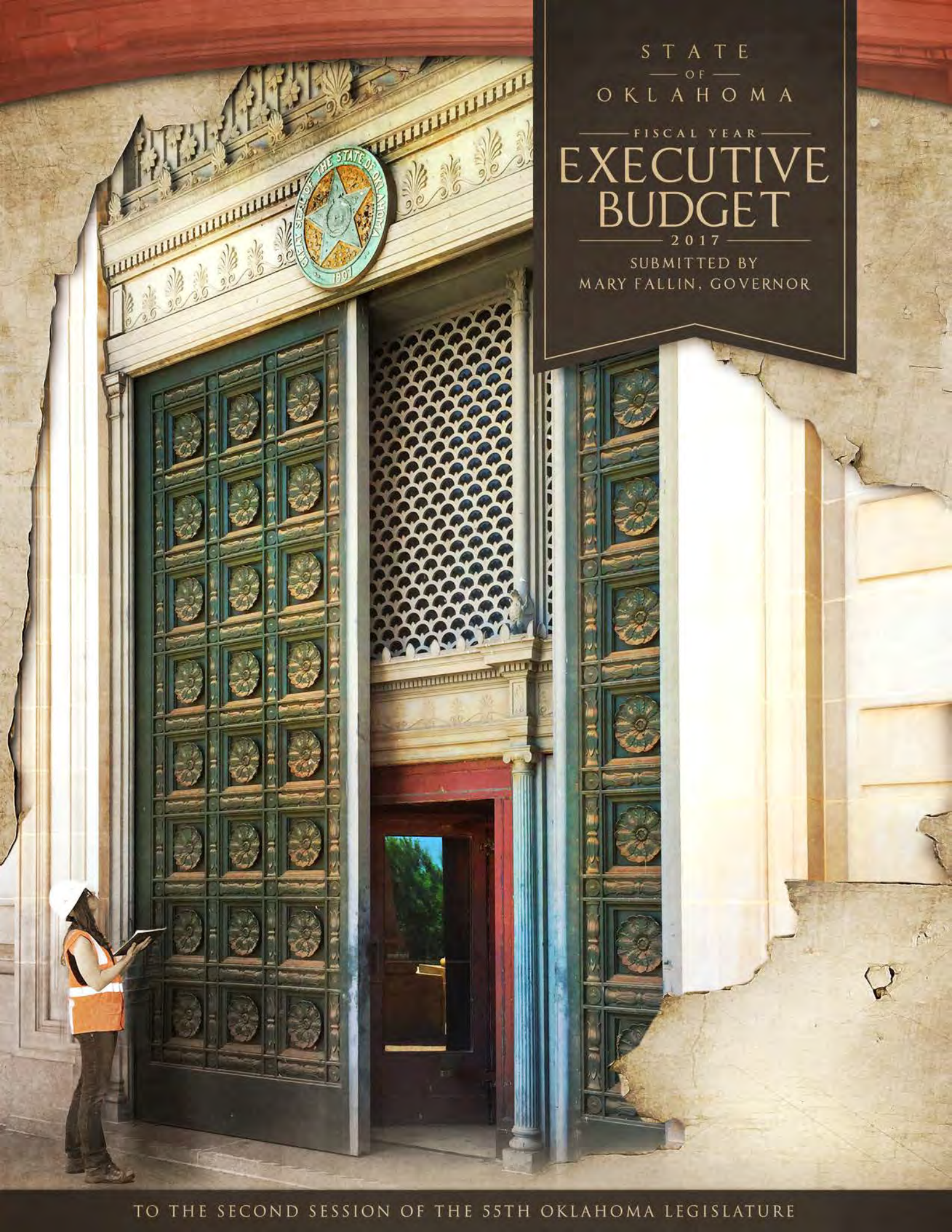


STATE  
— OF —  
OKLAHOMA

FISCAL YEAR  
**EXECUTIVE  
BUDGET**

2017

SUBMITTED BY  
MARY FALLIN, GOVERNOR



TO THE SECOND SESSION OF THE 55TH OKLAHOMA LEGISLATURE

FY-2017

Executive Budget

Governor  
Mary Fallin

February 1, 2016





**Mary Fallin**  
**Office of the Governor**  
**State of Oklahoma**

To the Citizens of the Great State of Oklahoma and the Oklahoma Legislature:

It is my pleasure to submit for your consideration the FY-2017 executive budget.

The plan I put forward in this proposal establishes a long-term path for more reliable revenue collection and greater legislative control over government's limited resources. This responsible executive budget would allow policymakers to better govern for current needs while also better preparing for the future. It makes necessary reductions to address the current revenue reality while putting in place long-term solutions to enhance the state's ability to provide core government services.

The success of this fiscal proposal relies on policymakers to address structural deficiencies within the budget-making process. I ask that we take on the inherent challenges of overhauling our budget process to better serve the citizens of Oklahoma. Together, we can accomplish this task and put Oklahoma in a stronger fiscal position moving forward.

I humbly ask for your support on these priorities as we move into the 2016 legislative session.

Sincerely,

A handwritten signature in black ink that reads "Mary Fallin".

Mary Fallin  
Governor

---

February 1, 2016

Dear Governor Fallin:

Please accept this, your executive budget for the FY-2017 budget year. The budget is balanced as required by law.

The budgets of all state agencies, boards and commissions were thoroughly reviewed in the preparation of this budget. Staff of the Budget Division of OMES and I met with directors of major state agencies to examine and analyze agency programs and expenditures. State agency administrators and their staff provided information necessary for this budget review. They also made suggestions to improve the efficiency and effectiveness of the delivery of services by their agencies. Our examination included a review of management efficiencies and innovations, alternative funding methods, tax policies, expenditures and revenue-enhancement proposals.

The budget development process was inclusive of many interested parties, including you and representatives of your staff who joined in meetings with agencies and offered ideas and suggestions.

Thank you for all of your time and attention in the development of the budget. To others involved in this process, I extend my appreciation for their input. I also want to thank analysts with the Budget Division for their diligence, hard work and dedication.

Respectfully,



Preston L. Doerflinger  
Director  
Secretary of Finance, Administration and Information Technology

# OKLAHOMA OFFICE OF MANAGEMENT AND ENTERPRISE SERVICES

February 1, 2016

**Citizens of the State of Oklahoma  
Members of the Second Regular Session  
of the Fifty-Fifth Legislature**

## **"FY-2017 EXECUTIVE BUDGET and HISTORICAL INFORMATION"**

Governor Mary Fallin's FY-2017 budget consists of her budget recommendations to the 2016 Legislature, as well as a discussion of state revenues, a summary of her proposed budget and explanations of budget recommendations for state agencies. This document is available on the Internet. It can be viewed by accessing the Oklahoma Home Page, the Home Page of the Office of the Governor, or the Home Page of the Office of Management and Enterprise Services. The Oklahoma Home Page address is: <http://www.ok.gov>

*2300 North Lincoln Boulevard, Room 122, Oklahoma City, OK 73105-4801  
Telephone (405) 521-2141 FAX (405) 521-3902*

# Executive Summary

# Executive Summary

In December 2015, the State Board of Equalization projected \$6.06 billion in available revenue for Fiscal Year 2017 appropriations, which is \$900.8 million, or 12.9 percent, less than was certified as available for appropriation for Fiscal Year 2016. Through a combination of recurring revenue proposals, appropriation reductions and targeted appropriation increases for core government services, Governor Fallin's Fiscal Year 2017 Executive Budget is balanced and proposes appropriations of \$6.94 billion, which is \$52.1 million, or 0.75 percent, less than the Fiscal Year 2016 appropriated budget as adjusted by the midyear revenue failure.

## Revenue Changes

No one-time revenues are proposed in this executive budget. Oklahoma has long needed to end an overreliance on one-time funds in its operating budget, and this proposal allows that to occur. Governor Fallin's budget proposes to fix structural problems in the state budget before relying on one-time revenue sources and demonstrates how this can be done in a single step beginning next year.

Because Oklahoma's Rainy Day Fund is one-time revenue, accessing the Rainy Day Fund is not proposed within this budget. Furthermore, the Rainy Day Fund should be kept as full as possible amid ongoing state revenue instability related to low oil prices and corresponding energy sector reductions. The Rainy Day Fund would be more appropriately utilized to address potential midyear revenue failures in Fiscal Years 2016, 2017 and 2018, or for appropriations in Fiscal Year 2018 if the effects of low oil prices continue reducing state revenues.

Governor Fallin's budget proposes \$910.5 million in recurring revenue sources that permanently diversify and strengthen revenue streams for the appropriated budget. To begin reversing the problematic trend of diverting revenues off-the-top for specific purposes, all new revenues proposed in this executive budget would be directed to the General Revenue Fund for discretionary appropriation by elected officials. None of those funds would be tied to specific spending areas.

Recurring revenues for appropriation proposed in Governor Fallin's Fiscal Year 2017 budget are:

## Sales Tax Modernization

\$200 million

State sales and use tax exemptions total an estimated \$8.1 billion annually. Oklahoma applies sales tax to fewer services than all but two surrounding states and does not charge sales tax on items delivered electronically, like digital music. Additionally, auditing of sales tax collections has faced technology limitations, which likely causes sales tax revenue losses for the state and local governments.

To generate recurring sales tax revenue without raising the sales tax rate, Governor Fallin's budget proposes eliminating outdated deductions, applying the sales tax to select services that are subject to sales tax in other states, applying sales tax to items delivered electronically and enhancing sales tax

auditing with technology improvements. If structured properly, this could present the opportunity to reduce the state sales tax rate, which is the nation's sixth highest, while still increasing overall sales tax collections. It would also alleviate growing financial pressures on local municipalities that are almost totally reliant on sales taxes for operations.

### **Cigarette Tax Increase**

\$181.6 million

Raising the \$1.03 per pack rate collected by the state when someone chooses to buy cigarettes to \$2.53 per pack will save lives, reduce health care costs and generate recurring revenue for core services.

### **Automated Agency Account Reconciliation and Certification**

\$125 million

Revolving funds and other agency accounts that receive fees, fines, apportionments and other non-appropriated revenues routinely carry excess funds that can be captured by policymakers for appropriation elsewhere. The transfer of monies from these accounts is often mischaracterized as one-time revenue despite the fact the majority of these accounts annually replenish at regular rates as revenues recur into them. Governor Fallin's budget proposes establishing a fair system whereby these accounts are annually reconciled so excess funds can be certified as revenue for appropriation.

### **Non-appropriated Agency Revenue Sharing**

\$125 million

Non-appropriated agencies funded by fees, fines or other revenues annually collect billions of dollars in the course of their duties performing governmental business. Some non-appropriated agencies remit a portion of these revenues back to the General Revenue Fund for appropriation, while others do not. Governor Fallin's budget proposes more non-appropriated agencies make a percentage of their revenues available for certification as revenue available for appropriation by elected officials.

### **June Collections Certification Reform**

\$120 million

Currently, statutory provisions provide for a portion of June collections to be deposited in the Cash Flow Reserve Fund to make July agency allocations and help make monthly distributions to agencies if cash flow is insufficient to do so at any point during a fiscal year. Monies not needed to meet cash flow needs may be appropriated by the Legislature. Reconciliation of the fund before the close of each fiscal year would allow the State Board of Equalization to build a reasonable sum each year into the certification from June collections, which typically exceed \$500 million, while still leaving ample collections for the Cash Flow Reserve Fund and improving revenue stability for the General Revenue Fund.

### **Eliminate Personal Income Tax Double Deduction**

\$85.3 million

Oklahoma is one of only seven states allowing a deduction of state income taxes on state tax returns. To arrive at Oklahoma taxable income, taxpayers are allowed to deduct the "standard deduction" provided



by law or the “federal itemized deduction.” The federal itemized deduction includes the amount of state income or sales taxes paid. Governor Fallin’s budget proposes requiring the amount of state income or sales taxes paid with the federal itemized deduction be added back to arrive at taxable income.

### **Apportionment Reform**

\$40.3 million

Governor Fallin’s budget proposes redirecting apportionments for the Tourism and Recreation Department, Historical Society and other areas back to the General Revenue Fund.

### **Apportionment Equity**

\$9.2 million

When state revenues decline, mandatory spending that occurs through off-the-top apportionments is often unaffected or affected at a much lesser level than discretionary spending that occurs through the appropriated budget. Governor Fallin’s budget proposes requiring more equity among apportionments and appropriations. Under this requirement, a projected decline in revenues for appropriations would cause most apportionments to be reduced across the board by a percentage that corresponds with the projected decline in revenues for appropriations. Monies captured from reducing apportionments would then be certified as revenues available for appropriation. Governor Fallin’s proposal would not affect apportionments to the 1017 Fund, ROADS, Oklahoma’s Promise scholarships or pension systems.

### **Eliminate Pass-through Appropriations**

\$19.7 million

Some monies appropriated to agencies each year are passed through the agency to another entity or purpose. Many of these appropriations are not statutorily required and do not represent core functions. Governor Fallin’s budget proposes eliminating non-statutory, non-critical pass-through appropriations.

### **Reconciliation of Income Taxes Withheld**

\$4.5 million

At the federal level, employers with employees over a specific threshold of staff must report to the Internal Revenue Service (IRS) the number of staff and the withholding amounts remitted and reported. The IRS captures what the employers send to the U.S. Treasury, but only the federal withholding and nothing for the state. Governor Fallin’s budget proposes causing employers required to file at the federal level to also file state reconciliations each year to report the total monthly tax remitted, wages paid and withholdings. The Tax Commission would capture the Oklahoma withholding information and compare it to the withholding reported on Oklahoma individual tax returns. The process would allow the Tax Commission to identify fraudulent and inaccurate returns, likely generating additional revenue.

### **Expenditure Changes**

Governor Fallin’s budget makes \$167.4 million in expenditure reductions across 63 agencies and \$199.7 million in targeted expenditure increases across three agencies.

### **Supplemental Appropriation for Fiscal Year 2016**

Due to the midyear revenue failure and continued offender growth, the Department of Corrections does not have adequate funds to complete Fiscal Year 2016 unless it makes operational reductions that would result in unsafe conditions for correctional officers. To prevent this, Governor Fallin's budget proposes a \$20 million supplemental Fiscal Year 2016 appropriation that would be annualized into the agency's Fiscal Year 2017 base appropriation. The supplemental appropriation would come from \$48.9 million in cash-on-hand certified by the State Board of Equalization in December and revolving fund reconciliations into the Special Cash Fund.

### **Appropriation Reductions for Fiscal Year 2017**

In Governor Fallin's budget, 53 agencies receive appropriations reductions of 6 percent. Three appropriated agencies not affected by Fiscal Year 2016's midyear revenue failure receive appropriation reductions of 9 percent to equalize these agencies with those affected by the revenue failure.

A smaller percentage appropriation reduction is applied to seven agencies providing critical core services. A base appropriation reduction of 3 percent is applied to the Department of Education, Health Care Authority, Department of Mental Health and Substance Abuse Services, Health Department, Office of Juvenile Affairs, Department of Public Safety and School of Science and Math.

### **No Appropriations for Fiscal Year 2017**

The Insurance Department appropriation is zeroed out because the agency has sufficient non-appropriated revenue to operate. The Insurance Department regularly contributes more revenue to the budget than it is appropriated.

The Merit Protection Commission appropriation is zeroed out because Governor Fallin supports filed legislation that would consolidate the commission into the Office of Management and Enterprise Services, which could absorb the commission's functions without the need for additional appropriations.

### **Flat Appropriations for Fiscal Year 2017**

A flat appropriation is given to two agencies, the Corporation Commission and Election Board, that would have to reduce critical functions if appropriations were reduced. In addition, \$16.1 million in appropriations for debt service at 20 agencies is maintained.

### **Targeted Appropriation Increases for Fiscal Year 2017**

Governor Fallin's budget includes the following targeted appropriation increases:

- Department of Education: \$178.4 million for \$3,000 teacher pay raise
- Department of Human Services: \$11.3 million for Pinnacle Plan commitment
- Department of Corrections: \$10 million for offender growth and technology
- Maintenance of State Buildings Revolving Fund: \$10 million for building needs statewide

### **School Funding Flexibility**

In addition to the \$178.4 million appropriated for a \$3,000 teacher pay raise, Governor Fallin proposes giving local school districts added financial flexibility by allowing ad valorem dollars to be used for teacher pay and benefits if local officials deem it prudent and necessary. Allowing these funds to be used for teacher pay and benefits would free up \$200 million at the local level currently only available for other uses. Not every district would use this option, but this proposal modernizes the use of the ad valorem tax base and gives districts added financial flexibility to help weather the energy sector downturn.

	<b>FY-2016 Adjusted Appropriation</b>	<b>Final FY-2017 Budget Book</b>	<b>FY-2017 \$ From Adj. FY-2016</b>	<b>FY-2017 % Adj. FY-2016</b>
Governor	\$1,893,945	\$1,780,308	-\$113,637	-6.00%
<b>TOTAL GOVERNOR</b>	<b>\$1,893,945</b>	<b>\$1,780,308</b>	<b>-\$113,637</b>	<b>-6.00%</b>
Lt. Governor	\$430,175	\$404,365	-\$25,811	-6.00%
<b>TOTAL LT. GOVERNOR</b>	<b>\$430,175</b>	<b>\$404,365</b>	<b>-\$25,811</b>	<b>-6.00%</b>
Agriculture, Department of	\$23,993,214	\$22,553,621	-\$1,439,593	-6.00%
Conservation Commission	\$9,659,363	\$9,079,801	-\$579,562	-6.00%
Horse Racing Commission	\$1,914,566	\$1,799,692	-\$114,874	-6.00%
<b>TOTAL AGRICULTURE</b>	<b>\$35,567,143</b>	<b>\$33,433,114</b>	<b>-\$2,134,029</b>	<b>-6.00%</b>
Commerce, Department of	\$23,092,335	\$21,706,795	-\$1,385,540	-6.00%
Labor, Department of	\$4,185,013	\$3,933,912	-\$251,101	-6.00%
<b>TOTAL COMMERCE</b>	<b>\$27,277,348</b>	<b>\$25,640,707</b>	<b>-\$1,636,641</b>	<b>-6.00%</b>
Career Technology Education	\$130,024,151	\$122,222,702	-\$7,801,449	-6.00%
Education, State Department of	\$2,438,093,833	\$2,543,368,125	\$105,274,292	4.32%
Educational Television Authority	\$3,289,497	\$3,092,127	-\$197,370	-6.00%
Education Quality & Accountability, Office of	\$1,792,496	\$1,684,946	-\$107,550	-6.00%
Higher Education, Regents for	\$939,326,700	\$882,967,098	-\$56,359,602	-6.00%
Physician Manpower Training	\$3,821,331	\$3,592,051	-\$229,280	-6.00%
Science and Math, School of	\$6,574,553	\$6,377,316	-\$197,237	-3.00%
<b>TOTAL EDUCATION and WORKFORCE DEVELOPMENT</b>	<b>\$3,522,922,561</b>	<b>\$3,563,304,366</b>	<b>\$40,381,805</b>	<b>1.15%</b>

	<b>FY-2016 Adjusted Appropriation</b>	<b>Final FY-2017 Budget Book</b>	<b>FY-2017 \$ From Adj. FY-2016</b>	<b>FY-2017 % Adj. FY-2016</b>
Corporation Commission	\$10,182,682	\$10,182,682	\$0	0.00%
Environmental Quality, Department of	\$6,776,896	\$6,166,976	-\$609,921	-9.00%
Mines, Department of	\$851,725	\$800,621	-\$51,103	-6.00%
Water Resources Board	\$6,055,961	\$5,692,603	-\$363,358	-6.00%
<b>TOTAL ENERGY and ENVIRONMENT</b>	<b>\$23,867,264</b>	<b>\$22,842,883</b>	<b>-\$1,024,382</b>	<b>-4.29%</b>
Auditor and Inspector	\$4,011,966	\$3,771,248	-\$240,718	-6.00%
Bond Advisor	\$121,524	\$114,232	-\$7,291	-6.00%
Insurance Commissioner	\$1,612,956	\$0	-\$1,612,956	-100.00%
Land Office, Commissioners of	\$8,538,600	\$8,538,600	\$0	0.00%
Management and Enterprise Services	\$39,196,328	\$36,844,548	-\$2,351,780	-6.00%
Merit Protection Commission	\$416,908	\$0	-\$416,908	-100.00%
Tax Commission	\$42,154,000	\$39,624,760	-\$2,529,240	-6.00%
Treasurer	\$3,093,964	\$2,908,326	-\$185,638	-6.00%
<b>TOTAL FINANCE, ADMINISTRATION and INFORMATION TECHNOLOGY</b>	<b>\$99,146,245</b>	<b>\$91,801,714</b>	<b>-\$7,344,530</b>	<b>-7.41%</b>
Children and Youth, Commission	\$1,913,677	\$1,798,856	-\$114,821	-6.00%
Disability Concerns, Office of	\$269,698	\$253,516	-\$16,182	-6.00%
Health Care Authority	\$943,696,499	\$915,385,604	-\$28,310,895	-3.00%
Health, Department of	\$58,813,502	\$57,049,097	-\$1,764,405	-3.00%
Human Services, Department of	\$660,198,122	\$651,684,178	-\$8,513,944	-1.29%
J.D. McCarty Center	\$4,196,193	\$3,944,422	-\$251,772	-6.00%
Juvenile Affairs	\$96,029,062	\$93,148,190	-\$2,880,872	-3.00%
Mental Health & Substance Abuse	\$330,920,814	\$320,993,190	-\$9,927,624	-3.00%
OSU Medical Authority	\$11,158,049	\$10,488,566	-\$669,483	-6.00%
Rehabilitation Services, Depart.	\$30,016,463	\$28,215,475	-\$1,800,988	-6.00%
University Hospitals Authority	\$38,302,347	\$36,004,206	-\$2,298,141	-6.00%
<b>TOTAL HEALTH and HUMAN SERVICES</b>	<b>\$2,175,514,426</b>	<b>\$2,118,965,300</b>	<b>-\$56,549,126</b>	<b>-2.60%</b>

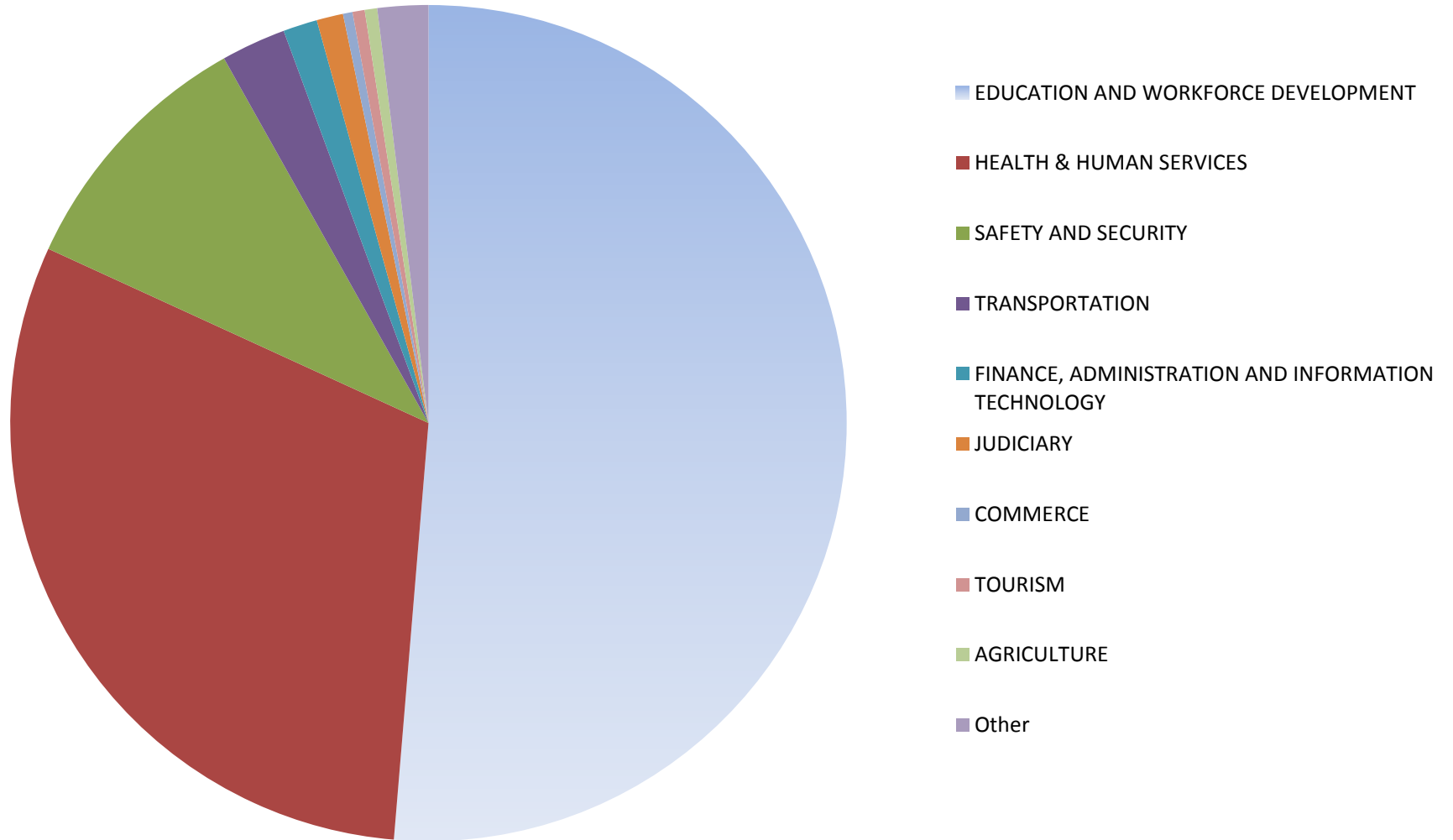


	FY-2016 Adjusted Appropriation	Final FY-2017 Budget Book	FY-2017 \$ From Adj. FY-2016	FY-2017 % Adj. FY-2016
Military, Department of	\$10,951,278	\$10,294,201	-\$657,077	-6.00%
<b>TOTAL MILITARY</b>	<b>\$10,951,278</b>	<b>\$10,294,201</b>	<b>-\$657,077</b>	<b>-6.00%</b>
ABLE	\$2,745,108	\$2,580,402	-\$164,706	-6.00%
Attorney General	\$13,486,695	\$12,677,493	-\$809,202	-6.00%
Corrections, Department of	\$493,081,105	\$503,081,105	\$10,000,000	2.03%
District Attorneys and DAC	\$37,681,285	\$35,420,408	-\$2,260,877	-6.00%
Emergency Management	\$552,953	\$519,776	-\$33,177	-6.00%
Fire Marshal	\$1,577,044	\$1,482,421	-\$94,623	-6.00%
Indigent Defense System	\$15,597,330	\$14,661,491	-\$935,840	-6.00%
Investigation, State Bureau of	\$13,421,374	\$12,616,092	-\$805,282	-6.00%
CLEET	\$3,296,354	\$3,098,573	-\$197,781	-6.00%
Medicolegal Investigations	\$9,406,132	\$9,406,132	\$0	0.00%
OBNDD	\$3,498,917	\$3,184,014	-\$314,903	-9.00%
Pardon and Parole Board	\$2,392,681	\$2,249,120	-\$143,561	-6.00%
Public Safety, Department of	\$98,095,096	\$95,152,243	-\$2,942,853	-3.00%
<b>TOTAL SAFETY and SECURITY</b>	<b>\$694,832,073</b>	<b>\$696,129,268</b>	<b>\$1,297,195</b>	<b>0.19%</b>
Science & Technology, Center for	\$15,491,608	\$14,562,112	-\$929,497	-6.00%
Space Industry Development Auth.	\$335,068	\$314,964	-\$20,104	-6.00%
<b>TOTAL SCIENCE and TECHNOLOGY</b>	<b>\$15,826,676</b>	<b>\$14,877,076</b>	<b>-\$949,601</b>	<b>-6.00%</b>
Election Board	\$7,411,147	\$7,411,147	\$0	0.00%
Ethics Commission	\$813,954	\$765,117	-\$48,837	-6.00%
Libraries, Department of	\$5,062,864	\$4,759,093	-\$303,772	-6.00%
<b>TOTAL SECRETARY OF STATE</b>	<b>\$13,287,966</b>	<b>\$12,935,357</b>	<b>-\$352,609</b>	<b>-2.65%</b>

	<b>FY-2016 Adjusted Appropriation</b>	<b>Final FY-2017 Budget Book</b>	<b>FY-2017 \$ From Adj. FY-2016</b>	<b>FY-2017 % Adj. FY-2016</b>
Arts Council	\$3,405,190	\$3,200,878	-\$204,311	-6.00%
Historical Society	\$11,230,673	\$10,556,833	-\$673,840	-6.00%
J.M. Davis Memorial Commission	\$266,153	\$250,184	-\$15,969	-6.00%
Scenic Rivers Comm.	\$262,854	\$247,083	-\$15,771	-6.00%
Tourism and Recreation, Department	\$19,621,453	\$17,855,522	-\$1,765,931	-9.00%
Will Rogers Memorial Comm.	\$644,042	\$605,399	-\$38,643	-6.00%
<b>TOTAL TOURISM</b>	<b>\$35,430,366</b>	<b>\$32,715,900</b>	<b>-\$2,714,466</b>	<b>-7.66%</b>
Transportation, Department of	\$184,901,463	\$173,807,375	-\$11,094,088	-6.00%
<b>TOTAL TRANSPORTATION</b>	<b>\$184,901,463</b>	<b>\$173,807,375</b>	<b>-\$11,094,088</b>	<b>-6.00%</b>
Veterans Affairs, Department of	\$34,039,134	\$31,996,786	-\$2,042,348	-6.00%
<b>TOTAL VETERANS AFFAIRS</b>	<b>\$34,039,134</b>	<b>\$31,996,786</b>	<b>-\$2,042,348</b>	<b>-6.00%</b>
House of Representatives	\$16,163,182	\$15,193,391	-\$969,791	-6.00%
Legislative Service Bureau	\$4,746,050	\$4,461,287	-\$284,763	-6.00%
Senate	\$12,073,921	\$11,349,486	-\$724,435	-6.00%
<b>TOTAL LEGISLATURE</b>	<b>\$32,983,153</b>	<b>\$31,004,163</b>	<b>-\$1,978,989</b>	<b>-6.00%</b>
Court of Criminal Appeals	\$3,521,293	\$3,310,015	-\$211,278	-6.00%
District Courts	\$55,518,416	\$52,187,311	-\$3,331,105	-6.00%
Supreme Court	\$16,736,919	\$15,732,704	-\$1,004,215	-6.00%
<b>TOTAL JUDICIARY</b>	<b>\$75,776,628</b>	<b>\$71,230,030</b>	<b>-\$4,546,598</b>	<b>-6.00%</b>
REAP	\$10,558,347	\$9,924,846	-\$633,501	-6.00%
<b>Total Appropriation</b>	<b>\$6,995,206,189</b>	<b>\$6,943,087,759</b>	<b>-\$52,118,430</b>	<b>-0.75%</b>

<b>FY-2016 Certified Revenues</b>	<b>\$6,059,238,267</b>
<b>Revenue Adjustments</b>	
Commissioners of the Land Office Excess Certification	-\$493,335
Sales tax modernization	\$200,000,000
Increase Cigarette Tax	\$181,591,550
Automated Revolving Fund Reconciliation Reform	\$125,000,000
Non-Appropriated Agency Revenue Sharing	\$125,000,000
Cash Flow Reserve Fund Reform	\$120,000,000
Eliminate Personal Income Tax Double Deduction	\$85,260,089
Apportionment Reform	\$40,300,000
Eliminate Non-Critical Passthroughs	\$19,700,000
Apportionment Equity Reform (at 1%)	\$9,164,269
Reconciliation of Income Taxes Withheld	\$4,485,850
<b>Total Revenue</b>	<b>\$6,969,246,690</b>
<b>Appropriations</b>	<b>\$6,943,087,759</b>
Maintenance of State Buildings Revolving Fund	\$10,000,000
Agency Debt Service Hold Harmless	\$16,125,000
<b>Total Expenditures</b>	<b>\$6,969,212,759</b>
<b>Total Difference</b>	<b>\$33,931</b>

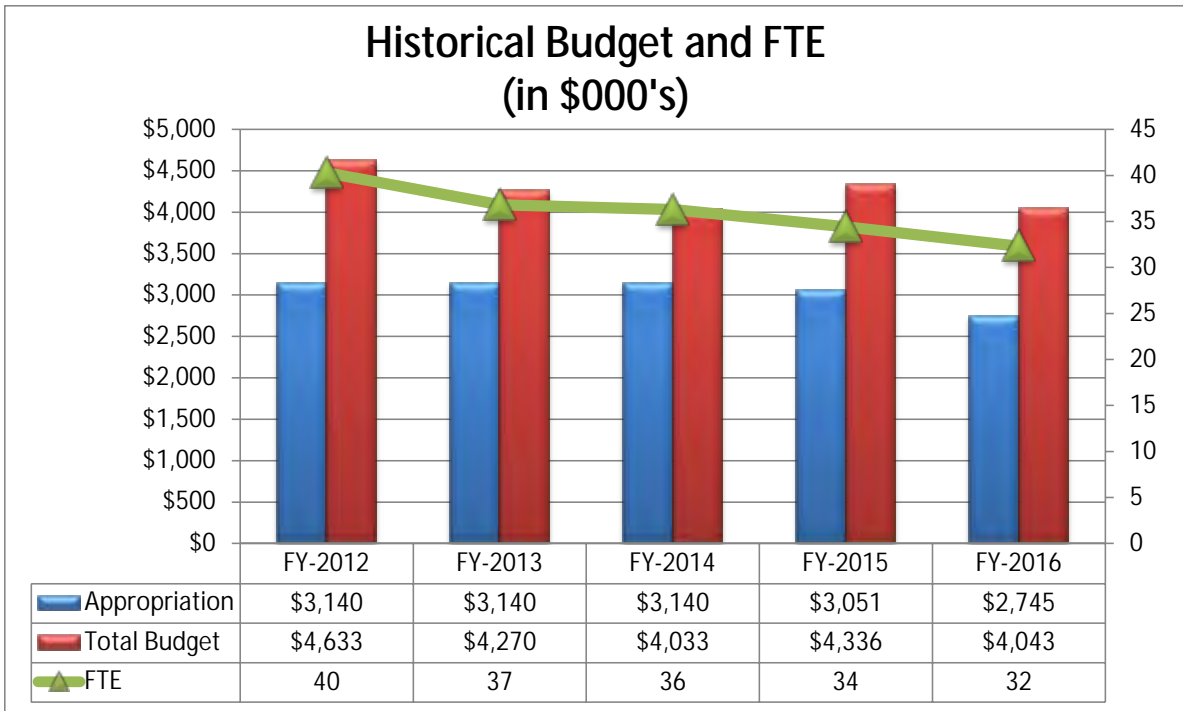
## FY-2017 Budget by Cabinet



# **State Agency Information**



# Alcoholic Beverage Laws Enforcement Commission



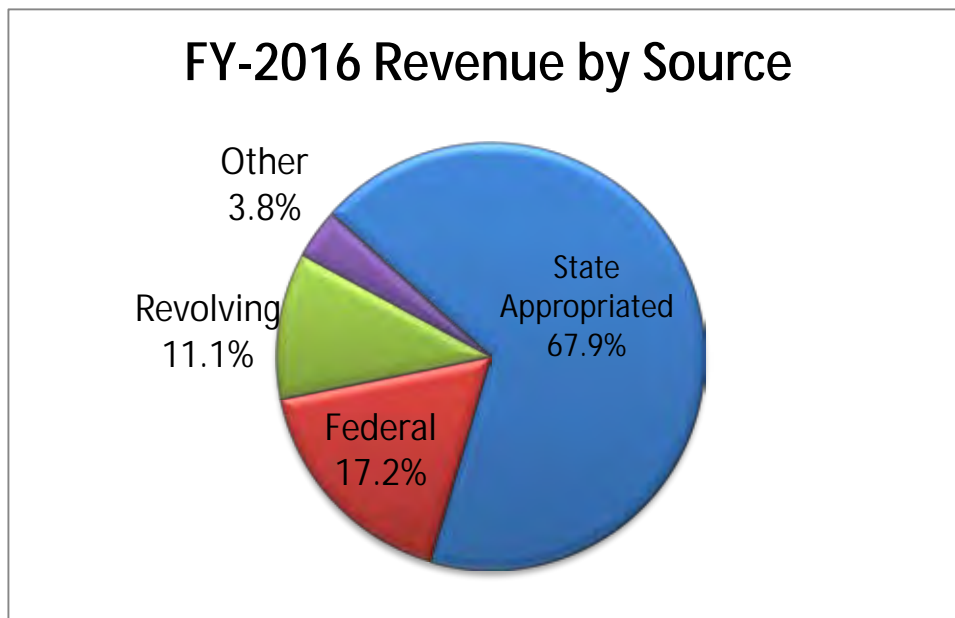
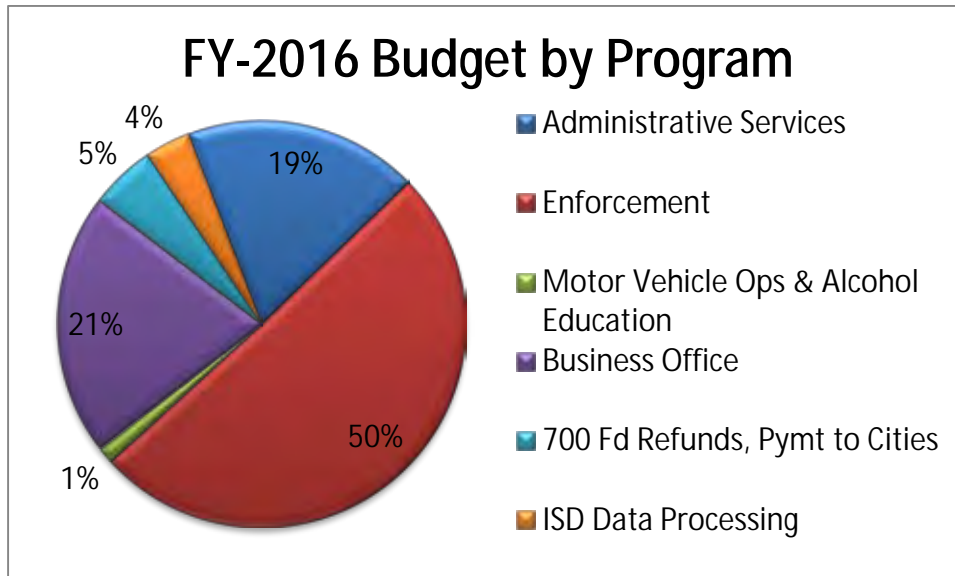
## Mission:

The mission of the Alcohol Beverage Laws Enforcement Commission (ABLE) is to protect the public's welfare and interest through the enforcement of the laws and regulations pertaining to alcoholic beverages, charity gaming, and youth access to tobacco products.

## Programs:

- Administrative Services
- Enforcement
- Alcohol Education
- Business Office
- Payment to Cities
- ISD Data Processing

# Alcoholic Beverage Laws Enforcement Commission



## Accomplishments Over the Past Year:

- Aided the Oklahoma Legislature in crafting legislation that created a Small Farm Winery license as well as streamlining the process for obtaining mixed drink permits for hosting live performance events;
- Hosted the Responsible Retailing Forum (RRF) National Conference in Oklahoma City in April of 2015 bringing together public and private stakeholders to examine and research policies that help retailers prevent underage sales of alcohol and tobacco products and the over-service of alcohol; and
- Worked with multiple stakeholders such as the Oklahoma Restaurant Association (ORA) and the Department of Mental Health and Substance Abuse Services (ODMHSAS) to bring Responsible Beverage Sales and Service (RBSS) to Oklahoma servers of alcohol.

# Alcoholic Beverage Laws Enforcement Commission

## **Goals For The Upcoming Year:**

- Reduce underage drinking and impaired driving by continuing to work with the Governor's Impaired Driving Prevention Training Advisory Council (GIDPAC);
- Increase contacts with municipal law enforcement agencies to maximize our impact by reaching out to all county sheriffs and other police departments to encourage, assist and support local law enforcement on liquor and tobacco enforcement;
- Through compliance checks, strive to improve the compliance rate of alcohol and tobacco retail outlets;
- Work with Responsible Hospitality Institute and Center for Alcohol Policy to bring stakeholders together in the development of best practices for alcohol service; and
- Replace ABLE's current hierarchical Information System (IMS) with modern database.

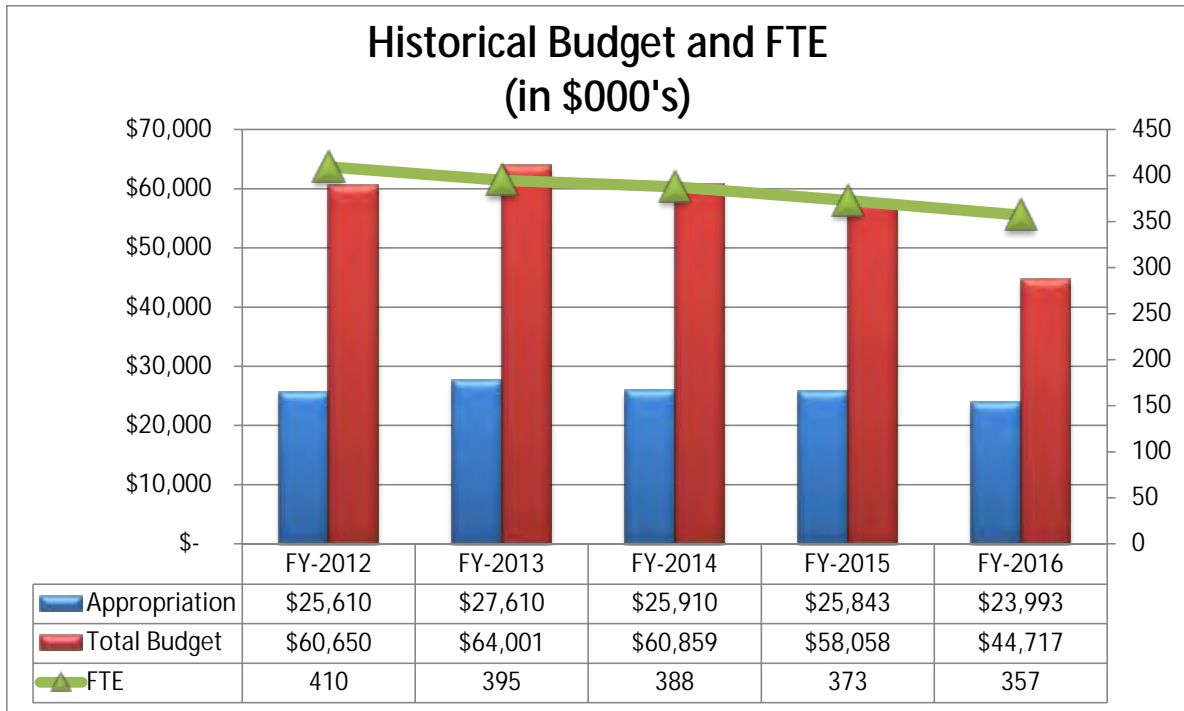
## **Major Agency Projects:**

- Planning, promoting, and delivering 2 Much 2 Lose law enforcement trainings;
- Partnering with Regional Prevention coordinators to train and develop collaborative community partnerships and coalitions that address underage drinking and initiate improvement in community conditions that drive underage drinking;
- Working with Department of Mental Health and Substance Abuse Services (ODMHSAS) and the University of Oklahoma on completing Alcohol Purchase Survey to provide the University of Oklahoma the raw data to develop an effective strategy to combat underage drinking;
- Work with the Office of Management Enterprise Services (OMES) to migrate toward a web-based solution to house over 61,000 ABLE Commission licensees currently running on mainframes with outdated technology; and
- Continue working with the Governor's Impaired Driving Prevention Advisory Council (GIDPAC) to reduce impaired driving traffic crashes in Oklahoma by collecting data and providing training for Target Responsibility for Alcohol Connected Emergencies (TRACE) investigations to improve Oklahoma's ranking for impaired driving deaths.

## **Savings, Efficiencies and Shared Services:**

- Contracted Information Technology (IT) services with OMES and cut IT personnel cost by 55%;
- Contracting with independent inspectors for tobacco compliance checks allowing ABLE's enforcement agents more time for enforcement and contracting with the Food and Drug Administration (FDA) to fully fund the compliance checks; and
- ABLE Legal Counsel is now being provided by the Oklahoma Attorney General's General Counsel Division at a savings of approximately 46%.

# Department of Agriculture



## Mission:

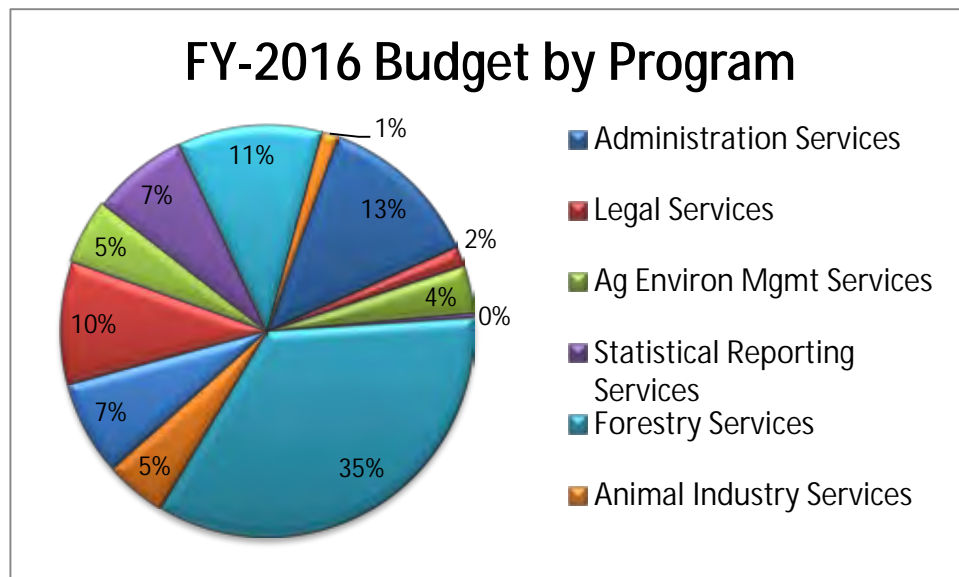
The Oklahoma Department of Agriculture, Food and Forestry's (ODAFF) mission is to look at agriculture with a vision of what it will be in the next 100 years. ODAFF is responsible for increasing the value of agriculture products and enhancing the value of life in rural communities. In addition, ODAFF provides for the development of the state's food and fiber resources in a manner that always protects consumer health and safety, natural resources, property, and the environment.

## Programs:

- Legal Services:
  - Pet Breeders Licenses
  - Animal Shelter Licenses
- Agriculture Environmental Management Services (AEMS)
  - Concentrated Animal Feeding Operations
  - Poultry Waste Applicators
  - Poultry Litter Transfer
  - Registered Poultry Feeding Operations
  - Swine Feeding Operations
- Statistical Reporting Services
- Forestry Services (OFS)
  - Wildland fire response
  - Rural fire defense
  - Easter red cedar Registry Board
  - Operational Grants, 80/20 Grants
  - Forest Stewardship and Inventory
  - Forest Resource Assessment and Strategy
  - Forest Regeneration
  - Conservation of Forested Lands
  - Urban Forestry
  - Forestry Education
- Animal Industry Services (AIS)

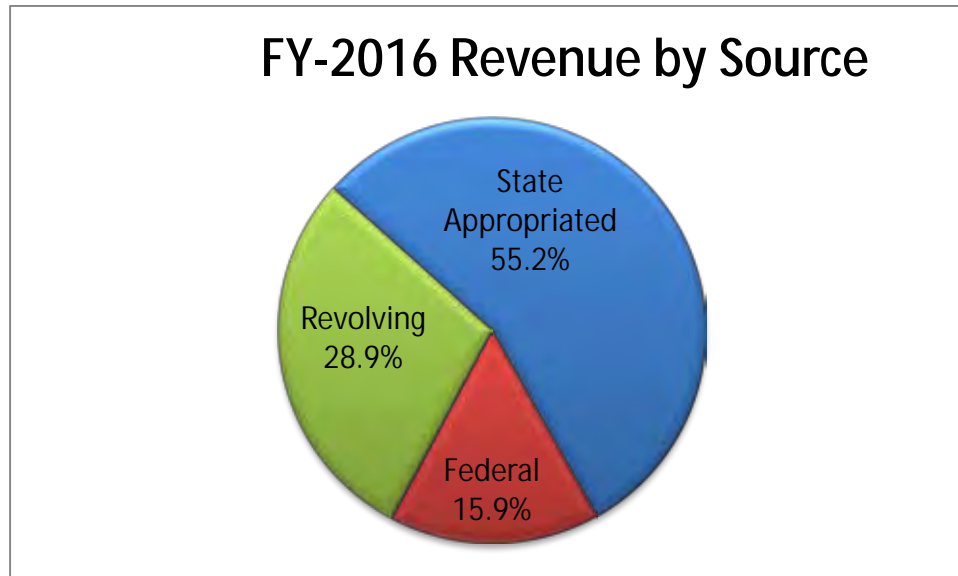
# Department of Agriculture

- Animal health and reportable diseases
- Consumer Protection Services (CPS)
  - Asian Gypsy Moth Tracking
  - Pesticide Applicator Licenses
  - Pesticide Disposal
  - Scrap Metal Licenses
- Market Development Services
  - Farm To School
  - Plasticsulture
  - Ag In The Classroom
  - Made In Oklahoma Program
- Plant Industry & Consumer Services
- Wildlife Services
  - Feral Swine Program
  - Bird Strike Prevention at Major Airports
- Food Safety
  - Dairy Section
  - Meat & Poultry Inspection
  - Organic Certification
  - Poultry & Egg Inspection
- Agricultural Laboratory
- ISD Information Technology
- Investigative Services Unit





## Department of Agriculture



### Accomplishments Over the Past Year:

- Oklahoma Forestry Services- ESRI's Collector App used in battling wildfires earned finalist recognition for a National State Transformation in Action Recognition (STAR) award.
- Market Development Coordinators worked with Made in Oklahoma companies across the state and sales of MIO products doubled at the MIO Barn at the Oklahoma State Fair.
- ODAFF Investigative Services Division recovered over \$2.6 Million in stolen agriculture property.
- Assisted other states in responding to outbreaks of Highly Pathogenic Avian Influenza in poultry and turkey operations and developed an HPAI specific emergency operations plan.
- Increased traceability of livestock through an Ultra-High Frequency Ear Tagging Project. UHF ear tag technology allows for identification of livestock over longer distances.
- 3 Laboratory staff members within the Serology division processed 30,410 samples providing over 38,000 test determinations.
- Exceeded performance targets for acres of forest and woodlands under active management, with over 1.7 million acres currently under active management.
- Assisted five Made In Oklahoma companies to gain entrance into the German marketplace. Products being exported include pancake syrup, mustard, peanut butter and BBQ sauce.
- Launched a new and improved Agritourism website and social media plan which resulted in a 200% plus increase in visits.
- Recognized nationally as a finalist for a North American Agriculture Marketing Officials (NAAMO) Excellence Award.
- ODAFF Nursery produced and distributed over 2.2 million seedlings to landowners in Oklahoma, Texas, Kansas, Arkansas and Louisiana.
- ODAFF Laboratory implemented the Sample Master Laboratory Information Management System allowing for improved efficiencies including reporting of results and invoicing.
- ODAFF staff continued to improve their health and wellness and the agency has met the criteria and exceeded many of the requirements to be certified as a Certified Healthy Business.

### Goals For The Upcoming Year:

- Continue to improve the health of our employees;
- Transition to a paperless workplace;
- Increase energy savings in all ODAFF locations statewide;
- Increase agricultural exports to other states as well as internationally;
- Increase agricultural processing of our raw commodity products;
- Increase food manufacturing industry; and

# Department of Agriculture

- Increase gross agriculture receipts in the state.

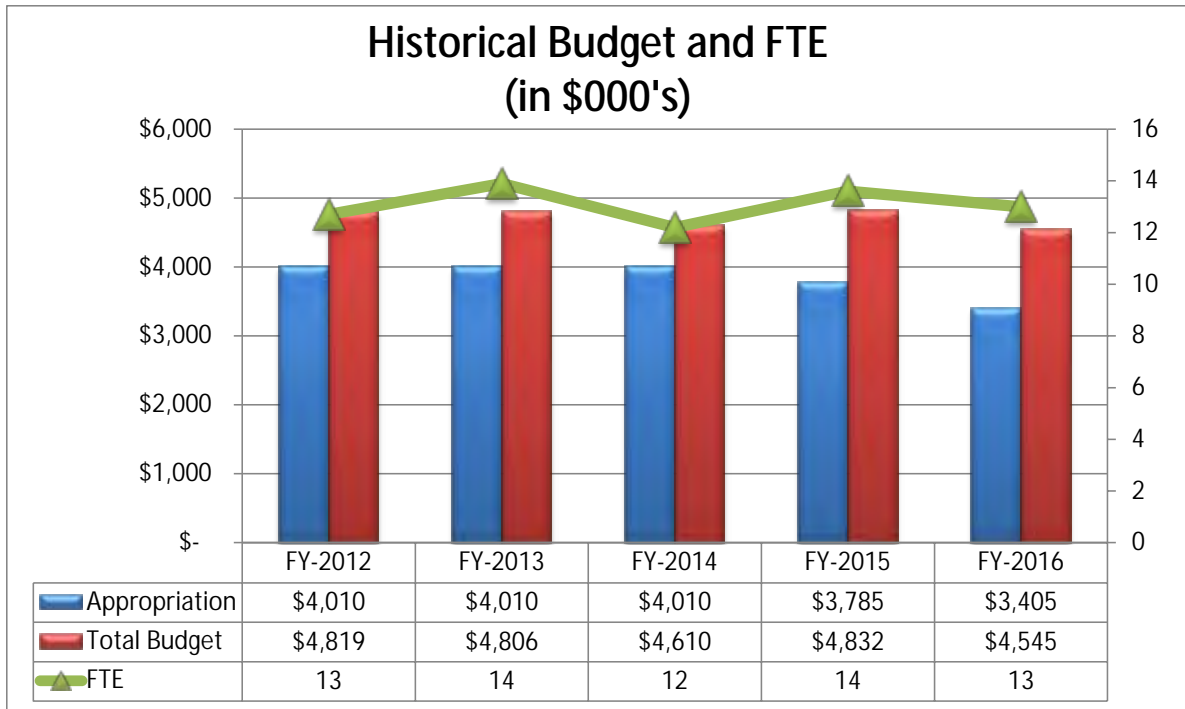
## **Major Agency Projects:**

- Completing transition to online licensing throughout all divisions;
- Scanning all documents in order to create a paperless workplace;
- Converting ODAFF agency vehicles to CNG;
- Documenting Agriculture's impact statistically to identify baseline and growth of agriculture; exports, agriculture processing and food manufacturing;
- Increasing Firewise Communities and Community preparedness plans; and
- Working to achieve increases in energy savings, increased agriculture exports, agriculture processing and increased food manufacturing.

## **Savings, Efficiencies and Shared Services:**

- Online services implementation is reducing mailing expenses for licensing registrations. Savings will increase throughout the first year of implementation. Previous mail-out for registration renewal for 14,000 products required multiple mailings to 1,462 companies. All renewal notification is now handled electronically. Savings are currently \$2,300 and will continue to increase as additional implementation occurs.
- Changes have been made in carriers for delivery of pesticide samples from the field eliminating hand delivery by field staff which has resulted in a cost savings of over \$50,000.
- The overall inventory of printers, faxes and copy devices was reduced from 129 devices to 43 devices. Annual lease costs were reduced by \$42,000. The average age of the devices removed was 137 months or 11+ years. This resulted in \$84,000 in savings over two years.
- The agency actively pursued exceptions for purchasing when vendor prices were above available market prices.
- ODAFF purchased slightly used vehicles from other state agencies as opposed to purchasing new vehicles.

# Arts Council



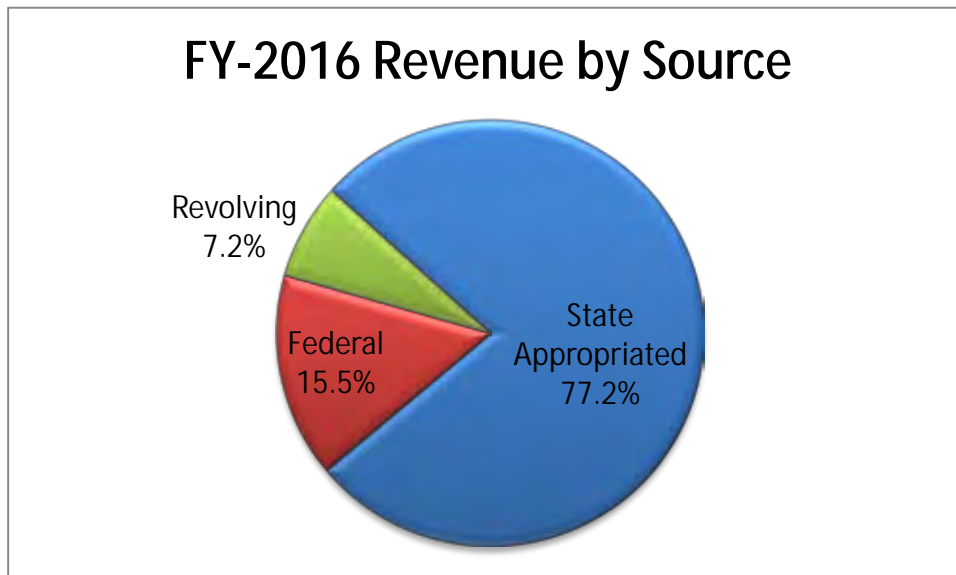
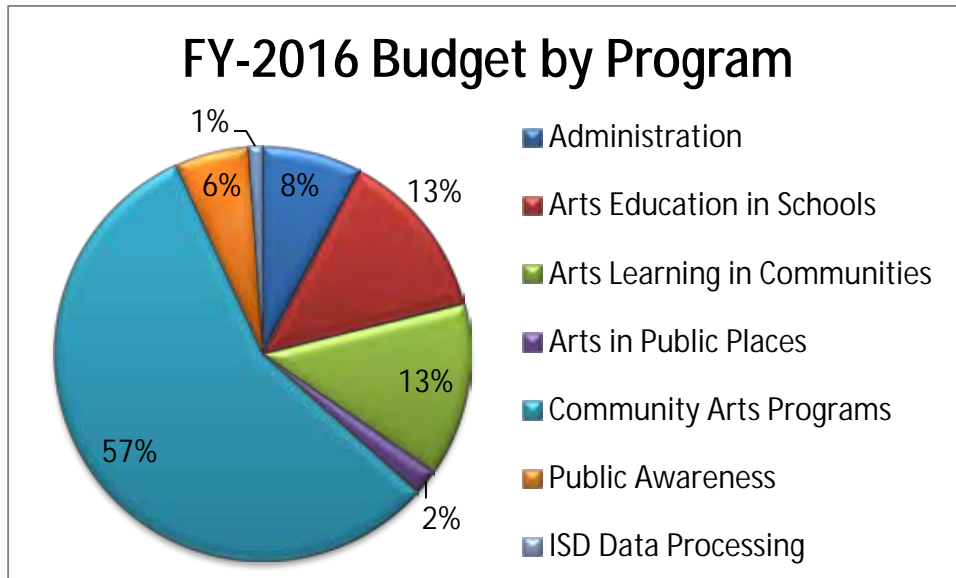
## Mission:

The mission of the Oklahoma Arts Council (OAC) is to lead, cultivate and support a thriving arts environment, which is essential to quality of life, education and economic vitality for all Oklahomans.

## Programs:

- Arts Education in Schools
- Arts Learning in Communities
- Arts in Public Places
- Community Arts Programs
- Public Awareness

# Arts Council



## Accomplishments Over Past Year:

- Provided 515 grants to 268 organizations & schools in 92 communities;
- Convened 400 Oklahomans from 57 communities for the Oklahoma Arts Conference, which provides professional, organizational, and community development sessions led by industry experts;
- Provided in-depth training to 30 individuals from diverse communities, equipping them with strategies for strengthening local economies, enriching quality of life, and improving education;
- Provided grants and professional consultations in assisting seven communities with identifying and leveraging local arts and cultural assets for economic development;
- Awarded a \$140,000 competitive grant from the State Department of Education to reinstate the Arts in Alternative Education grant program;
- One of 10 states selected to participate in Americans for the Arts' State Policy Pilot Program; The OAC will receive \$10,000 per year for three years to help develop state-initiated recommendations for arts education policy.
- Served 625 schools through grants and programs;

# Arts Council

- Served 148,216 participants through after-school programs, summer arts camps, adult art programs, senior adult programs, and programs for individuals with special needs;
- Provided matching funds to Agra School District, a district with no arts instruction, for an arts education specialist;
- Led partnership to coordinate development of educational content for Newspapers in Education, The Oklahoman's free publication for schools, reaching 30,400 students, 915 teachers, and 586 schools in 73 counties;
- Coordinated exhibition of Allan Houser sculptures on Capitol grounds as part of a statewide celebration of the noted Oklahoma artist, made possible by Friends of the Capitol and The Kerr Foundation;
- Served as Collections Manager for 300+ works in the Capitol Art Collection, completing first phase of placing ADA compliant wall labels, facilitating conservation treatment of various Capitol Art Collection works and replacing harmful lighting on murals with energy-efficient bulbs;
- Curated State Art Collection of 200+ works, rotating select pieces into the Betty Price Gallery and adding four works to the collection at no cost to the public;
- Organized and curated 18 Capitol exhibitions, giving free public access to works by Oklahoma artists;
- Partnered with the Governor's office on Septemberfest and Christmas Tree Lighting events;
- Partnered with Arts & Humanities Council of Tulsa to make national Poetry Out Loud program available to students statewide; and
- Invited to participate in ENGAGE, a national initiative to develop infrastructure and programming among states in arts, health, and aging. Participating states helped prepare recommendations for the 2015 White House Conference on Aging. Recommendations will be a resource for the Oklahoma Health and Mental Health Industry.

## **Goals For The Upcoming Year:**

- Support Oklahoma's \$314 million nonprofit arts and cultural industry by providing matching grants to organizations for cultural events across the state;
- Develop a robust cultural infrastructure through service programs that provide networking opportunities and professional development training in organizational management and community development through the following strategies:
  - Recruit and train the next Leadership Arts class regarding the economic and educational benefits of arts and culture for their communities;
  - Expand the Cultural District Development Program to additional communities to foster downtown and neighborhood economic development through the arts; and
  - Begin Cultural District Certification Program to recognize existing cultural districts.
- Educate Oklahoma's future creative workforce by:
  - Providing arts education support in low-performing schools. For FY-2016, the Council has identified low performing and/or underserved school sites, primarily in rural counties, which will be priority sites for grant funding and resource support;
  - Providing matching grants for lifelong arts education programs that support critical thinking and problem solving skills for people of all ages and abilities;
  - Developing a minimum of 12 additional online resources using the Capitol Art Collection to complete the Teaching with Art curriculum; and
  - Developing a minimum of ten State Art Collection curriculums, which includes arts integration lessons focusing on math, science, literature, and other subjects.
- Preserve Oklahoma's history and cultural heritage by actively pursuing conservation and preservation of the Capitol art collections.



# Arts Council

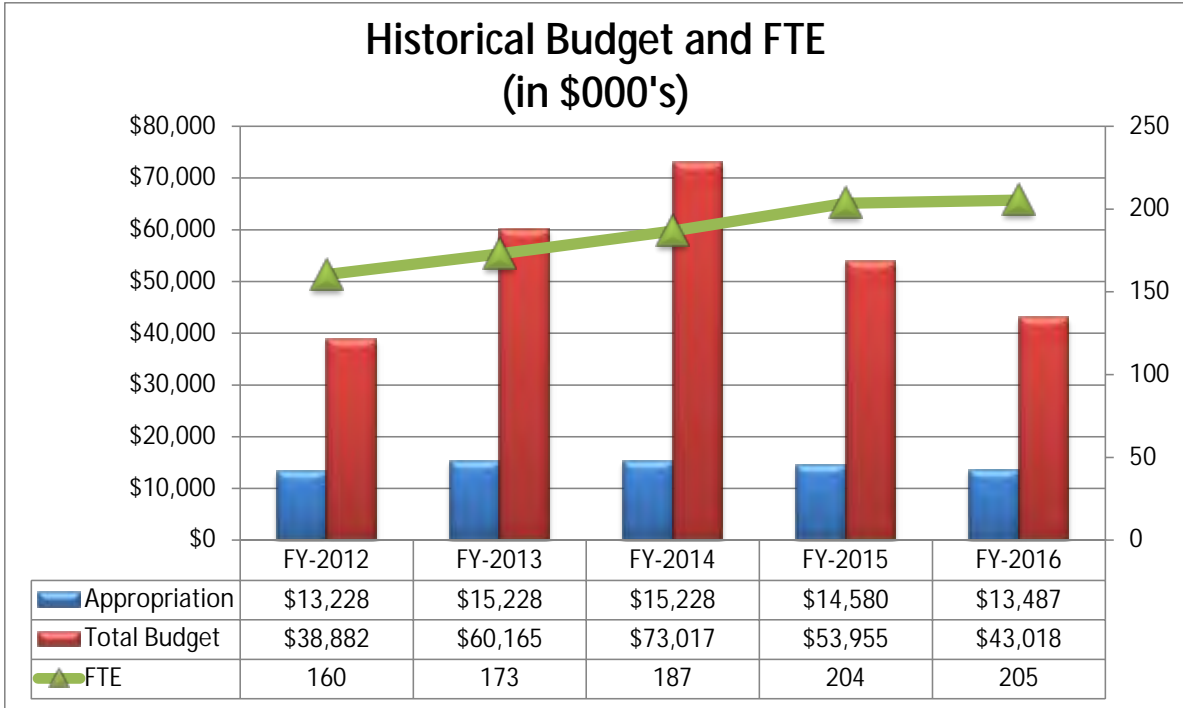
## **Major Agency Projects:**

- **Arts and the Military:** The Council is working with state leaders in military and veterans affairs to launch an Arts and the Military Initiative. The initiative will include pilot programs for veterans as part of their reintegration and clinical rehabilitation, as well as arts learning experiences for active duty members, family members, and caregivers.
- **Arts and Aging Programs:** Developing the program to further aid Oklahoma community arts organizations in providing transformative arts experiences for older adults including individuals affected by memory loss, dementia, and Alzheimer's.
- **Capitol Renovation:** Oversee and protect more than 300 works of art that comprise the art collections during the Capitol building renovation.

## **Savings, Efficiencies and Shared Services:**

- IT services (data storage, email and PC maintenance, etc.) provided by OMES;
- Installation of LED lighting for Capitol artwork to save energy costs and protect priceless artwork;
- Online grant application and panel review system;
- Use of teleconferencing for grant application panel review to reduce travel costs;
- Limited use of print publications, focusing on leveraging digital communications for cost effectiveness;
- Ongoing review of publishing, marketing, and other communication processes;
- Distribution of administrative services such as payroll, human resources, training enrollment and accounting services among existing staff, keeping administrative costs to an average 7-8% of total agency budget; and
- Reduced annual costs by more than \$17,000 per fiscal year by identifying tasks that could be performed in-house by staff with expertise and eliminating a service contract.

# Attorney General, Office of the



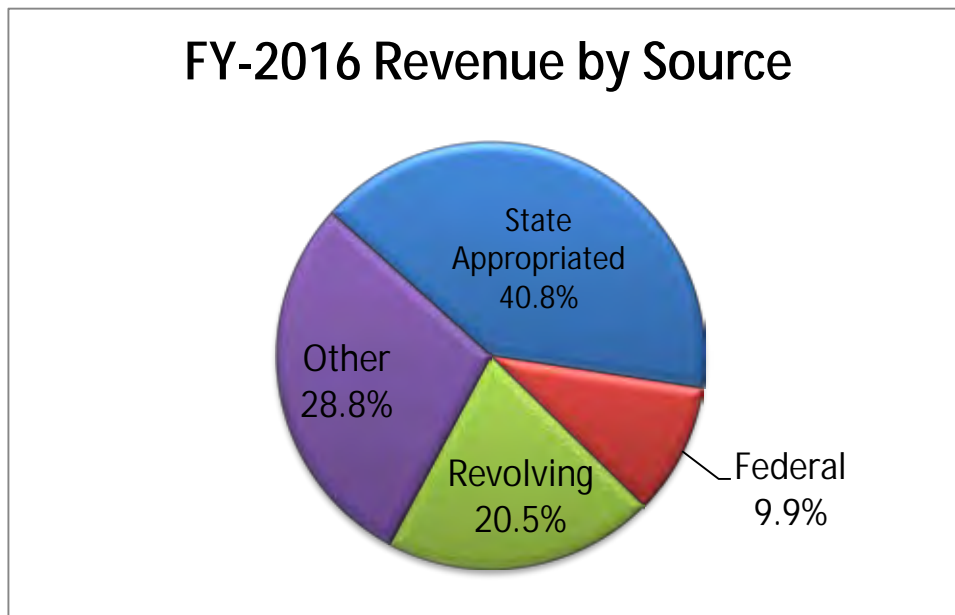
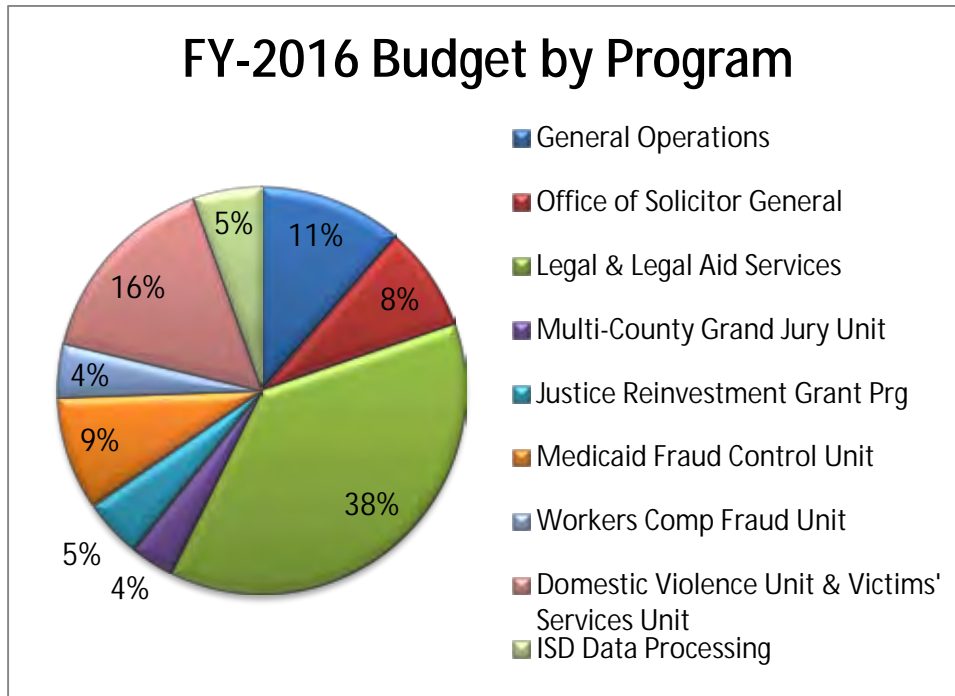
**Mission:**

It is the mission of the Office of the Attorney General (OAG) to protect and defend the interests of Oklahomans and the State of Oklahoma by acting with excellence as its chief legal officer.

**Programs:**

- General Operations
- Office of Solicitor General
- Legal & Legal Aid Services
- Multi-County Grand Jury Unit
- Justice Reinvestment Grant Program
- Medicaid Fraud Control Unit
- Workers Comp Fraud Unit
- Domestic Violence Unit & Victims' Services Unit
- ISD Data Processing

## Attorney General, Office of the



### Accomplishments Over the Past Year:

- The Criminal Appeals Unit filed 373 briefs in state courts and 146 briefs in federal courts. In addition, 446 opinions were handed down by the state and federal courts in cases briefed and/or argued by the Criminal Appeals Unit. Convictions were upheld in 96% of those cases.
- The Victim Services Unit bolstered awareness of available resources for victims of crime, their families, law enforcement and the public through the VINE program, which provides free notification via telephone, email and text to notify victims of crime on the movement or release of inmates. Registration for the VINE program now stands at over 7,000 registrations per month. The

## Attorney General, Office of the

VINE mobile application averages 14,444 searches by month by victims of crime. The Address Confidentiality Program provides confidential addresses to victims of domestic violence, sexual assault and stalking. Currently, 425 Oklahomans utilize this confidential mail service and the Victim Services Unit processes approximately 400 pieces of mail each week for them. In addition, VSU certifies 27 Domestic Violence Sexual Assault shelters, two Domestic Violence Sexual Assault Crisis Centers, 50 Batterers Intervention programs, and three human trafficking shelters. Last fiscal year, over 12,800 victims were served by the certified programs and a total of 120,355 nights at shelters were provided to victims by these programs. The certified programs provided 102,212 hours of direct victim services to Oklahoma victims of crime and abuse.

- The Workers Compensation and Insurance Fraud Unit opened 125 formal investigations and filed charges on 42 defendants with potential losses in excess of \$4.2 million. The Unit maintained a 90% conviction rate and restitution was ordered totaling \$46,236. Current efforts include seeking legislation to more effectively prosecute fraudulent providers.
- The Social Security Fraud Unit uncovered 199 fraudulent cases, preventing payments in excess of \$16.7 million in fraudulent social security and other federal funds.
- The Consumer Protection Unit (CPU) recovered in excess of \$100,000 in consumer and taxpayer refunds, and collected more than \$150,000 in restitution for victims of fraud. The CPU also received and processed over 2,000 written consumer complaints, more than 7,250 consumer calls (including 690 “Do Not Call” inquiries), 5,900 pieces of mail, distributed over 1,200 consumer complaint forms, and worked with over 100 charities providing educational outreach and assisting charities to ensure compliance with the law.
- The 15th Multicounty Grand Jury (MCGJ) investigations uncovered public corruption and charges are being filed against an elected official, a physician, and an investigator with a state agency posing as a law enforcement officer. The MCGJ also returned two indictments for first degree murder. The MCGJ continues to assist Federal and State law enforcement agencies throughout all 77 counties to protect its citizens and uphold the laws of Oklahoma.
- During the year, the Medicaid Fraud Unit received referrals from various agencies including the Oklahoma Department of Health, Oklahoma Health Care Authority, Department of Human Services/Adult Protective Services, and local law enforcement agencies. The Medicaid Fraud Unit also received numerous complaints from private citizens through the newly established “hot line.” The Unit initiated over 100 investigations and filed 17 Medicaid Fraud cases and 15 cases of fraud related to abuse or exploitation of nursing home residents. The Unit also recovered approximately \$6 million for the Medicaid program.
- The Tobacco Enforcement Unit implemented an electronic reporting system that tracks all cigarettes and roll-your-own (RYO) tobacco sales to Oklahoma retailers. Additionally, the Unit conducted field audits of all 16 tobacco wholesalers located in the State of Oklahoma as well as one large tobacco importer. In addition, Tobacco Enforcement agents conducted more than 1,100 compliance inspections of Oklahoma tobacco retailers.
- During 2015, the Office of Civil Rights Enforcement Unit (OCRE) participated in over 30 outreach and training opportunities at the state and local level. OCRE outreach efforts were developed to promote awareness of the OCRE and to create educational opportunities for Oklahomans on the rights and responsibilities under the Oklahoma Anti-Discrimination laws. In October 2015, the OCRE sponsored a Disability Employment Law Conference that was held in conjunction with the 25th anniversary of the ADA and held during National Disability Employment Awareness Month. In 2015, OCRE received 204 complaints concerning discrimination, sexual harassment and retaliation in employment, housing and public accommodation; the Unit closed 162 cases in 2015.
- The Public Utilities Unit successfully argued for the dismissal of Oklahoma Gas and Electric Company (OG&E) request for approval and recovery of \$400 million in costs for its Mustang Modernization Plan. In addition, a fair, just, and reasonable settlement was reached in Public Service Company of Oklahoma (PSO) 2016-18 Demand Portfolio Case with an estimated additional program savings of approximately \$20 million for PSO and its customers. The Public Utilities Unit

## Attorney General, Office of the

also negotiated a fair, just, and reasonable settlement in the Oklahoma Natural Gas Company (ONG) rate case, resulting in a reduction of over \$20 million to the revenue deficiency ONG sought to recover from ratepayers in this case among other benefits.

- The OAG's Litigation Unit continues to successfully defend the State, and its agencies, officers and employees at all levels of state and federal forums. While the unit was able to stop many cases from gaining momentum by prevailing on motions to dismiss, it was also successful in obtaining summary judgments on several cases and prevailing at trial in federal court. Litigation attorneys also argued before the Oklahoma Supreme Court and the Tenth Circuit this past year.

### **Goals For The Upcoming Year:**

- Vigorously defend the laws and citizens of the State of Oklahoma;
- Advance civil rights and reduce complaints of discrimination, harassment, and retaliation;
- Successfully enforce the statutes related to the Master Settlement Agreement; and
- Expand the capacity to provide legal services to state agencies at lower costs than the private sector.

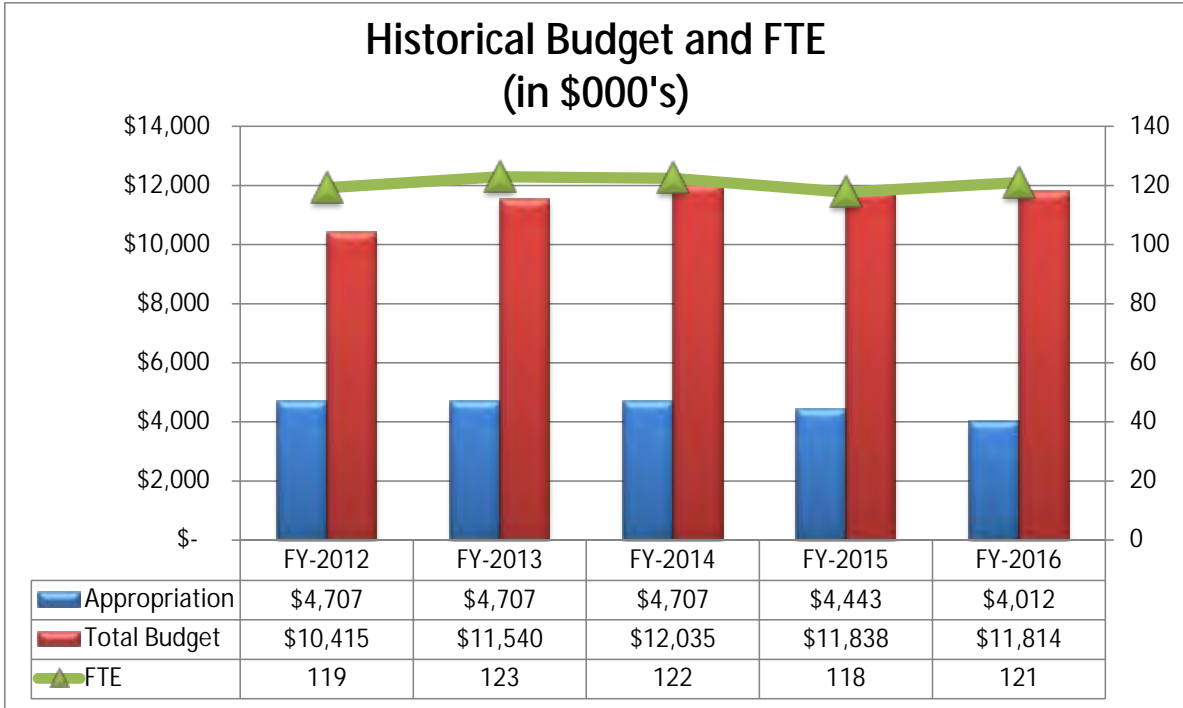
### **Major Agency Projects:**

- The OAG won the lawsuit challenging the implementation of the Affordable Care Act. As the case moves forward on appeal, the OAG remains committed to defending the state's interest.
- Through the Safe Oklahoma Grant, the OAG will continue to provide critical resources to local law enforcement to combat violent crime and to create a safe environment for our families and children.
- As litigation continues over water rights, the OAG will continue to defend the state's interests in protecting this valuable asset.

### **Savings, Efficiencies and Shared Services:**

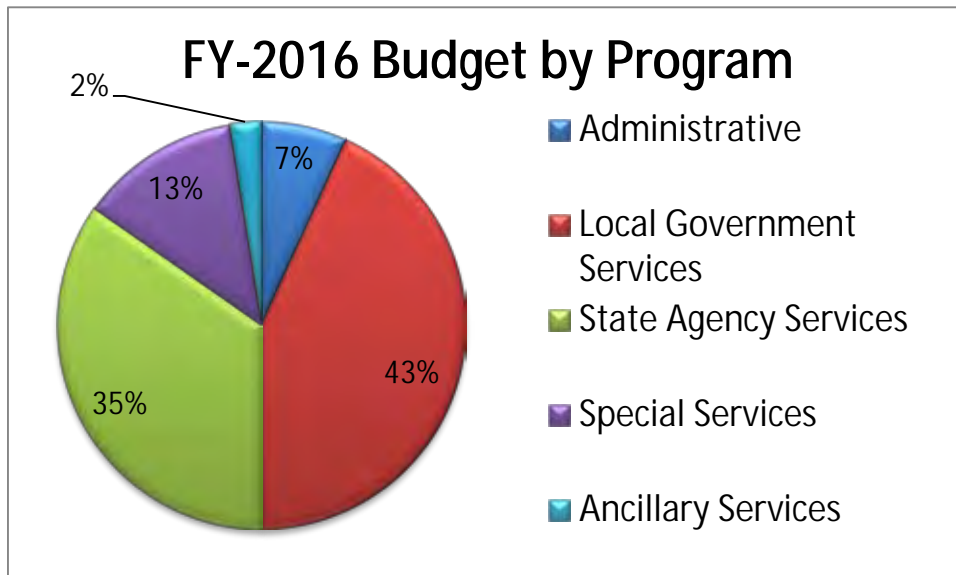
The General Counsel Unit expanded its role in the representation of state agencies. By utilizing the OAG, those agencies receive representation without paying the salary and benefits of a full time lawyer, nor are they reliant on outside counsel. Since 2011, these efforts have saved Oklahoma over \$4.25 million.

# Auditor and Inspector

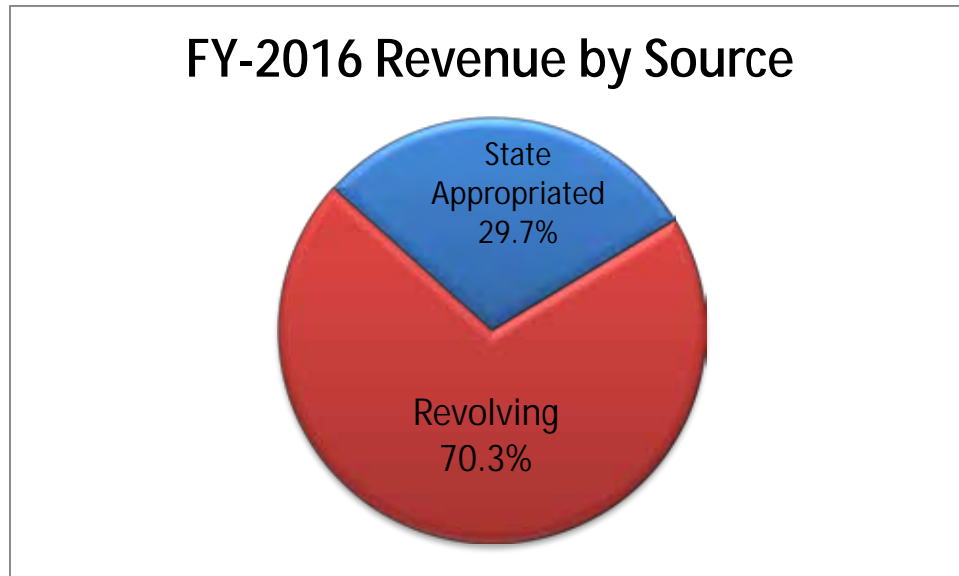


## Mission:

The mission of the State Auditor's & Inspector's Office (SAI) is to independently serve the citizens of Oklahoma by promoting accountability and fiscal integrity in state and local government.



## Auditor and Inspector



### Accomplishments Over The Past Year:

- Identified fraud, waste, and abuse of taxpayer funds by public entities at every level.
- The SAI conducted audits of federal expenditures at the county level in approximately 40 percent of its audits to ensure these local governments and the state as a whole are positioned to continue to be recipients of federal disaster funds. As in previous years, SAI continued to identify hundreds of thousands of dollars embezzled from local coffers. Previous audit work led to the indictment of two county officials by the state multi-county grand jury. We remain responsive to requests from the Governor, legislators, legal authorities, and local residents.
- The agency established its electronic audit management system for the multiple types of audits we conduct. Training on the new system was conducted in the final quarter of the fiscal year and we remain confident this system will virtually eliminate the need for printed documents supporting an audit and the resulting space previously required to store and maintain these documents. The new system is already improving performance efficiency by streamlining the mechanics of the audit process and reducing the time required to manually assemble paper files.
- SAI now posts local government annual Estimate of Needs to its website. In addition to local audit reports, taxpayers now have free access to budget information for local school district, municipal, and county governments.
- SAI expanded its free training for county officials in an effort to assist these elected officials and their staff to improve bidding procedures and safeguard public assets.

### Goals For The Upcoming Year:

- SAI remains committed to conducting Performance Audits to provide its clients with recommendations for improved efficiencies in agency programs and delivery of services.

### Major Agency Projects:

- The Oklahoma State Auditor & Inspector shall "examine the state and all [77] county treasurer's books, accounts, and cash on hand or in bank at least twice each year" and "prescribe a uniform system of bookkeeping for the use of all treasurers." [OK Constitution, Article 6 § 19]
- The constitution also requires the auditor to annually audit the operations of the state's 58 Emergency Medical Service Districts. [OK Constitution, Article 10 § 9C] State law mandates that the State Auditor establish accounting procedures and forms, and provide assistance to counties and

## Auditor and Inspector

other local governments.

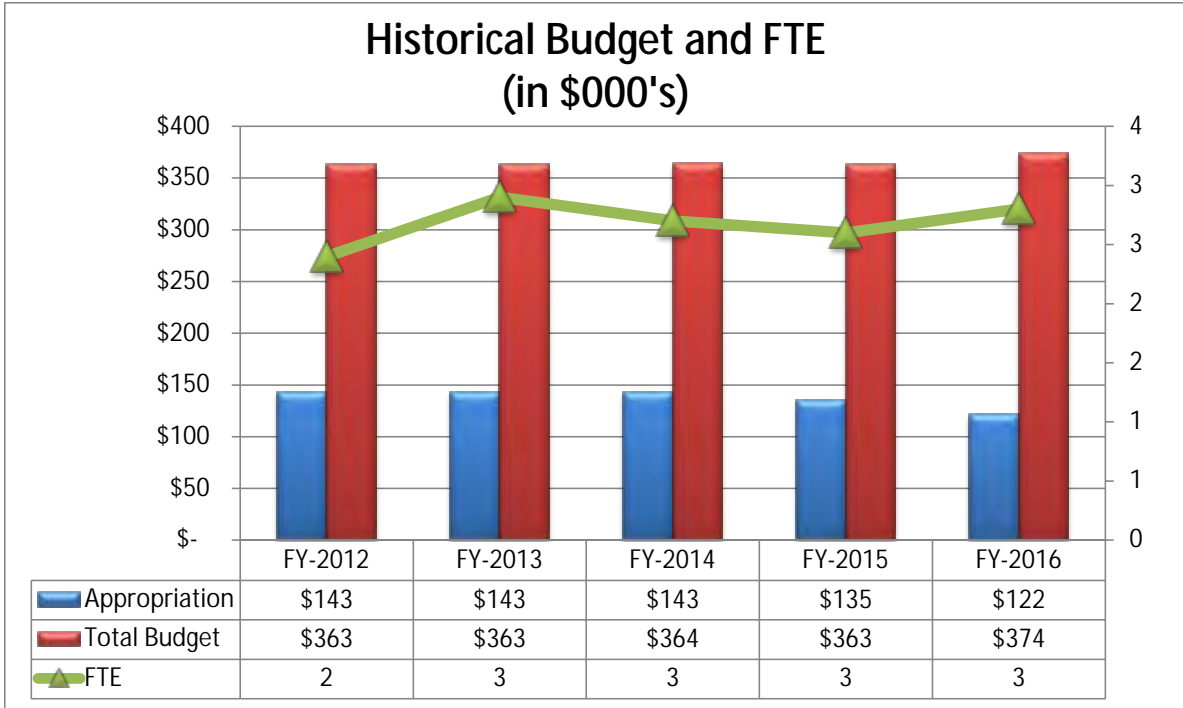
- In accordance with title 19 section 171 of the Oklahoma Statutes, the State Auditor conducts audits of all 77 counties of the State. These audits can be either performance or financial audits, and include the Single Audit for those counties that expended at least \$500,000 in federal funds. For the two largest counties, Oklahoma and Tulsa, the financial audit is of the County's Comprehensive Annual Report.
- In accordance with title 74 section 212(B) of the Oklahoma Statutes, the State Auditor conducts audits of state agencies, boards and commissions. This includes the audit of the State's Comprehensive Annual Financial Report, and the Single Audit, through which the State's federal programs are audited. SAI also performs special investigative audits of governmental entities when requested by certain officials or citizen petition.
- In accordance with title 74 section 212(E) of the Oklahoma Statutes, the State Auditor conducts audits of all 27 offices of the district attorneys of the state.

### **Savings, Efficiencies and Shared Services:**

- We have reduced travel costs through implementation of our strategic staffing practice whereby audits are staffed with those auditors living in closest proximity to the client's location.

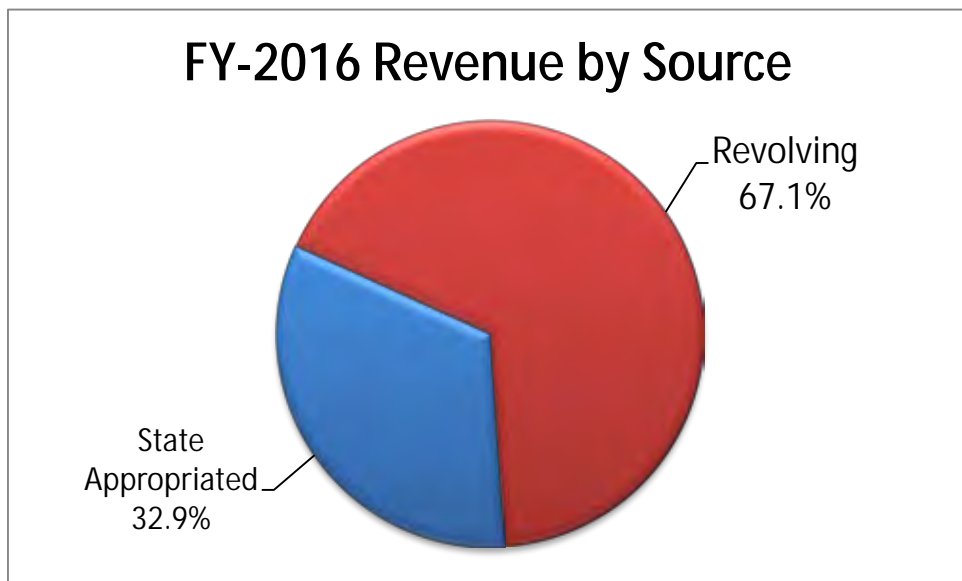


# State Bond Advisor



**Mission:**

The Bond Advisor's mission is to provide staff support to the Council of Bond Oversight and general assistance to all state issuers subject to the provisions of the Oklahoma Bond Oversight and Reform Act. The State Bond Advisor's Office serves as a resource for the Governor and Legislature in their deliberations related to capital planning, debt issuance and debt management. The Bond Advisor also maintains relations with the national bond rating agencies and credit enhancement providers.



# State Bond Advisor

## **Programs:**

The level of activity in the programs administered by the Office can vary considerably. State debt issuance was modest in 2015, but is expected to pick up as the Turnpike Authority, Grand River Dam Authority, and Housing Finance Agency are all expected to enter the market. Private activity bond volume was very light in 2015, as it has been for the past several years. Little change is expected in that program in 2016.

## **Accomplishments Over Past Year:**

- The Office assisted with the sale of twenty-one (21) series of bonds in the total principal amount of \$713,435,000. While most were new-money issues, a few were sold to refinance outstanding bonds at a debt service savings.
- A \$50 million offering by the Oklahoma Capitol Improvement Authority was marketed to provide funding for the first phase of the State Capitol Building renovation.

## **Goals For Upcoming Year:**

- In 2016, the Office will work with state agencies to identify opportunities to refinance outstanding bonds at a savings;
- Interest rates remain low despite a Fed rate hike near the end of 2015 and multiple refunding issues are expected to be completed;
- The Office will work closely with the Legislature to identify efficiencies in the debt issuance and management process; and
- In a difficult budget year, the Office will maintain close contact with analysts at the bond rating agencies to ensure that they fully understand Oklahoma's credit quality.

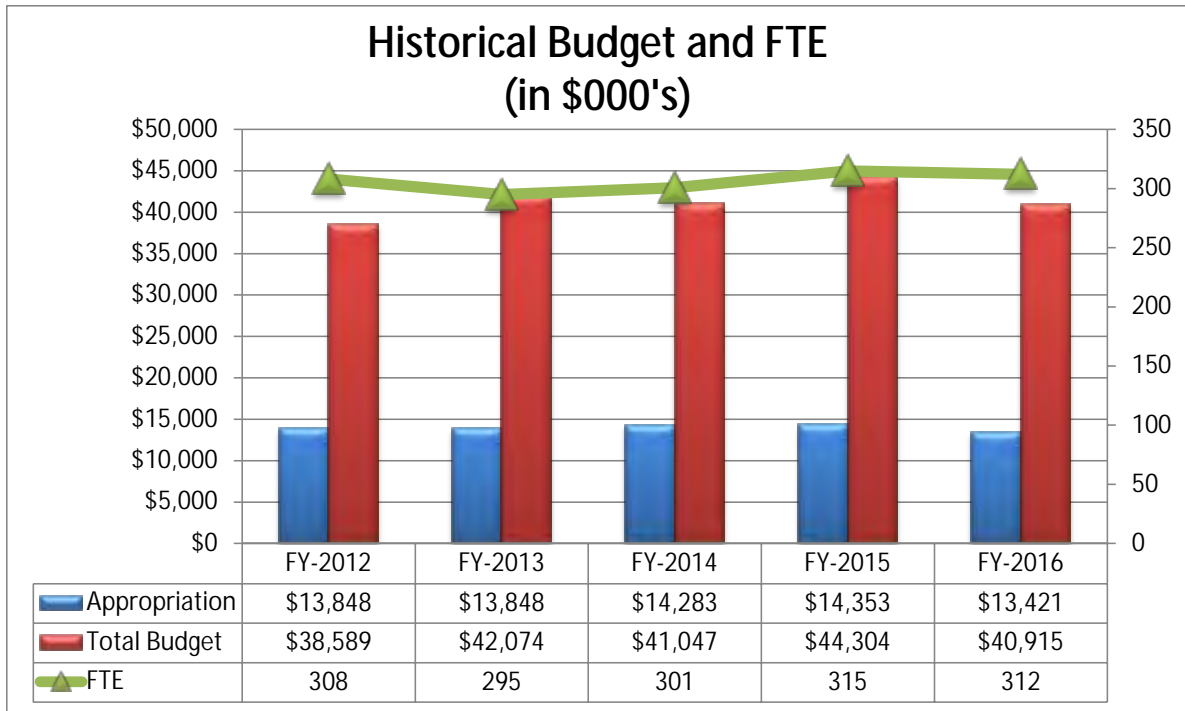
## **Major Agency Projects:**

- The Oklahoma Turnpike Authority is expected to issue its first series of bonds under an estimated \$900 million renewal and expansion program. Financing team selection is expected early in 2016, with a sale in the fall.
- An additional sale of bonds through the Oklahoma Capitol Improvement Authority may be undertaken in 2016 for the second phase of the Capitol Building renovation.

## **Savings, Efficiencies and Shared Services:**

- As noted above, the refunding/advance refunding of outstanding bonds will be monitored and completed, where cost-effective.
- The Office utilizes payroll services under a contract with OMES to improve efficiency in this area.

# Investigation, Oklahoma State Bureau of



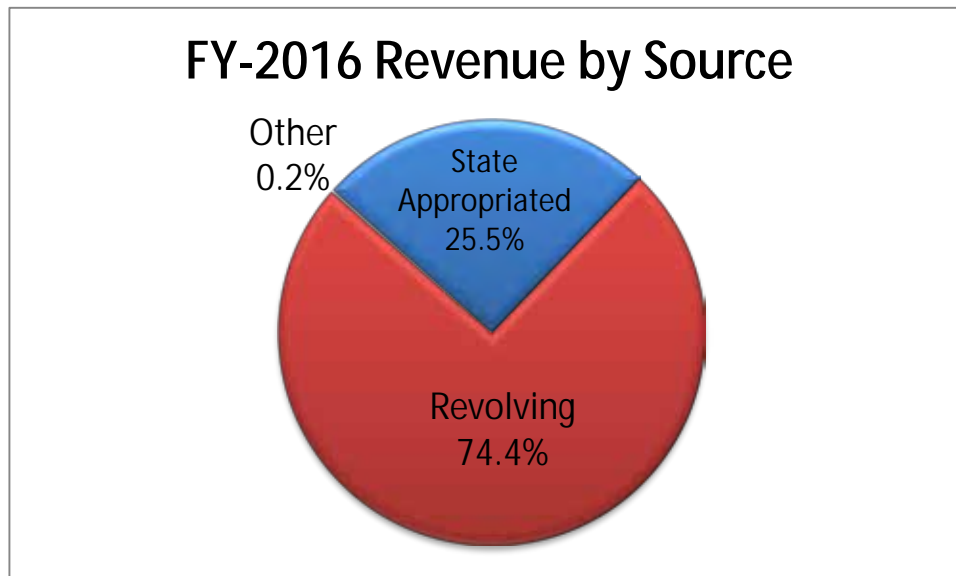
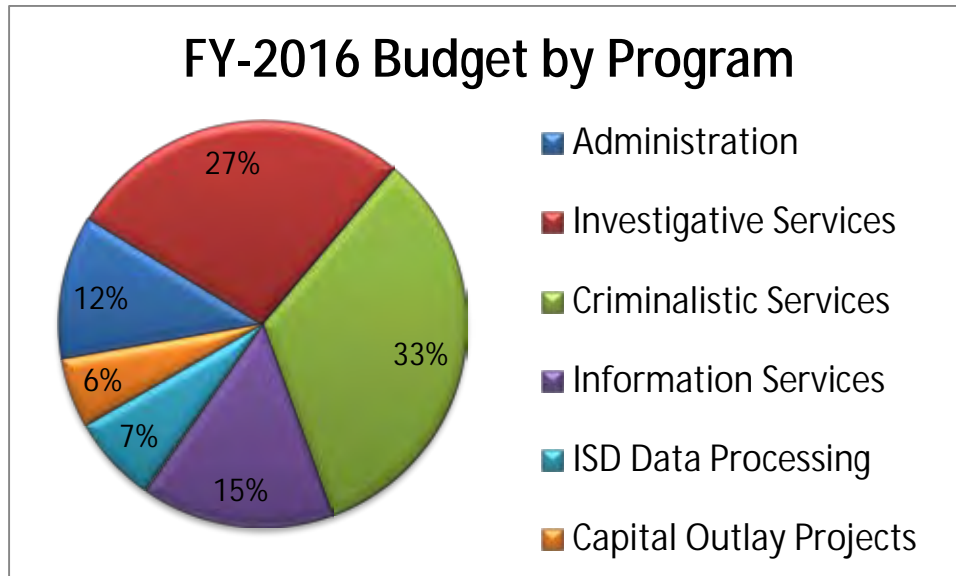
## Mission:

The mission of every Oklahoma State Bureau of Investigation (OSBI) member is to ensure the safety and security of the citizens of Oklahoma.

## Programs:

- Administrative Services
- Investigative Services
- Criminalistic Services
- Information Services
- ISD Data Processing

## Investigation, Oklahoma State Bureau of



### Accomplishments Over the Past Year:

- OSBI applied for and received a grant award to update missing dispositions for criminal history records. The project more than doubled its initial goal of updating 50,000 records.
- The new Computerized Criminal History Program was deployed by the OSBI.
- The Information Services Division's Self-Defense Act (SDA) Licensing Unit developed, tested and implemented an automated SDA approval process to expedite the processing of gun license applications. 76% of applications are now approved automatically which saves the agency time and money. It also decreases turnaround time and increases customer satisfaction.

### Goals For The Upcoming Year:

- Create and implement ways to encourage the public to use the new electronic SDA application;
- Develop a new Automated Fingerprint Identification System (AFIS);

# Investigation, Oklahoma State Bureau of

- Develop, test and implement an automated SDA approval process; and
- Complete the Uniform Statute Reporting Standard and make it available to all law enforcement agencies.

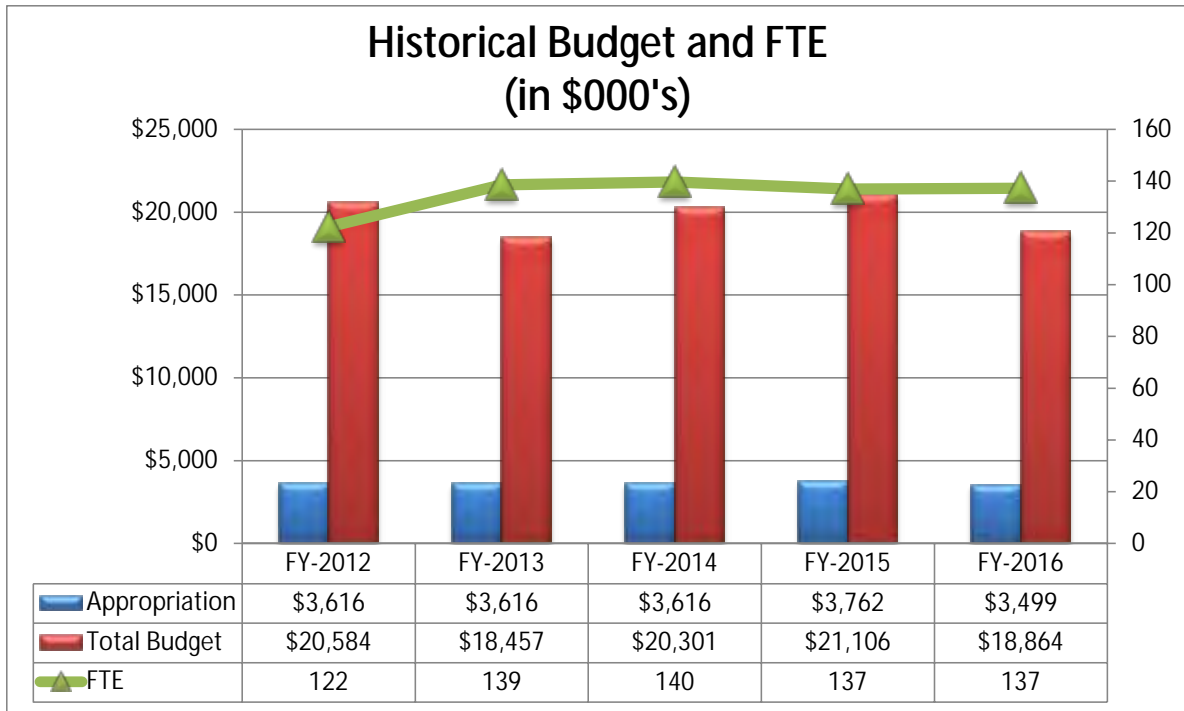
## **Major Agency Projects:**

- Re-engineering the Offender Data Information System (ODIS) and State Incident Based Reporting System (SIBRS) into a modern web-based program;
- Develop, test, and deploy an online solution for name-based criminal-history record check requests;
- Procure a new Automated Fingerprint Identification System (AFIS);
- Maintain ASCLD/LAB accreditation;
- Strengthen Research Consortium;
- Reestablish Succession Plan;
- Enhance Victim's Program; and
- Strengthen Relationship with Investigative Division and other customers.

## **Savings, Efficiencies and Shared Services:**

- The new SIBRS validation process is much more efficient, saving processing time during reviews.
- Automating the SDA approval process has decreased turnaround time while increasing customer satisfaction.
- Validating a new DNA kit that will expand the core loci that are analyzed and will reduce the cost of the kits.
- Utilizing the Energy Cap database to determine trends and patterns in energy costs is allowing for the identification of overcharges by utility providers and equipment malfunctions.

# Narcotics and Dangerous Drugs Control, Bureau of



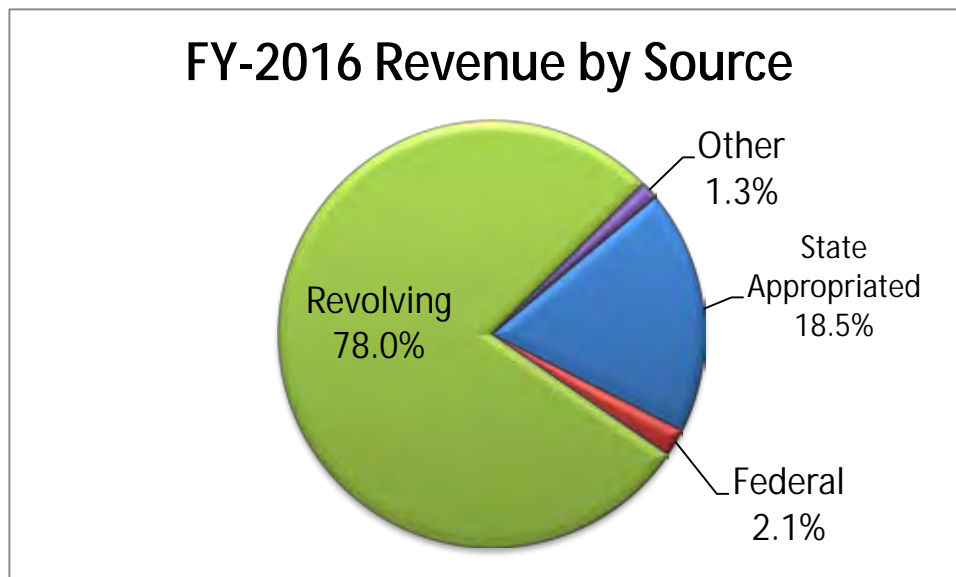
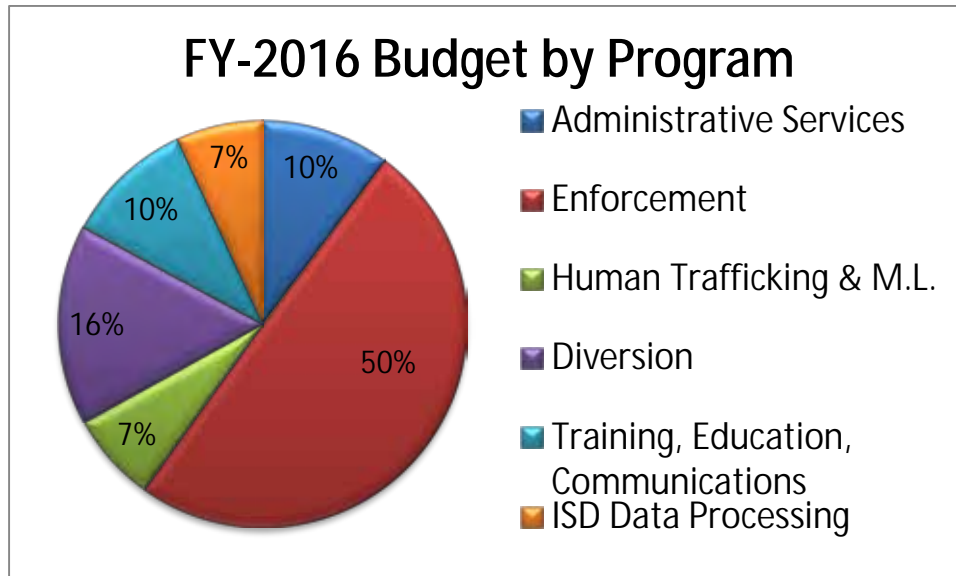
## Mission:

The Oklahoma Bureau of Narcotics and Dangerous Drugs Control (OBNDCC) is committed to honor, integrity, and excellence. OBNDCC's mission is to measurably reduce drug trafficking, human trafficking and money laundering in Oklahoma. This mission is to be accomplished through the use of multi-jurisdictional law enforcement (federal, state, and local) and intelligence initiatives designed to attack, disrupt, and dismantle major drug trafficking, human-trafficking, and money-laundering organizations that are operating throughout Oklahoma. Additionally, the mission will be accomplished through working closely with medical professionals to target and disrupt the diversion of legitimate pharmaceutical drugs from medical to recreational use; working closely with various groups educating law enforcement officers, medical professionals, students (in universities and public schools), and the general public; and providing a research base for understanding the threat of drugs, human-trafficking, and money-laundering within the state.

## Programs:

- Administrative Services
- Enforcement
- Human Trafficking & Money Laundering
- Diversion
- Training, Education, Communications
- ISD Data Processing

## Narcotics and Dangerous Drugs Control, Bureau of



### Accomplishments Over the Past Year:

- OBNDCC completed the necessary requirements to become the first state law enforcement agency to earn accreditation by the Oklahoma Association of Chiefs of Police.
- The Human-Trafficking Division worked on multiple investigations throughout the State to identify victims of trafficking. The Bureau was able to identify and rescue several victims and place them in a safe shelter, including several juveniles.
- The Bureau worked with legislators to allow the possibility for a wiretap authorization to be granted for human-trafficking investigations.
- OBNDCC and Covanta Energy in Tulsa celebrated the four-year anniversary of the “Safe Trip for Scripts” program to safely dispose of expired, unwanted pharmaceutical drugs collected from home medicine cabinets. OBNDCC has now installed 178 drug take-back boxes in law enforcement lobbies across the state. In the past four years, OBNDCC has collected more than 50 tons (98,000 pounds) of home medication. Covanta Energy incinerates the drugs, turning the waste material into

# Narcotics and Dangerous Drugs Control, Bureau of

- clean energy at no charge to OBNDCC or the State of Oklahoma.
- OBNDCC received federal grant money to purchase 500 Prescription Drug Lock Boxes that were distributed to senior citizens in communities across the state to safeguard their home medications.
- OBNDCC worked with legislators on a measure to mandate checking the Prescription Monitoring Program (PMP) prior to prescribing certain Controlled Dangerous Substances in an effort to combat the growing epidemic of prescription drug fraud and abuse.
- Several significant cases involving prescription fraud were initiated by OBNDCC to address the growing issue of “doctor shopping.”
- OBNDCC conducted statewide training for the Oklahoma Drug Endangered Children’s Program to protect and rescue children found living in deplorable conditions inside drug homes.
- The Bureau assisted legislators in passing a measure to create new synthetic drug categories to more quickly and efficiently halt synthetic drug sales in Oklahoma.
- Free drug education programs were provided by OBNDCC to thousands of Oklahoma school students, staff, parents, and the general public.
- OBNDCC continued to initiate complex investigations to target drug cartel distribution networks operating in Oklahoma.
- OBNDCC hosted a Citizens Academy for legislators and members of the public to gain a better understanding of current drug threats and the ever-changing drug climate in Oklahoma.

## **Goals For The Upcoming Year:**

- Enhance public and internal educational opportunities;
- Partnering, building liaisons, and forming teams for influencing legislative and societal priorities;
- Enhance positive, quality, and technical work environments; and
- Ensure agency operations and business services meet the need of internal and external customers.

## **Major Agency Projects:**

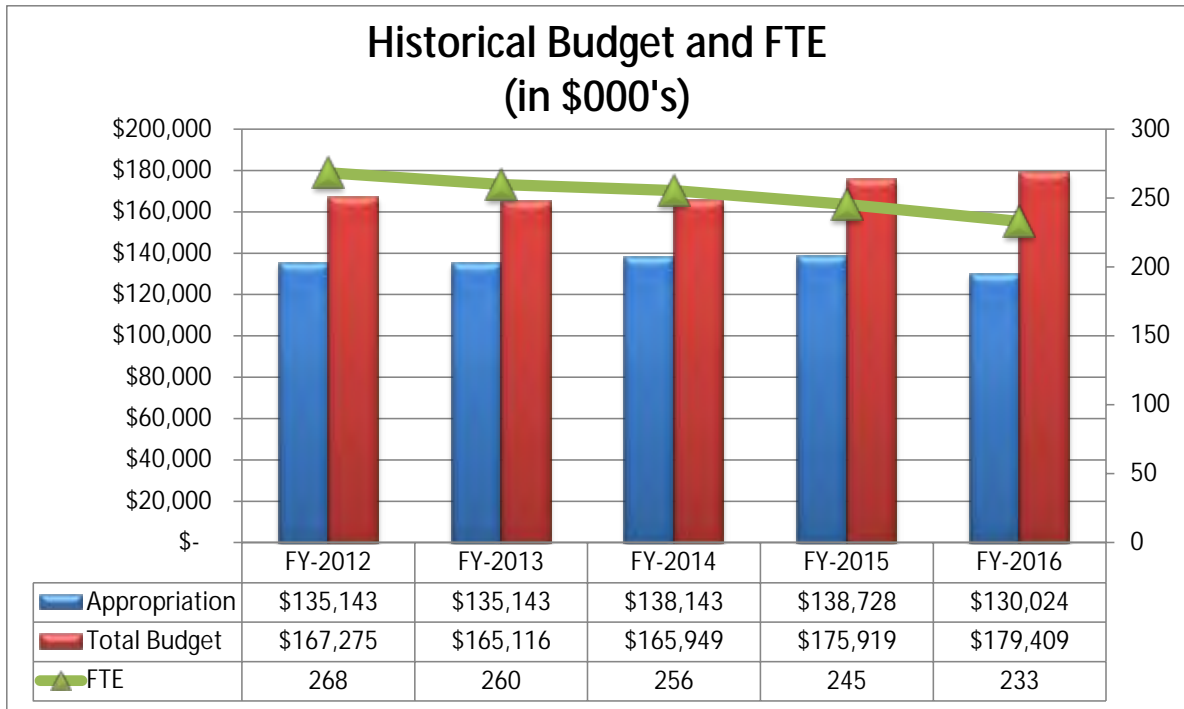
- Utilizing the C4DEC Web Site for collecting and cross-checking children found in drug homes;
- Conducting Human-Trafficking Town Hall Meetings across the state to help communities learn about and guard against this growing threat in Oklahoma;
- Working to retain certification as the first state law enforcement agency to receive accreditation;
- Connecting the PMP to surrounding states to stop “doctor shoppers” going across state lines to obtain prescription drugs; and
- Aggressively pursuing stores that sell synthetic marijuana in violation of a new law which creates cannabinoid categories for synthetics drugs.

## **Savings, Efficiencies and Shared Services:**

- Provided free drug education programs for schools, saving school districts funding otherwise spent paying private drug education organizations;
- Increased procurement efficiencies with the use of the state purchasing card system while providing more prompt payments;
- Continued in-house paperless initiative, including utilizing electronic bank deposits, reducing overall paper consumption and storage; and
- Participated in the new statewide Energy Efficiency 20x2020 Program.



# Department of Career and Technology Education



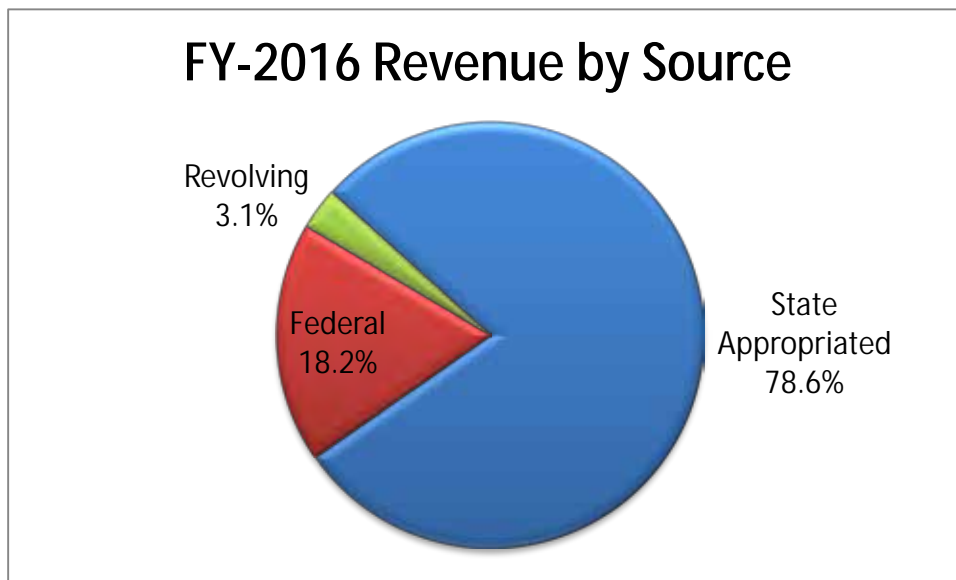
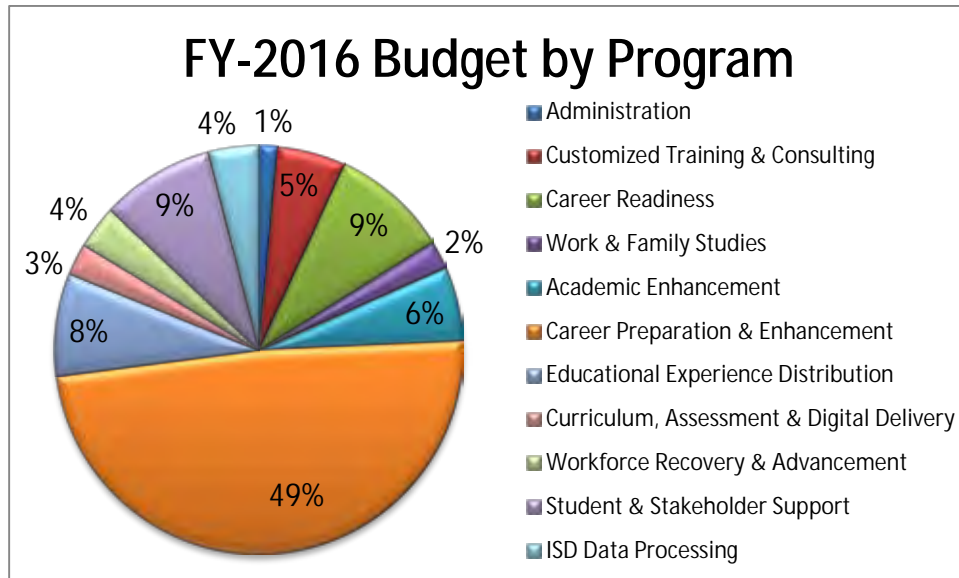
## Mission:

Preparing Oklahomans to succeed in the workplace, in education, and in life

## Programs:

- Student and Stakeholder Support
- Administration
- Workforce Recovery and Advancement
- Curriculum, Assessment and Digital Delivery
- Career Readiness
- Work and Family Studies
- Academic Enhancement
- Career Preparation and Enhancement
- Customized Training and Consulting
- Educational Experience Distribution

## Department of Career and Technology Education



### Accomplishments Over The Past Year:

- 80% of Phase1 Information Management completed - validation of enrollment uploads, collected requirement for grant system;
- Six technology centers piloted redesign of school accreditation;
- National Advisory Committee of Institutional Quality and Integrity approved distance education programs;
- Surpassed goal in outcomes scoring review from Baldrige examination of the agency;
- Assisted 1,436 Oklahoma companies in winning contracts valued at more than \$440 million through a federal grant ("OBAN");
- Completed phase one in the development of an online career development system including portfolios, assessments, schools & scholarship database, occupational database, practice tests for ACT/SAT, and resume builder;
- STEM PLTW courses were approved and will count for academic credit and for OKPromise.
- Coordinated four "Hiring Events" that hosted up to 125 companies. Met with over 600 exiting military

# Department of Career and Technology Education

job seekers, leading to over 100 new hires.

- Implemented the Business & Industry Services performance-based funding process leading to 383,480 safety training hours; 493,742 customized training hours; 877,222 total contact hours; 4,663 companies served;
- Successfully launched ctYounivers.com with 13 new digital online courses initially and 1,500 + courses to follow, opening with 4,600+ users; and
- Deployed a new digital printing system designed to reduce cost, increase speed, and to customize curriculum to school and program needs.

## **Goals For The Upcoming Year:**

- Increase business/educational partnerships;
- Increase career awareness; and
- Increase educational attainment.

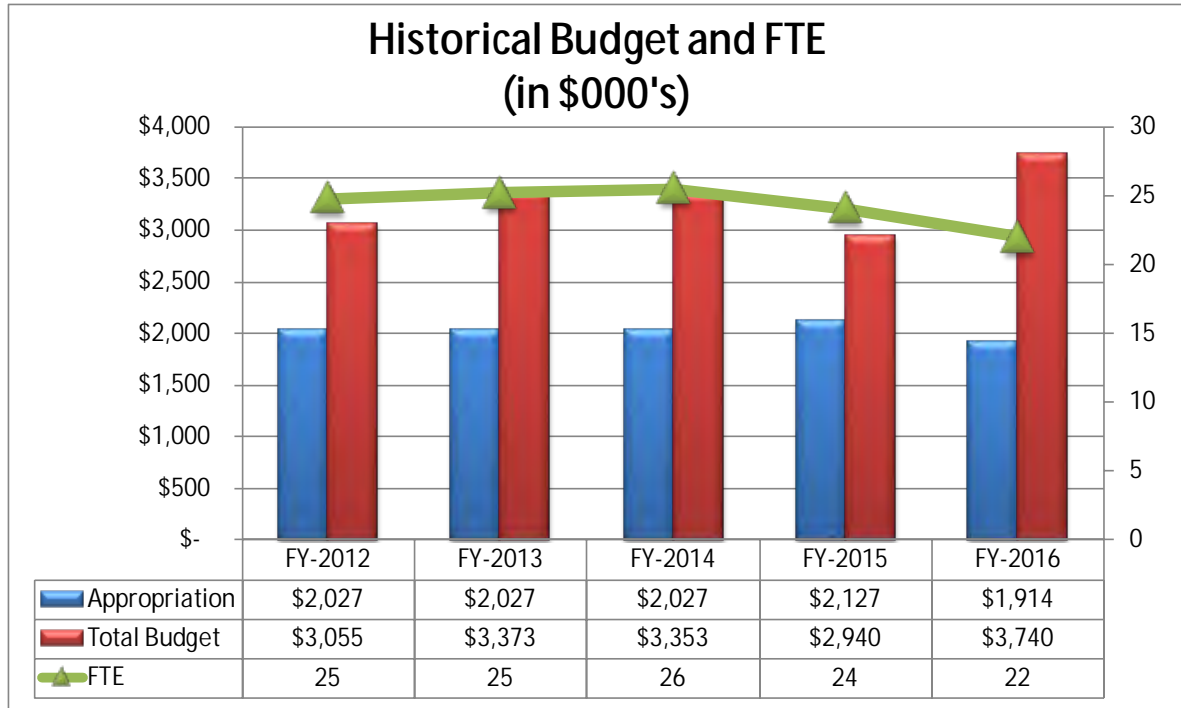
## **Major Agency Projects:**

- Add K-5 module in Okcareerguide;
- Implementation of the required adjustments to the revised Carl Perkins federal grant application;
- Complete Phase 1 and deploy Phase 2 of the Information Management System;
- Transition of career majors to instructional framework;
- Final deployment of the online curriculum catalog and ordering system;
- Initiate project management;
- Initiate sharing of best practices/idea sharing process;
- Initiate system-wide customer service professional development;
- Initiate Director's Business Advisory Council; and
- Initiate CareerTech branding.

## **Savings, Efficiencies and Shared Services:**

- Reduced costs of the accreditation process;
- Reorganized regional assignments to serve all CTE programs with less staffing and reduced travel expenses;
- Utilizing various OMES shared services;
- Implementing the 20% utility reduction by 2020; and
- Reducing curriculum printing and digital delivery costs.

# Commission on Children and Youth



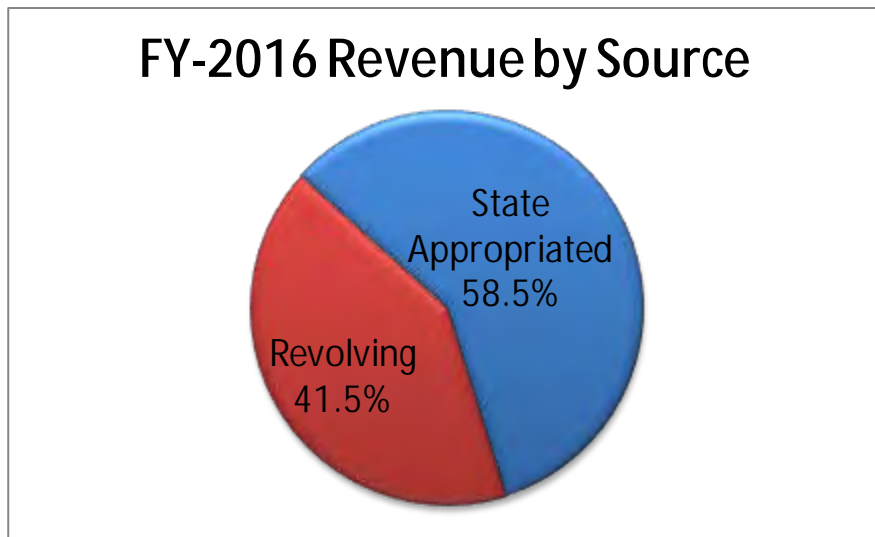
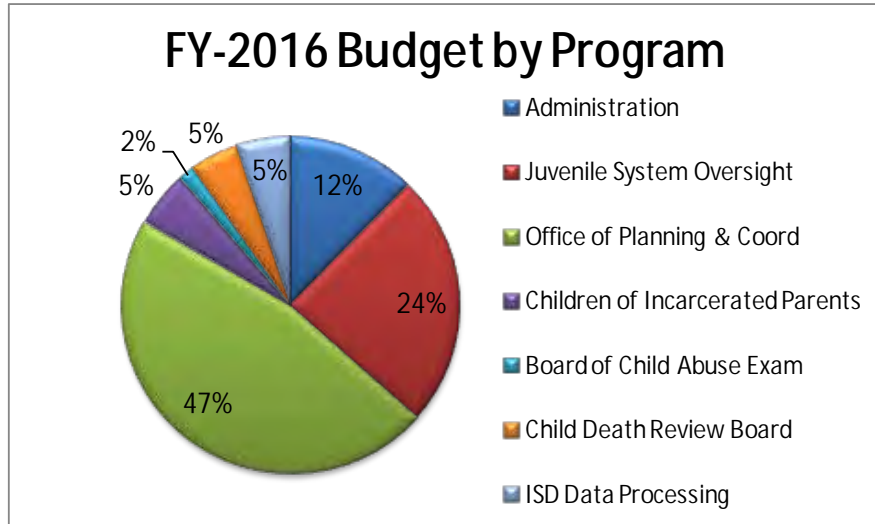
**Mission:**

The mission of the Oklahoma Commission on Children and Youth is to improve services to children by facilitating joint planning and coordination among public and private agencies; monitoring the children and youth services system for compliance with established responsibilities; entering into agreements to test models and demonstration programs for effective services; and providing continuing professional education and training for the purpose of improving services to children and youth.

**Programs:**

- Office of Juvenile System Oversight
- Children of Incarcerated Parents
- Board of Child Abuse Examination
- Child Death Review Board
- Office of Planning and Coordination:
  - Community Partnership Boards
  - Freestanding Multi-Disciplinary Child Abuse Teams
  - State Plan for Services to Children and Youth
- Post Adjudication Review Boards:
  - Foster Care Mediation
  - Foster Parent Complaint/Grievance System

## Commission on Children and Youth



### Accomplishments Over The Past Year:

- Created [www.OKfosterparentvoices.org](http://www.OKfosterparentvoices.org) and had an increase in the number of complaints filed by foster parents from four complaints last year to 312 complaints in the current year;
- Established a credentialing program for juvenile forensic evaluators with a total of eight forensic evaluators currently undergoing the credentialing process;
- Recorded an increase in the number of complaint investigations to a record high of 744; and
- Oversaw the successful transfer of the freestanding Multidisciplinary Teams on Child Abuse/Neglect (MDT's) from the Department of Human Services (DHS) to OCCY with 33 MDTs executing cost reimbursable contracts with OCCY.

### Goals For The Upcoming Year:

- Utilize data from OK Foster Parent Voices to recommend positive system changes for children;
- Continue partnership with the Department of Rehabilitation Services (DRS), Office of Juvenile Affairs (OJA), DHS, and Norman Public Schools to bridge the reintegration of youth exiting state custody; and

## Commission on Children and Youth

- Assist local freestanding MDTs in ensuring children who have been victims of abuse/neglect are protected, and justice is served.

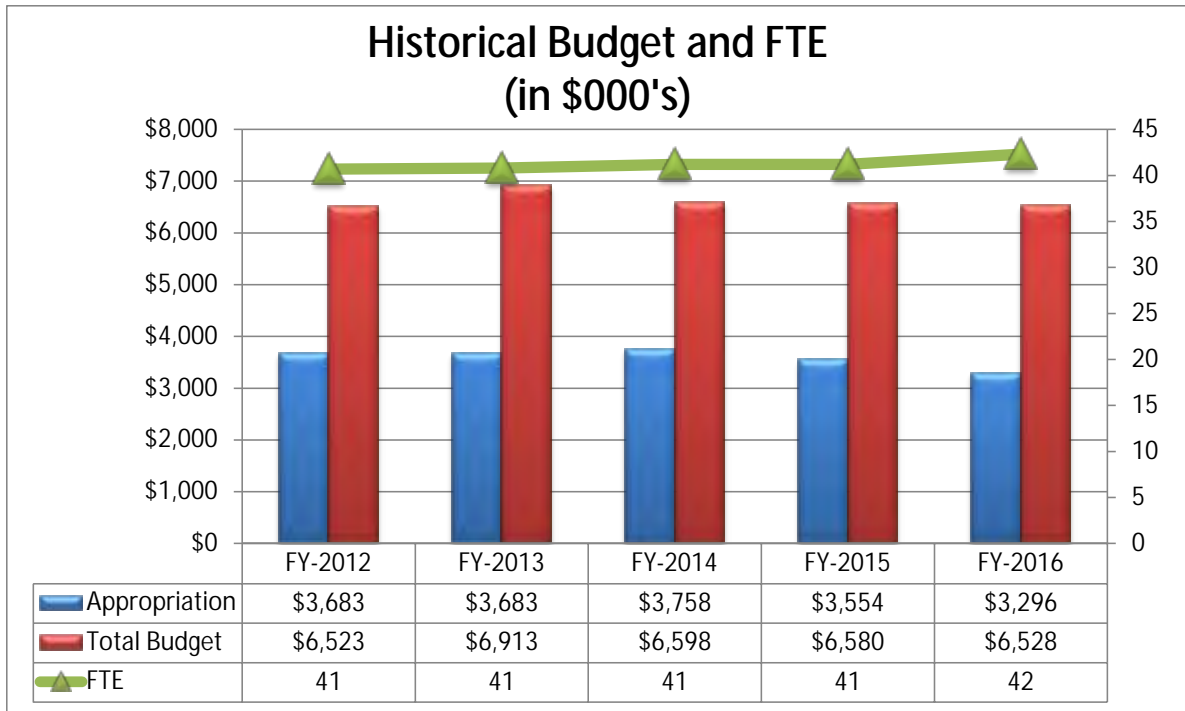
### **Agency Projects:**

- Credentialing process of juvenile forensic evaluators;
- Administration of the freestanding MDTs program; and
- Continuing participation in the Advisory Committee on Risk of Abuse and Neglect of Children with Disabilities.

### **Savings, Efficiencies and Shared Services:**

- Contracted with OMES for shared services for purchasing, budgeting, accounts receivable, and IT;
- Shared the cost of a reintegration specialist embedded in Norman to serve state custody youth in the 14 community group homes by partnering with DRS, OJA, DHS, and Norman Public Schools; and
- Accomplished all MDT training through the Children's Justice Act Grant.

# Law Enforcement Education & Training, Council on



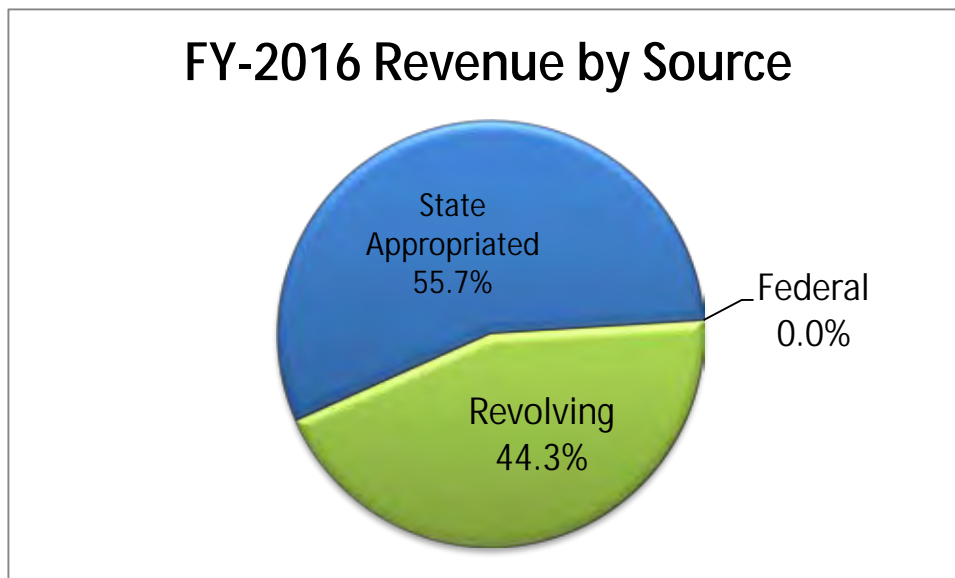
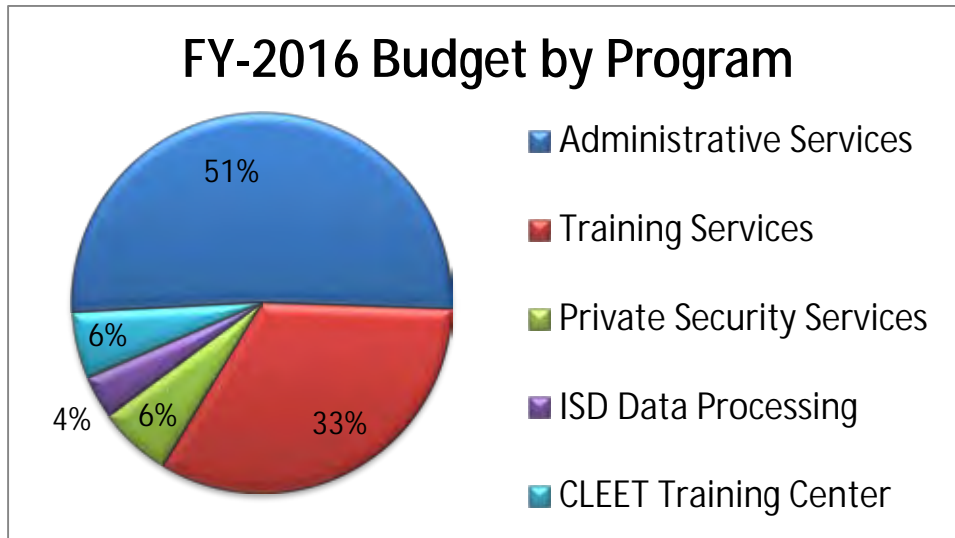
## Mission:

The Council on Law Enforcement Education and Training's (CLEET) mission is to provide the citizens of Oklahoma with peace officers who are trained to be professional, ethical, conscientious, sensitive to needs of the public, knowledgeable and competent in identified learning objectives; and to protect the public by regulating private security in the State of Oklahoma through education and licensing requirements and to ensure licensees practice within the provision of the law.

## Programs:

- Administration
- Training Services
- Private Security Services
- ISD Data Processing
- CLEET Training Center

## Law Enforcement Education & Training, Council on



### Accomplishments Over the Past Year:

- Updated schedules and curriculum for reserve peace officer basic training;
- Reduced training backlog by providing two off-site academies in Nicoma Park and Muskogee;
- Developed a partnership with Oklahoma State University-Oklahoma City campus administration, serving on public safety and law enforcement boards for the college;
- Developed new training initiatives which reduce travel costs and more efficiently utilize personnel;
- Upgraded firearms training simulators;
- Passed a directive that will allow agencies meeting CLEET approval to conduct Defensive Tactics instructor training; and
- Held the first annual Collegiate Officer Program/Academy Cities on August 23<sup>rd</sup>, 2014.



# Law Enforcement Education & Training, Council on

## **Goals For The Upcoming Year:**

- Work with the Oklahoma Department of Career and Technology Education (CareerTech) to explore methods of utilizing distance education training to help reduce costs and improve efficiencies;
- Manage expected shortfalls in the upcoming fiscal year, utilizing methods that will create the least amount of impact on clients;
- Replace the Business Management Information system during the current fiscal year; and
- In an effort to explore more efficient and effective use of State resources, CLEET will seek methods of conducting pre-academy courses which will reduce the number of days a recruit will be required to be at the Ada training facility. Reduced days at the training center provide agencies a benefit of having officers at their home locations more and reduce costs at CLEET.

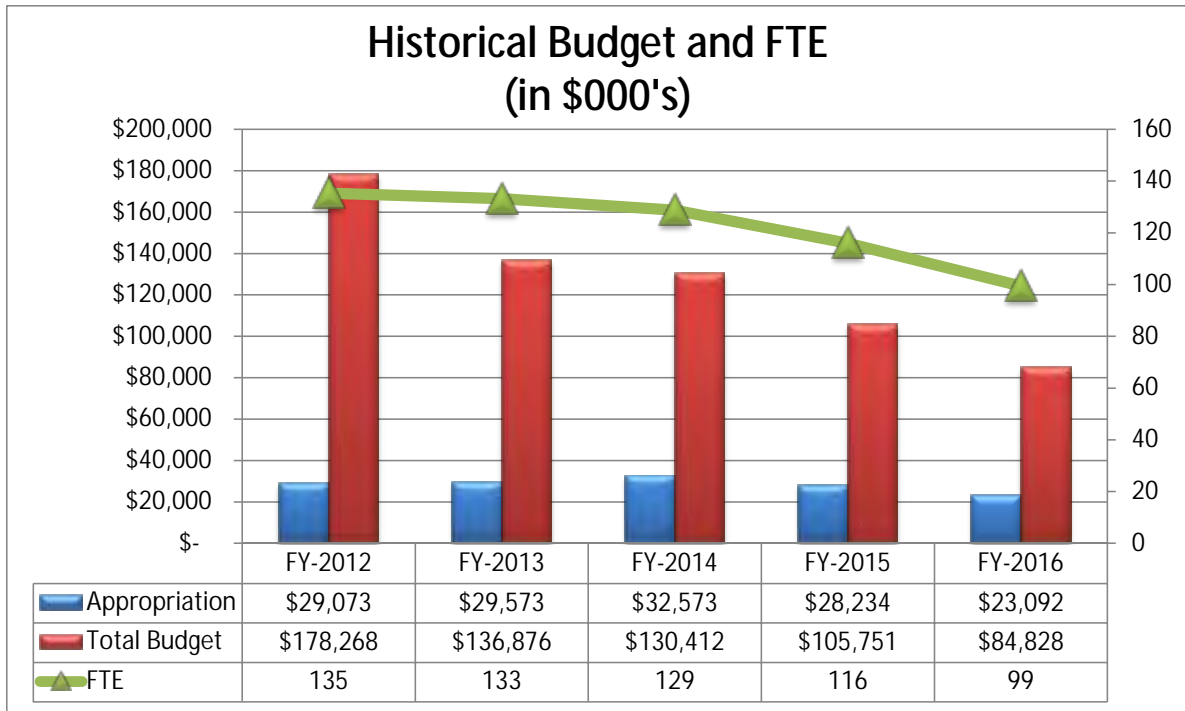
## **Major Agency Projects:**

- CLEET is working with CareerTech to provide an updated method of distributing distance education.
- The agency is examining methods, in conjunction with the U.S. Military, for providing vehicles for military police personnel to transition to civilian law enforcement.
- In 2013, CLEET conducted its first Bridge Academy for reserve peace officers transitioning to full time. The process has required several changes and upgrades and in January of 2016 the next phase of the program will be introduced.
- As CLEET makes improvements to its Business Information Management system, it will add a process for carrying over continuing education hours from one year to the next. This will potentially allow for officers who possess more hours than the annual requirement to utilize them in the year following the completion of those training hours.
- CLEET, in conjunction with OMES, will develop a new Business Information System used for the tracking and storage of peace officer and private security records. This system will provide more opportunities to electronically receive and store training records.

## **Savings, Efficiencies and Shared Services:**

- CLEET approved a pilot program for the Tulsa Police Department to allow surrounding outside agencies to attend their basic academy training. This pilot program will be reviewed at the completion of the first academy in the spring of 2016.
- In the spring of 2015, CLEET and the Department of Corrections utilized a joint training format for basic academy training in which the two separate academies were held concurrently so that training resources could be shared.
- As identified above, CLEET held three Training Initiatives to provide continuing education in one location with multiple courses over a three to five day period. Oklahoma peace officers are required to obtain 25 hours of continuing education training each year. These training initiatives allow officers to obtain all required training during one initiative.
- The CLEET Council approved specialty skills instructor training to be held at agencies across the State that possess facilities and trainers that are qualified to hold these methods of training. This allows for the development of more qualified instructors at more locations statewide.

# Department of Commerce



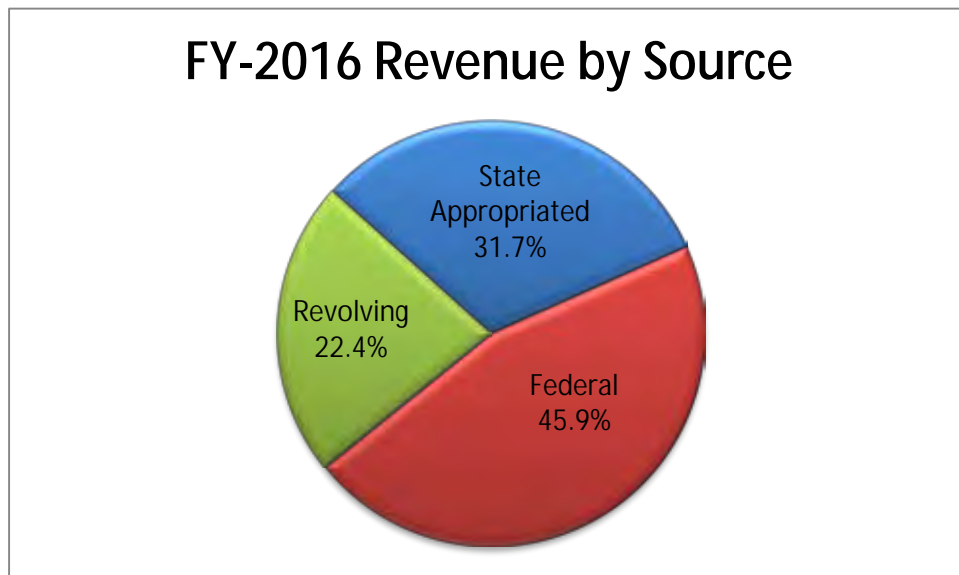
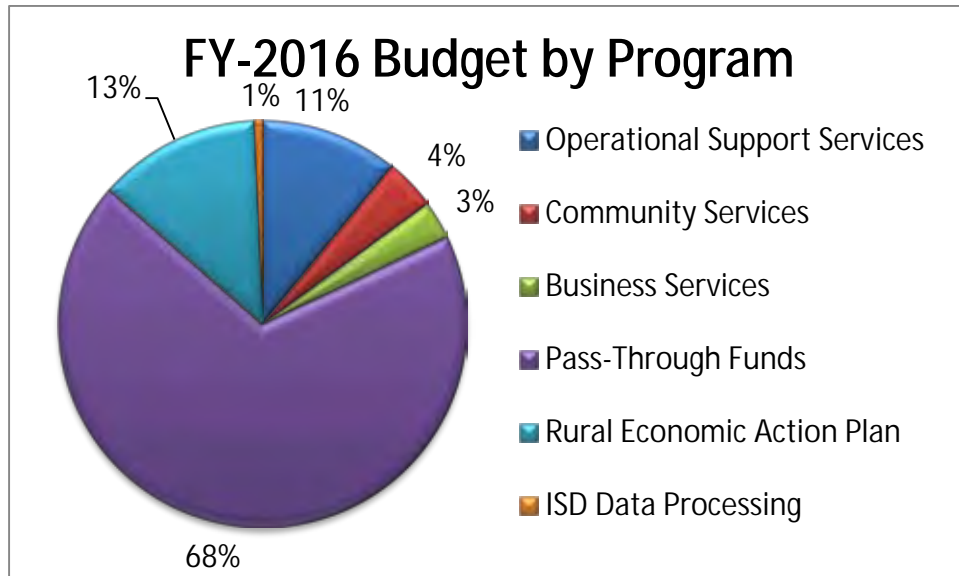
## Mission:

To create and deliver high impact solutions that contribute to job creation and lead to prosperous lives and communities for all Oklahomans.

## Programs:

- Business Recruitment and Retention/Expansion
- Capital Improvement Planning
- Community Action Agency Programs
- Community Services Block Grant
- Foreign Direct Investment and Trade
- HUD Emergency Solutions
- Head Start
- Low Income Home Energy Assistance
- Minority Owned Business Assistance
- Neighborhood Stabilization
- OK Grants
- Oklahoma Main Street
- Partnership with Career Tech on STEM based achievement
- Quality Jobs Program
- Rx for Oklahoma
- Regional Economic Development Assistance
- Site Ready Certification
- Small Business Credit Initiative
- State Energy Office
- Weatherization / Energy Conservation Assistance
- Women Owned Business

## Department of Commerce



### Accomplishments Over The Past Year:

- Commerce facilitated the addition of 7,136 direct new jobs across the state with more than 16% paying at least \$100,000 per year and adding new investment for 92 projects of an estimated \$1.99 billion. Examples of Business Recruitment Wins: Boeing Aerospace Operations announced 900 new jobs. Dell Computer expansion in Oklahoma City resulted in the creation of 200 new jobs. Badger Mining Company's new location in Erick will produce fracturing sand through a manufacturing and distribution facility attracting \$5 million federal TIGER grant award to extend and enhance rail line. The company invested \$3 million creating 15 new jobs @\$45,000. Goodyear Tire expanded its operation in Lawton with a new investment of \$264 million.
- The agency consolidated four business groups and integrated both the Research and Marketing and Communications divisions into the Lead Generation process.
- Received and disbursed \$93.7MM in Disaster Recovery funding through the Community Development Block Grant program for tornado relief;
- Commerce supported and assisted Oklahoma companies with trade and actively recruited foreign

# Department of Commerce

direct investment. The Global and Trade division was awarded an EDA grant to assist with trade and foreign direct investment. Global and Trade worked closely with Oklahoma businesses assisting in international efforts resulting in revenue increases.

## **Goals For The Upcoming Year:**

- Connect with 300 prospective companies and site location consultants with the mission of getting them to visit Oklahoma, resulting in the announcement of 20-25 new companies choosing Oklahoma to locate their business operation and approximately 65-70 existing industry expansions;
- Increase the number of business visitations, export services and Business Recruitment & Expansion support;
- Develop and implement monthly Commerce Services workshops throughout the state;
- Develop and produce a “toolbox” of resources for the Regional Development Specialists to existing businesses wishing to expand; and
- Increase focus on trade and foreign investment by establishing a more proactive relationship with the Agency’s international trade offices and trade organizations in other countries to promote export and investment. The Global and Trade division will maintain, support, and enhance relationships with trade and foreign investment partners and will work to develop an image that promotes trade and will actively pursue direct foreign investment.

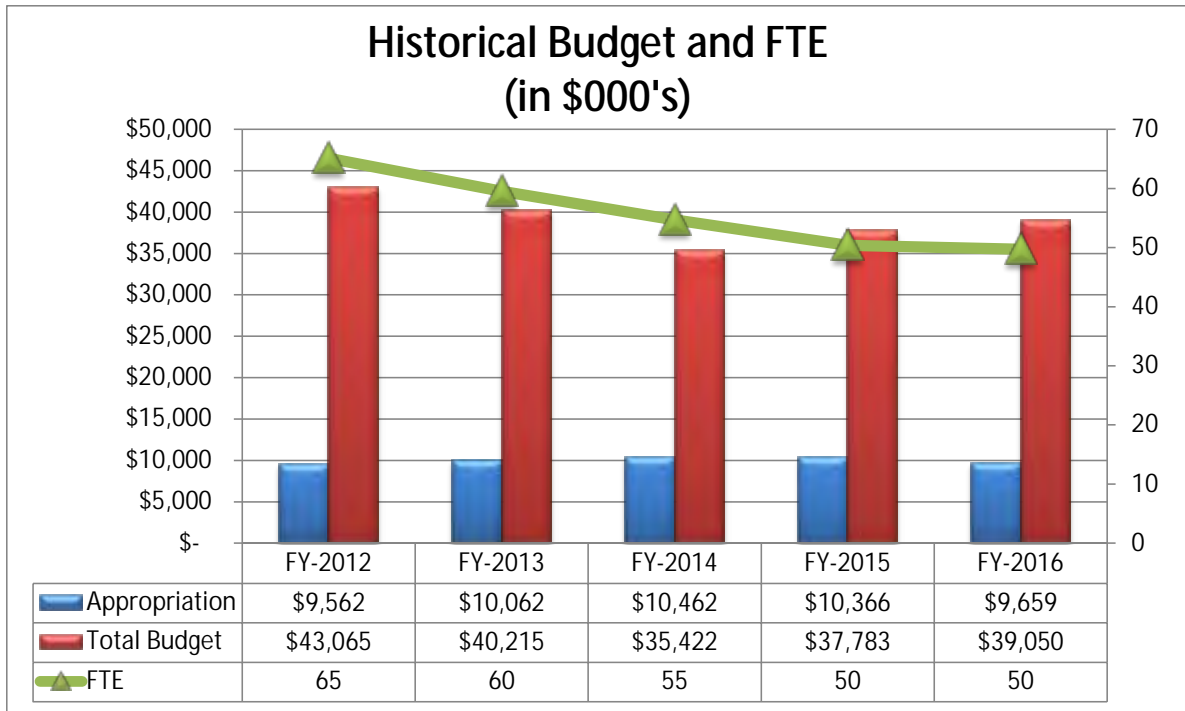
## **Major Agency Projects:**

- In addition to the five industry eco-systems the state is divided by six tourism marketing associations called “Tourism Countries”. The Agency is developing a regional economic development strategy based on the lines of the Tourism Countries – Chickasaw Country, Frontier Country, Great Plains, Green Country, Red Carpet Country, and Choctaw Country.
- Conduct feasibility studies on site locations in need of repair and/or redevelopment and implement plans for improvement so that each site location in the state is business ready; and
- Develop broad based, high impact projects throughout the state starting with feasibility studies for
  - Fast Track Zones
  - Supply Chains for Military Aircraft
  - Tech Hub
  - Additive Manufacturing
  - Natural Metals Resource Development

## **Savings, Efficiencies and Shared Services:**

- Maintaining focus on the agency mission and actively partnering with other agencies, private entities, communities and citizens to enhance services;
- Strengthening relationships with centers of influence, chambers of commerce and economic developers;
- Aligning actions and performance to the Agency's strategic plan;
- Questioning operations and measuring service effectiveness, mapping processes and implementing improvements where necessary;
- Following best-value procurement, when applicable, and utilizing available state contracts;
- Eliminating duplicative functionality and services; and
- Commerce has actively participated in the consolidation efforts with Oklahoma Management and Enterprise Services for all information technology services.

# Conservation Commission



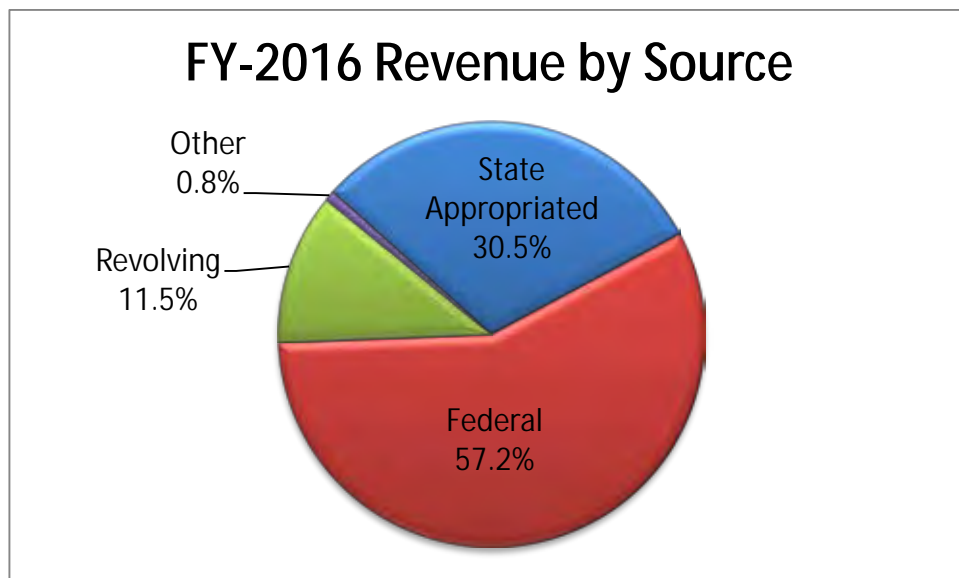
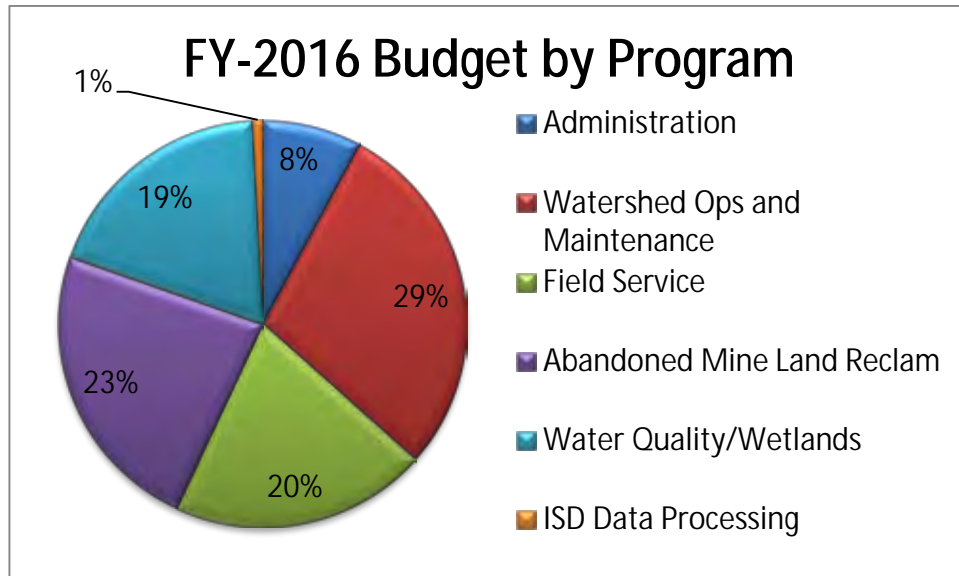
## Mission:

The Oklahoma Conservation Commission (OCC) seeks to conserve, protect and restore Oklahoma's natural resources, working in collaboration with the Conservation Districts and partners on behalf of all Oklahomans.

## Programs:

- Administration
- Watershed Ops and Maintenance
- Field Service
- Abandon Mine Land Reclamation
- Water Quality/Wetlands
- ISD Data Processing

## Conservation Commission



### Accomplishments Over The Past Year:

- Improved soil health, water quality and air quality by providing technical assistance services to land managers (429 from locally led plus 223 from priority watershed);
- Inspected and operated Oklahoma's 2,107 small upstream flood control dams to sustain the \$2 billion public infrastructure, maintain the \$85 million in benefits that the flood control dams provide annually to the state and that protect more than 6,000 citizens living downstream of the dams; and
- Responded to more than 21,000 Okie One-Call locate tickets to prevent damage to our \$2 billion flood control dam infrastructure. Oklahoma's 2,107 flood control dams provided more than \$162 million in benefits during the historic storms that occurred from April to July 2015.
- OCC coordinated the national DamWatch Project through the Oklahoma pilot project, which provides instantaneous warning during flood events.

# Conservation Commission

## Goals For The Upcoming Year:

- Complete the required dam safety modification of five high hazard upstream flood control dams;
- Complete the analyses and report for ten high hazard flood control dams;
- Reclaim hazardous abandoned mine land and respond and abate underground mine emergencies
- Remove an additional five to ten stream segments from EPA's 303d list of impaired streams;
- Maintain the current number of water quality monitoring sites and water sample collections; and
- Develop locally-led watershed plans that meet EPA requirements to address water quality concerns.

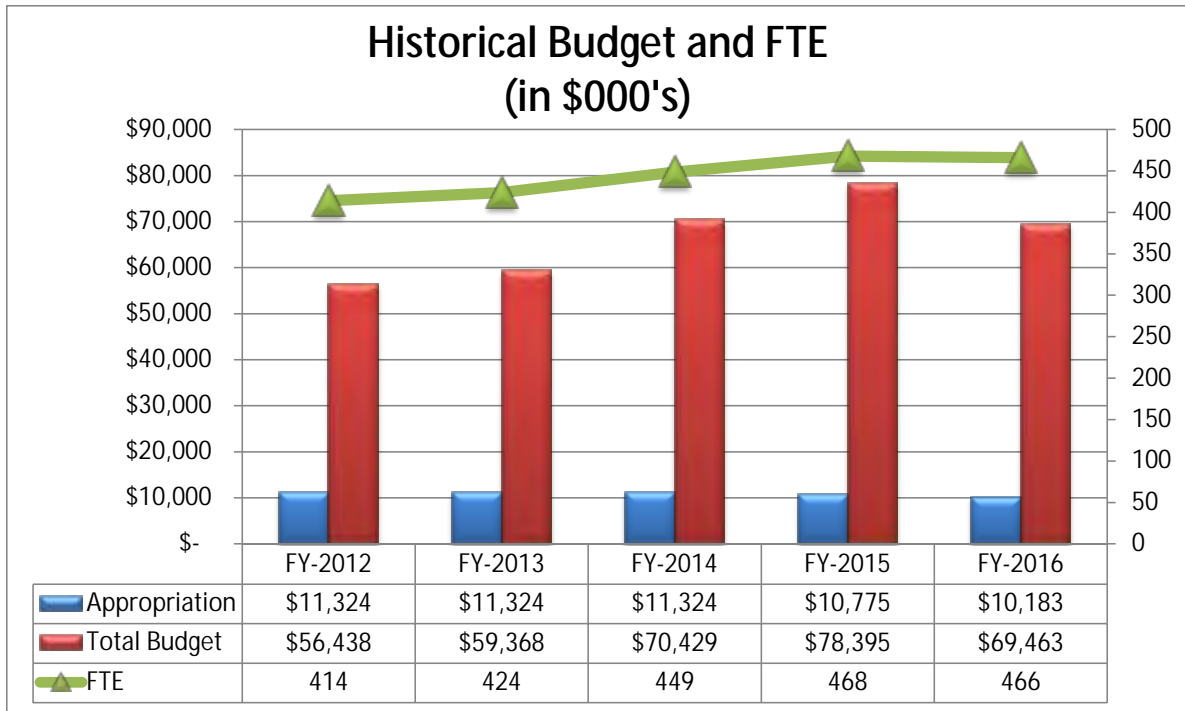
## Major Agency Projects:

- Dam Safety
- Special Projects:
  - Flood Control Dam Watershed Information: Update watershed information and provide consultative services for LiDAR data usage.
  - Emergency Action Plans: update and develop emergency action plans for high hazard flood control dams as required by state regulation.
  - DamWatch: Provide coordination for implementing Oklahoma pilot project and assist with coordination of the national project.
  - Breach Analysis and Mapping: Perform breach analysis and mapping for high hazard flood control dams.
  - Watershed Benefits Model: Provide coordination for development of a nationwide watershed benefits model.
- The Office of Geographic Information maintains an ftp site for the free download of large volumes of geospatial data;
- Maintaining a statewide water quality monitoring system to ensure that water quality problems are identified and that water quality improvement can be verified;
- Prioritizing Watershed Projects that were funded through EPA and NRCS to use voluntary conservation programs to improve and protect water quality in the Elk City Lake, New Spiro Lake, Lake Waurika, Grand Lake, Illinois River, and Eucha-Spavinaw watersheds are ongoing. Efforts including water quality monitoring, conservation practice installation and maintenance monitoring, and assistance to landowners will continue in these areas as funding allows.
- The OCC offer volunteer monitoring and water quality education programs which help cities meet Federal stormwater permitting requirements, provides educators valuable science and math curriculum, helps the state monitor waterbodies which it lacks the resources to do with professional staff, and informs and educates the public about progress being made to protect natural resources in OK.

## Savings, Efficiencies and Shared Services:

- Increased the efficiency of Oklahoma's natural resource conservation delivery system by training and equipping specialists for shared resource positions;
- Leveraged state cost share funding to private matching funds at a ratio of 1:1.2;
- By utilizing conservation district staff, Conservation Commission staff and our partnership with the USDA-Natural Resources Conservation Service, the state saved an estimated \$5 million by performing inspections of the state's 2,107 flood control dams.
- Utilized open source software in the development of the state geospatial clearinghouse, OKMaps, which eliminates being dependent on vendor-specific software licensing and maintenance fees;
- Began using the OMES conference calling/webinar service which allows for a significant reduction in travel time and expenses for Commission staff and partners to conduct meetings; and
- Purchasing, rather than leasing vehicles with the following goals in mind: lower fuel costs, lower monthly vehicle expenses, and extending the length of use per unit vehicle.

# Corporation Commission



## Mission:

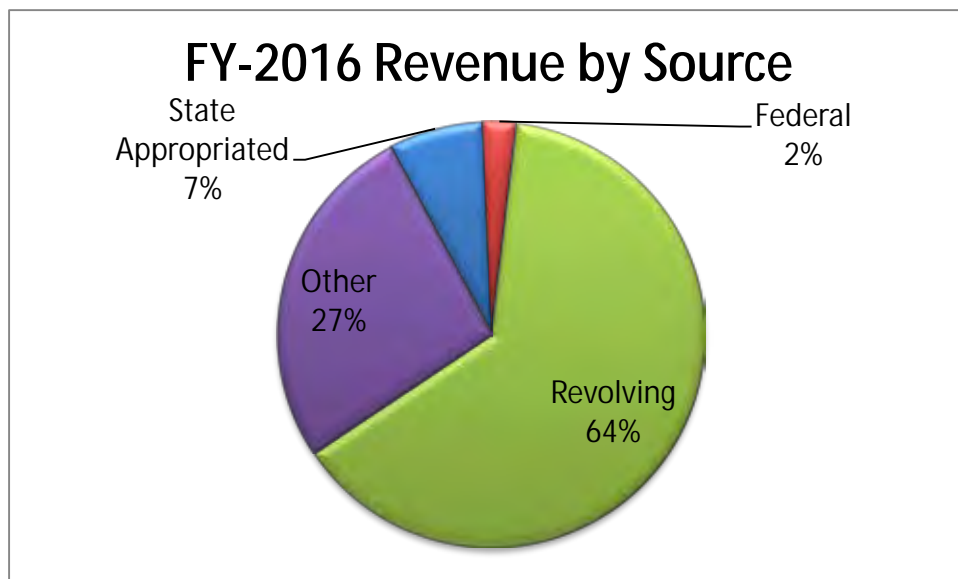
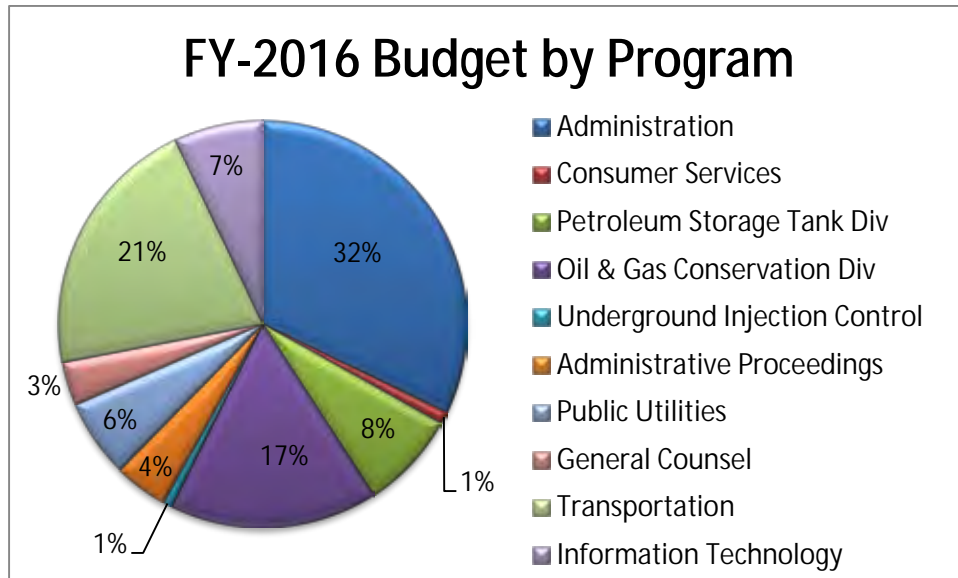
The Oklahoma Corporation Commission seeks to empower Oklahoma by: ensuring responsible development of oil and gas resources; reliable utility service at fair rates; safe and legal operation of motor carriers, pipelines, rail crossings, and fueling stations; and prevention and remediation of energy-related pollution of the environment; while balancing the rights and needs of the people with those of regulated entities through development and enforcement of regulations in an open, transparent, ethical, and just manner.

## Programs:

- Administration
- Consumer Services
- Petroleum Storage Tank
- Oil and Gas
- Underground Injection Control
- Administrative Proceedings
- Public Utilities
- General Counsel
- Transportation
- Information Technology



# Corporation Commission



## Accomplishments Over the Past Year:

- The OCC addressed the ongoing and growing public safety and business concerns regarding earthquakes by launching a pro-active, risk mitigation approach to seismicity, with staff directives covering more than 500 disposal wells, and greatly increasing the size of the areas receiving special attention.
- The Public Utility Division broadened its program to stop fraud and abuse within the federal Lifeline Program by conducting on-scene audits of "free phone" sites and filing successful enforcement actions against offending companies.
- The agency continues work on STARS Case Management System. It will affect all programs in the agency and provide added efficiencies for both internal and external users. Implementation is scheduled for April 2016.

# Corporation Commission

- Sequoyah Port of Entry opened in late September 2015. Existing staff is being using to operate the new fixed location.
- The agency continued work on an IT project for a new International Fuel Tax Agreement (IFTA) system. The IFTA program allows all participating states and Canadian provinces to collect fuel taxed on behalf of all participating jurisdictions, using quarterly reporting of mileage and fuel purchased in each jurisdiction.

## **Goals For The Upcoming Year:**

- Increase the State of Oklahoma's knowledge regarding induced seismicity, properly respond to earthquakes, and develop a regulatory environment that will mitigate the risk of induced seismicity and foster oil and gas development in Oklahoma.
- Staff and fund the Ports of Entry (PoE): Insuring construction of additional PoE's is of utmost concern to protect the driving public and State's multi-billion dollar investment in transportation infrastructure. Love PoE is scheduled to open Summer 2016.
- Completion and implementation of STARS Case Management System will be a huge accomplishment and will take our agency into a more electronic environment, internally and externally. The IFTA system, a new system which will allow registrants to apply and pay online, will be implemented this fiscal year.

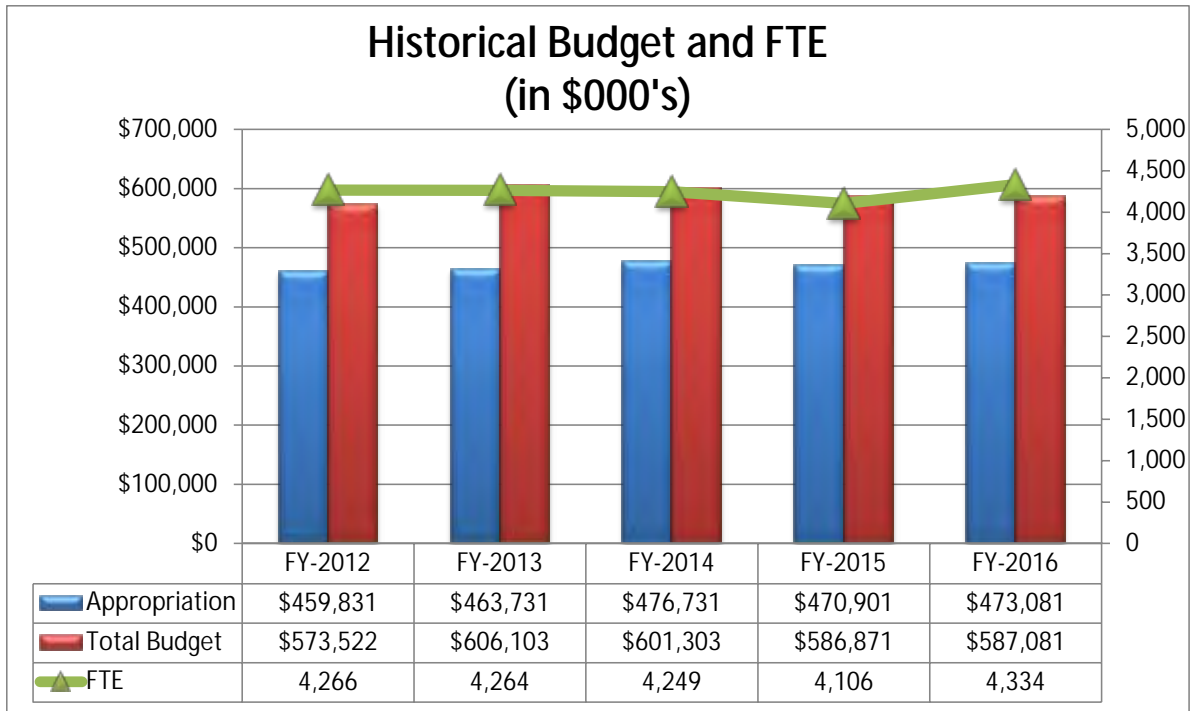
## **Major Agency Projects:**

- Mapping key geological formations in the State and gathering other data to continue monitoring the risk of induced seismicity and to foster the continued safe development of Oklahoma's oil and gas resources:
- Implementing the STAR Case Management System: This new system will improve internal processes, as well as external processes, for the general public to access information and make electronic payments for case filings and fines. It will provide consistency of information and financial data, which will make our agency operate more efficiently.
- The agency's Transportation program, in coordination with the Oklahoma Department of Transportation, will continue work on the building and operation of new ports of entry to aid in the protection and safety of Oklahoma roads and highways.
- Love PoE is scheduled to open in the Summer of 2016.
- A five year technology plan has been developed in order to meet our goal of innovating for the future and becoming an agency that is more efficient.

## **Savings, Efficiencies and Shared Services:**

- The OCC increased P/Card activity, which saves time and money associated with traditional claims processing.
- The agency is coordinating with the State's 20% by 2020 effort that will minimize utility usage and will provide savings to the agency and State.

## Corrections, Department of



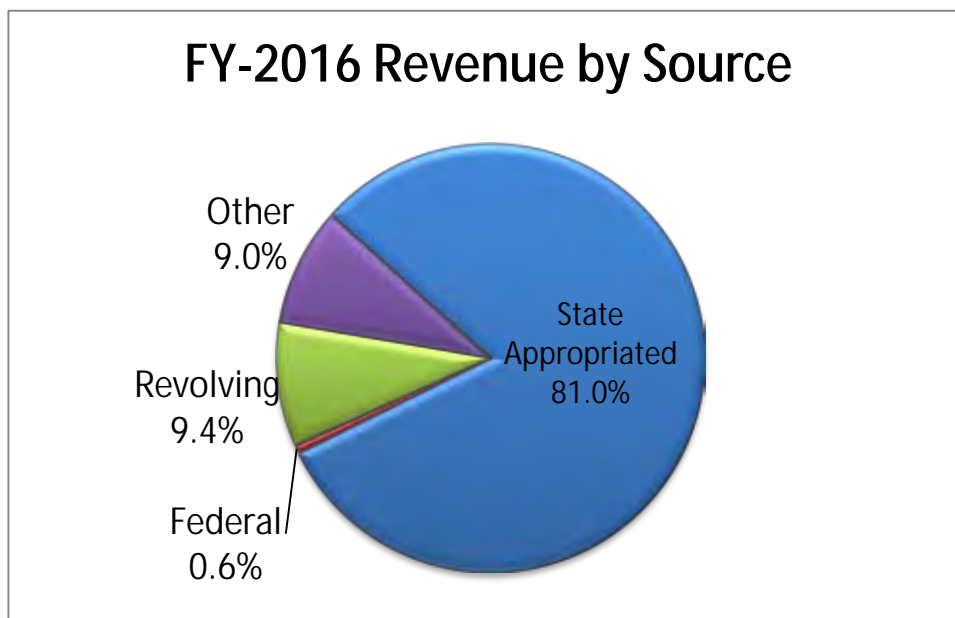
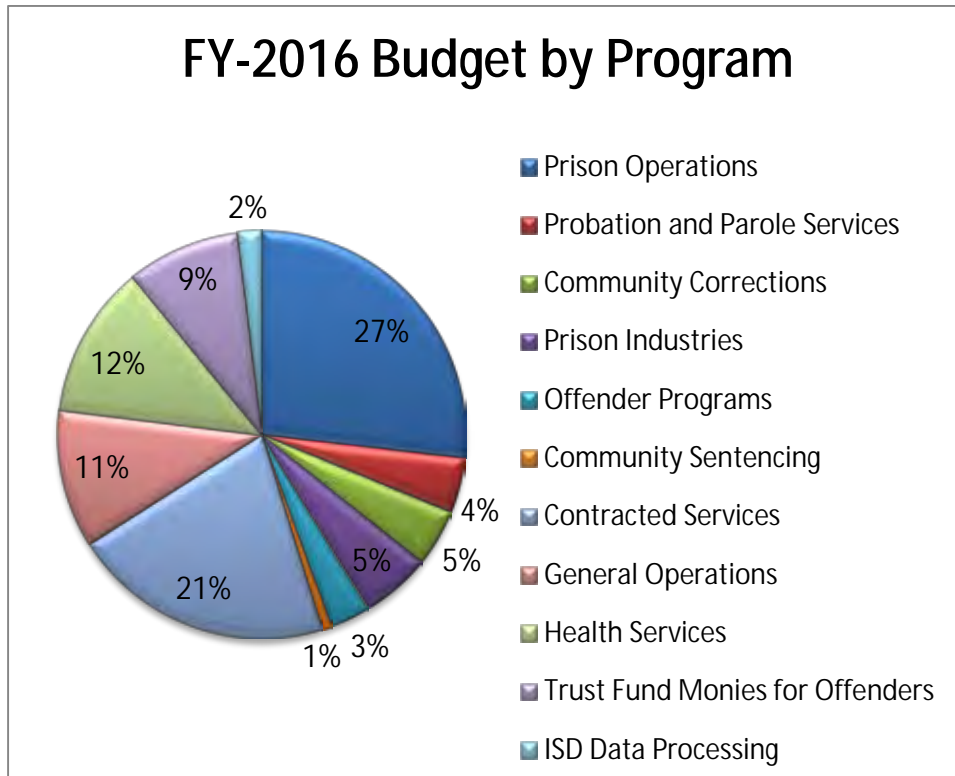
### Mission:

The mission of the Oklahoma Department of Corrections (DOC) is to protect the public, protect employees, and protect offenders.

### Programs:

- Prison Operations
- Probation and Parole Services
- Community Corrections
- Prison Industries
- Offender Programs
- Community Sentencing
- Contracted Services
- Health Services
- Trust Fund Monies for Offenders
- ISD Data Processing

# Corrections, Department of



## Accomplishments Over the Past Year:

- Physical Plant Security Enhancements – Dick Conner Correctional Center (DCCC) completed stun fence installation and facility-wide door, frame, and electronic lock replacement project; John H. Lilley Correctional Center (JLCC) installed a security fence within the perimeter to further control offender movement and prevent escapes and also remodeled medication room/installed additional

## Corrections, Department of

- door and wall to medical waiting room; Joseph Harp Correctional Center (JHCC) and Lexington Assessment & Reception Center (LARC) reconstructed inner entrance to facility administration to control entry; LARC upgraded perimeter fence. Union City Community Corrections Center (UCCCC) installed security camera upgrades; Probation and Parole installed security cameras in sub-offices in Bartlesville, Sapulpa, Okmulgee, Jay, Miami and Tahlequah; and Kate Barnard Community Corrections Center (KBCCC) installed security cameras.
- Capital Outlay Projects Completed – KBCCC replaced window/glass; LARC and Mabel Bassett Correctional Center (MBCC) repaired roofs; Mack Alford Correctional Center (MACC) upgraded perimeter road and parking lot; MBCC replaced copper pipe; and Oklahoma City Community Corrections Center (OKCCCC) replaced parking lot. William S. Key Correctional Center (WSKCC) installed fencing to deter escapes and the introduction of contraband.
  - Physical Plant System Replacement – Oklahoma State Penitentiary (OSP) installed new heating, ventilation, and air conditioning systems in Units D and E; LARC refinished food services floor and replaced minimum unit security fence; and UCCCC replaced three HVAC units with more efficient units.
  - Repurposing of Physical Plant for Offender Housing – MBCC repurposed youthful offender housing unit;
  - MBCC completed new chapel at no expense to taxpayers;
  - Centralization of Operations – Centralization of Canine Unit, Safety Unit, and facility business operations was completed.
  - Centralization of Operations / Finance - The finance and accounting unit has successfully completed the first year of centralized utility payments and is considering moving more standard purchases to the administration building. Several Trust Fund units were also centralized.
  - Community Sentencing - During fiscal year 2015, the agency increased the number of offenders in the Community Sentencing program by 373.
  - The Evaluation and Analysis - Completed 402 requests from within and outside the agency and processed six research requests from outside organizations;
  - Employee Services - Moved office space at the Cameron Building to agency owned space within the administration complex. Offices were moved from Redlands Community College in El Reno to regionalize training operations and established in Hobart in the southwest, Alva in the northwest, Tulsa in the northeast, McAlester in the southeast and Wayne in central Oklahoma. Underutilized agency owned housing was repurposed to accommodate training participants in various locations.
  - Employee Rights and Relations - Provided a cultural diversity training session for the 2015 Oklahoma Correctional Association / National Association of Blacks in Criminal Justice Combined Conference;
  - Mental Health Services - Received a \$597,594 grant award for the Co-occurring Reentry Intensive Care Coordination Team (CRICCT) which will begin providing services in 2017. This grant will provide reentry services for individuals with co-occurring mental illness and substance abuse disorders who are discharging to the Tulsa or Oklahoma City areas.

### **Goals For The Upcoming Year:**

- Field Operations
- Increase in Program Efficiency/Population Growth Management – Complete restructuring and redesign of Regimented Treatment Program at Charles E. “Bill” Johnson Correctional Center (BJCC) and Keys to Life Program at WSKCC to increase the number of offenders that can be treated over the course of one year. This will increase the number of discharged offenders who have sentences that are balance suspended upon program completion.
- Addition of Temporary Beds Via Repurposing of Physical Plant for Population Growth Management – Add 150 temporary male beds and 250 temporary female beds to existing facilities;
- Maximum Security Restrictive Housing Program – Full implementation of all phases of maximum security step-down phase program at OSP;

## Corrections, Department of

- Physical Plant Security Enhancements – Install security doors on all offender housing units at WSKCC; complete installation of security camera upgrade at James Crabtree Correctional Center (JCCC) and Jim E. Hamilton Correctional Center (JEHCC); and install security cameras as part of a Prison Rape Elimination Effort at JCCC, JHCC, and MBCC.
- Complete Capital Outlay Projects – Window replacement at JBCC. Roof repair/replacement at JCCC, Jess Dunn Correctional Center (JDCC), JHCC, JLCC, KBCCC, OSP and Oklahoma State Reformatory (OSR); installation of Fire Alarm/Smoke Detection system at JLCC. Renovate four (4) bathrooms for ADA compliance at JLCC; Phase I of a two phase heating water/drain system replacement, administration parking lot renovations and facility-wide door, frame and electronic lock replacement project at LARC; and gas, water, sewer line, phone system replacement at OSP.
- Restructure Operations to Increase Efficiencies – Realign community corrections centers and community work centers under the Divisions of East and West Institutions, separate from Probation and Parole; centralize offender housing contract negotiation and monitoring under the Division of West Institutions; and implement a Medical Security Unit that will provide supervision of offenders when hospitalized across the state and provide transportation to receiving facilities after discharge from the hospital.
- Employee Services - Maintain staffing levels and reduce attrition in the Correctional Security Officer positions from 34% to 25%; enhance the partnership with the Oklahoma National Guard; continue the focus of regionalizing cadet academies and expand the Correctional Leadership Development series.
- Community Sentencing - Currently has 29 active sentencing systems or planning councils encompassing 47 of the state's 77 counties. The goal for FY16 is to make quarterly contact with the inactive councils to explore the sentencing needs of the counties.
- Analytics and Systems Quality Services - Focused on automated reporting functions for releases and transfers for field operations, data for Offender Operations Annual Report, data provided to foreign consulates, and data collection and preparation for the Agency Annual Report. Increase participation in collaborative studies with Department of Human Services and Department of Mental Health & Substance Abuse in identifying pathways to criminal justice for individuals and means of reducing recidivism. Study requirements and future needs for systems of data collection, integration, and enhancements with the aim of increased efficiency and throughput in critical agency operations. RFP development for consultation in acquisition of a new Offender Management System is in progress. Conduct detailed analysis of Database Systems in use from various departments of the agency. Incorporate agency data collection schemas into IT development projects to enhance COMIT & OMS systems with development of applications for process improvement across agency functions.
- Business Services – Implementation of direct deposit and reloadable debit cards for offenders at Community Corrections.

### **Major Agency Projects:**

- Implement a new master menu to control food costs;
- Community corrections centers and community work centers will be realigned under the Divisions of East and West Institutions.
- Probation and Parole will be a separate unit from community corrections centers and community work centers.
- Centralize offender housing contract negotiation and monitoring under the Division of West Institutions;
- Implement a Medical Security Unit to provide supervision of hospitalized offenders and provide transportation to receiving facilities after discharge;
- Employee Services will convert internal job postings to the JobAps system no later than February 1, 2016, rather than posting announcements on bulletin boards and completing paper applications.
- Human Resources unit will train with HCM staff to review and/or revise internal procedures for

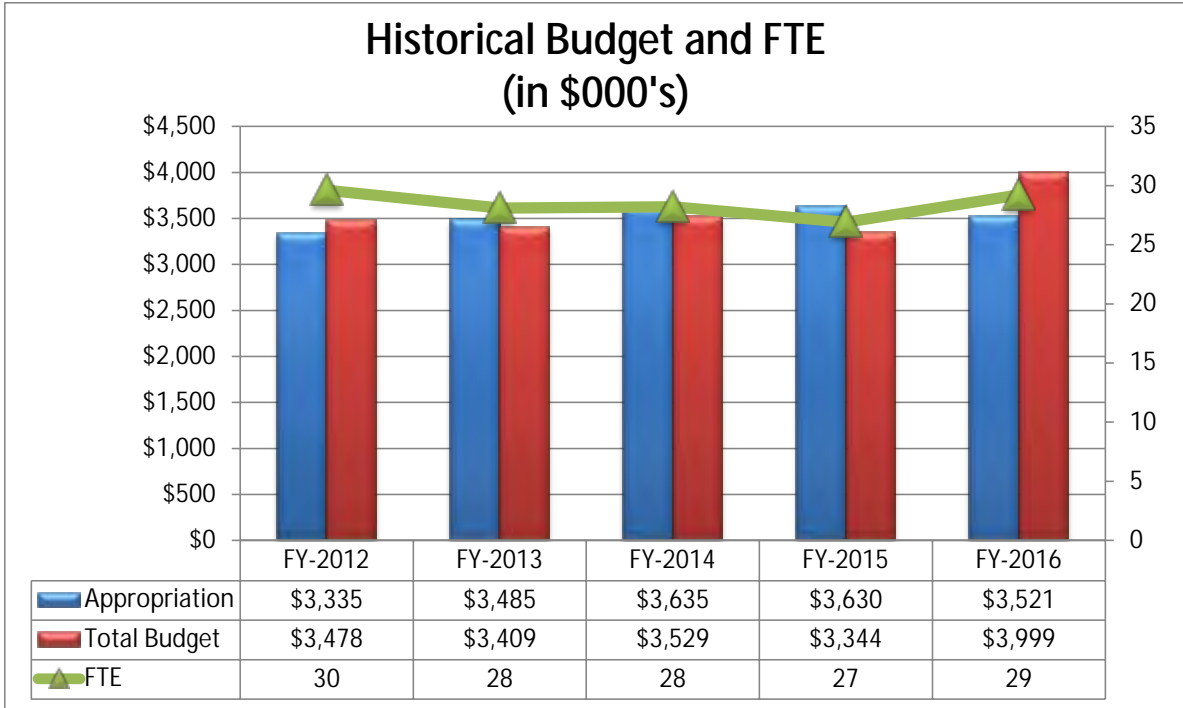
## Corrections, Department of

- vacant position hiring.
- Evaluation and Analysis Unit is participating in a collaborative study with Department of Human Services and Department of Mental Health & Substance Abuse in identifying pathways to criminal justice for individuals who have received services through various state agencies over the years.
- Business Services is implementing reloadable debit cards as well as direct deposit for offenders at Community Corrections.
- Community Sentencing has been awarded a two year, \$600,000 grant from the Bureau of Justice Assistance (BJA) to replicate the Swift Certain and Fair (SCF) sanctioning model originated from the Hawaii Opportunity Probation with Enforcement (HOPE) model.
- The objective for adopting the SCF model is to save state dollars by improving supervision strategies that will reduce revocations resulting in prison sentences.
- Medical Services will continue to explore opportunities with OU Health Science Center to expand telemedicine to increase access to specialty care, while reducing transport and security expenditures.
- Increase staffing levels to assure that access to care and quality of care are maintained;
- A triage training manual is being created to help better train medical staff to evaluate the need for emergency room visits.
- The number of offenders identified as having a serious mental illness continues to increase as the population grows, demonstrating the need for mental health services is at an all-time high.
- Seek additional grant opportunities to expand mental health programming and reentry efforts; and
- Increase out of cell treatment services for offenders housed in the OSP Mental Health Unit.

### **Savings, Efficiencies and Shared Services:**

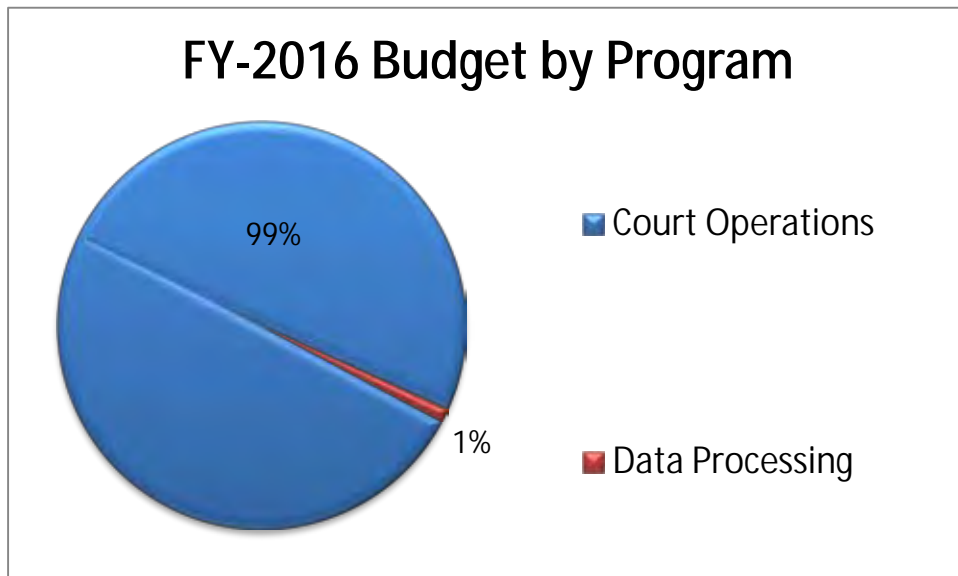
- Reduced Agri-Services use of appropriated dollars from \$1,000,000 to zero. Agri-services saved the agency \$2,754,800 in food costs when comparing Agri-Services pricing to the prime vendor. BJCC reduced court transports through coordination with county court officials.
- Implemented electronic receipt of offender sentencing documents in partnership with Canadian, Cleveland, Garfield, Oklahoma and Tulsa counties;
- Community Sentencing continues to grow the program. During 2015 1,287 offenders received a court ordered sentence with community sentencing. The active count for 2015 of 3,413 offenders is a net growth of 373 from 2014.
- Health Services has streamlined the offender discharge process with Lindsey Municipal Hospital, reducing the length of stay. This creates an average savings of about \$950 per day for each offender who is moved back to a facility.
- Health Services renegotiated the contract with Lindsey Municipal Hospital, maintaining an administrative fee rate at 8% instead of 10%. This should generate an annual cost savings of approximately \$153,500.
- Beginning February 2015, Health Services negotiated all medical air flight transport claims and saved \$116,000 or 58% of billed charges.
- Medicaid reimbursements for eligible offenders have resulted in an FY-2015 savings of \$4,327,580.
- A monthly Utilization Review Committee consisting of the Chief Medical Officer and Regional Physicians teleconference is held with the pharmaceutical vendor to identify more cost effective drugs. Formulary changes are immediately implemented and physicians promptly notified. These monthly changes have positively impacted the budget and reduced expenditures. A new pharmaceutical pricing structure is being researched. Current projections indicate that new pricing may generate a savings of \$20,000 per month.
- Centralized IT budget consolidating funds has allowed for strategic implementation of various projects.
- Cancelled Redlands training academy contract in April 2015. Implemented regional academies to reduce overall training costs.

# Criminal Appeals, Oklahoma Court of



**Mission:**

Established in 1908, the Oklahoma Court of Criminal Appeals (OCCA) has exclusive appellate jurisdiction in all criminal cases, and is the state court of last resort in matters ranging from municipal offenses to capital crimes. The Court’s mission is to ensure that all criminal cases appealed receive a fair and just hearing in a timely manner. In addition to appeals following a jury trial or guilty plea, the Court has jurisdiction to determine applications for writs arising in criminal cases, including mandamus, prohibition, and habeas corpus, as well as appeals by the State, juvenile appeals, appeals from the revocation or acceleration of suspended and deferred sentences, revocations of parole and post-conviction appeals. The Court, through its Presiding Judge, also reviews all requests for electronic surveillance.

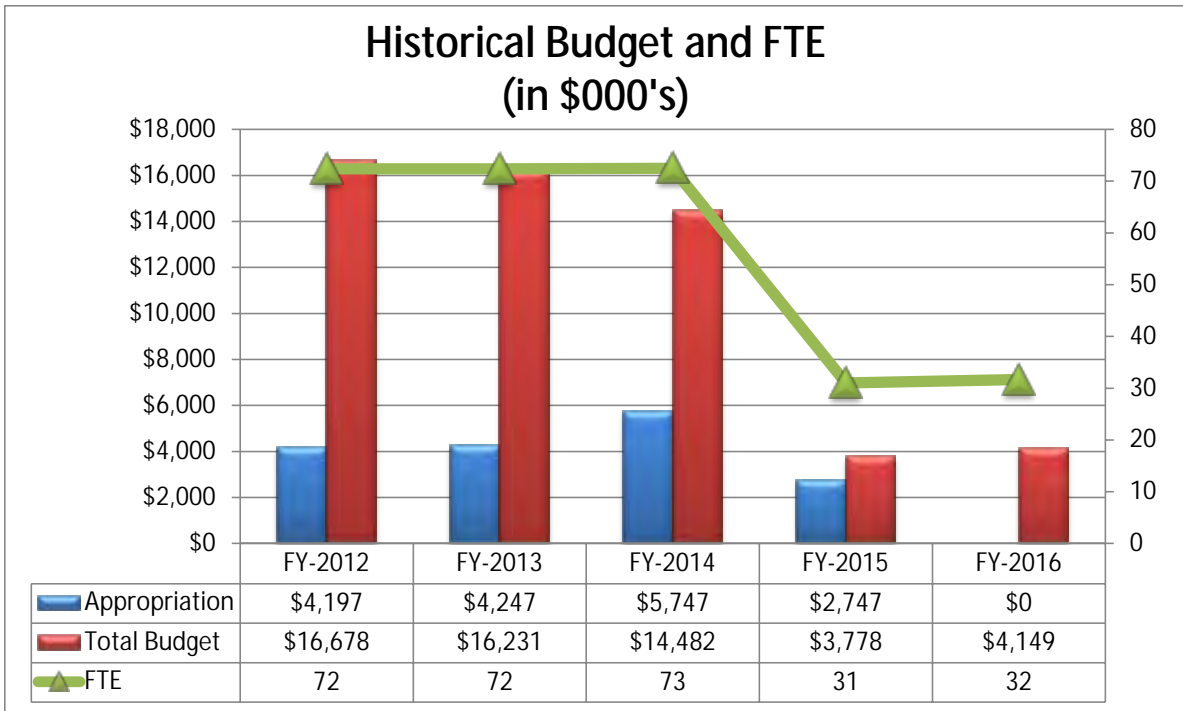


**Goals For The Upcoming Year:**

The Court’s goal is to remain current in caseload management.



# Workers' Compensation Court of Existing Claims

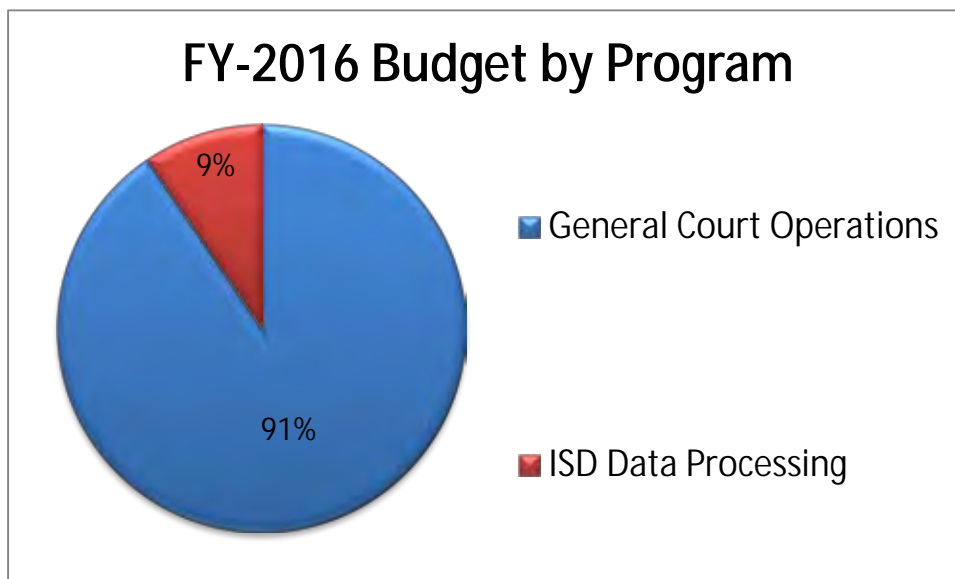


## Mission:

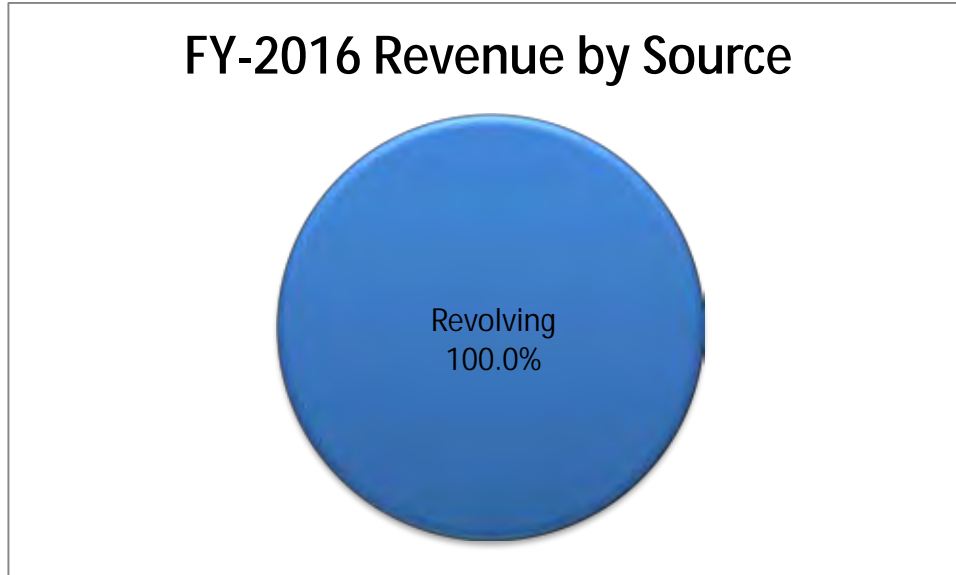
The Oklahoma Workers' Compensation Court of Existing Claim's (CEC) mission is to ensure fair and timely procedures for the informal and formal resolution of disputes and identification of issues involving work related injuries. The CEC is also helping to facilitate the transition from a Judicial system to an Administrative one.

## Programs:

- General Court Operations
- ISD Data Processing



## Workers' Compensation Court of Existing Claims



### **Accomplishments Over the Past Year:**

The CEC has been able to continue adjudicating a large number of claims with a reduced staff.

### **Goals For The Upcoming Year:**

While continuing to manage open files, the CEC plans to adjudicate all claims filed.

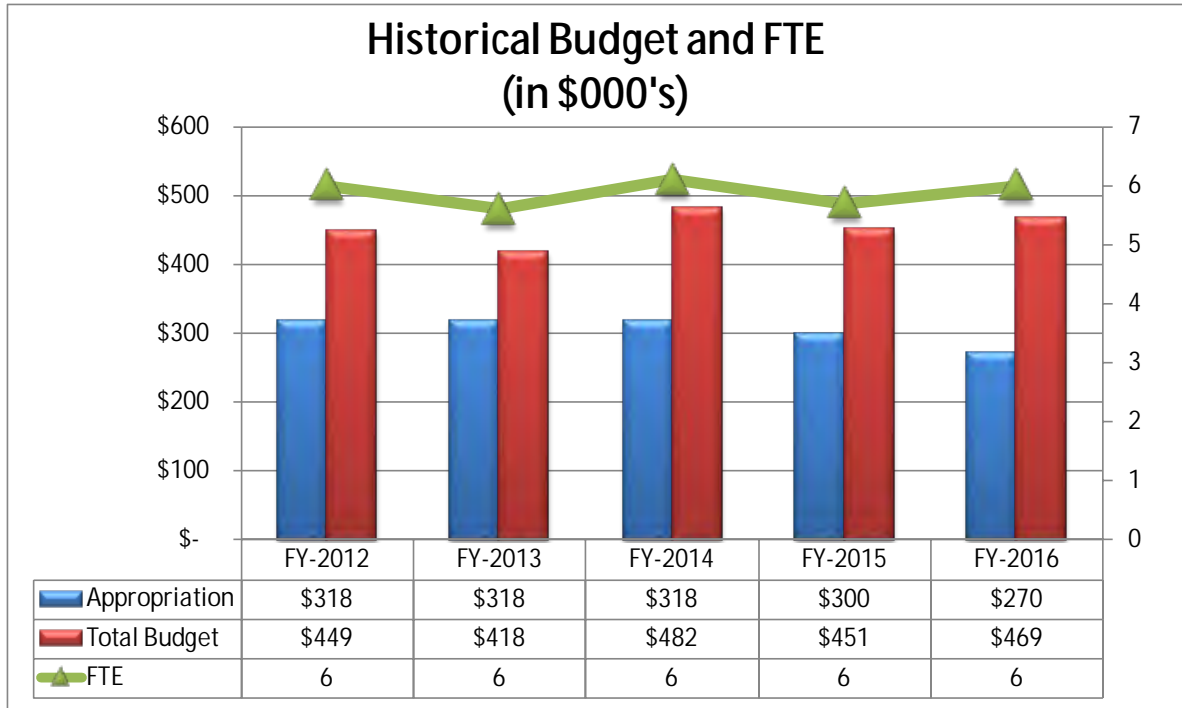
### **Major Agency Projects:**

Enrolled Senate Bill 1062 caused a reduction in the number of Judges of the Court of Existing Claims from ten to six effective July 1, 2014, with an additional reduction of two judges on July 1, 2016. The Court will reallocate open cases to ensure timely processes and hearings.

### **Savings, Efficiencies and Shared Services:**

- The CEC has contracted with OMES Shared Services, resulting in operational savings and efficiencies.
- The CEC will continue the process of savings by reducing off-site storage cost and rentable space.

# Office of Disability Concerns



## Mission:

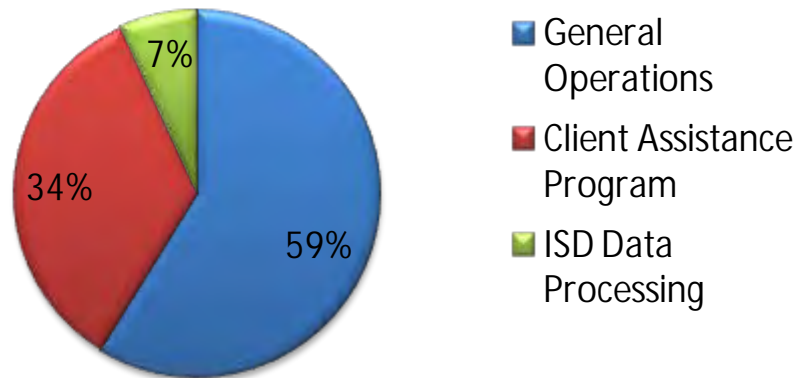
The Office of Disability Concerns (ODC) provides information, referrals and advocacy for persons with disabilities. ODC acts as an intermediary for those with disabilities and provides services for them. In addition, ODC helps develop policies and services that meet the needs of Oklahomans with disabilities, and is a resource for employment issues and Americans with Disabilities Act (ADA) compliance design and implementation.

## Programs:

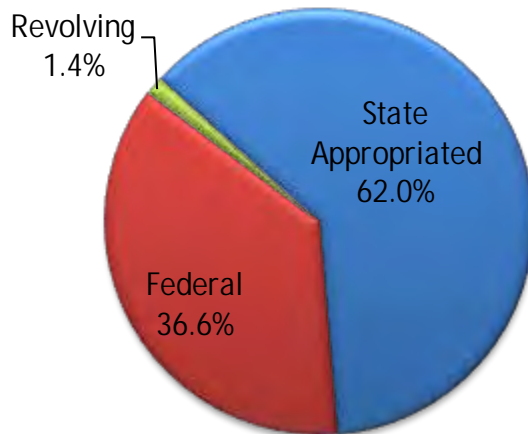
- General Operations
  - Employment Assistance Program
  - Technical Assistance
  - Advocacy
  - ADA Assistance
  - HRDS Classes
  - Disability Etiquette Training
- Client Assistance Program (CAP)
- ISD Data Processing

## Office of Disability Concerns

### FY-2016 Budget by Program



### FY-2016 Revenue by Source



#### Accomplishments Over The Past Year:

- Helped over 2,500 Oklahomans with their disability concerns;
- Client Assistance Program handled more than 130 cases with over 800 contacts;
- Completed over 75 trainings and events on disability awareness;
- Participated in the Governor's Economic and Workforce Development Council, the Central Oklahoma Workforce Investment Board, United We Ride, Department of Rehabilitation Policy Committee, and ARDC; and
- Joined with or hosted multiple events including a state agency career fair, police and community training, and disability awareness training at Tinker Air Force Base.

#### Goals For The Upcoming Year:

- Provide a readily available up-to-date resource for Oklahomans with disabilities to assist in identifying available services throughout the state;
- Maintain the agency's status as the technical resource for our state concerning disability issues,

# Office of Disability Concerns

- concerns, laws, regulations and general application as well as working diligently with state policymakers on disability matters;
- Provide assistance with informational booths at professional occupational meetings, educational trainings, press releases and other publications, website and telephone requests, and referrals from other entities that assist people with disabilities;
  - Provide speakers statewide to discuss disability issues with businesses, governmental entities, and other interested parties;
  - Offer disability related training and resource material, including a wide range of engaging awareness training for interested groups, employers, businesses, associations and agencies;
  - Increase public awareness and understanding of the Office of Disability Concerns as an advocate and a guide to services for persons with disabilities;
  - Increase contacts for information/advocacy and training by 5% year over year;
  - Promote awareness and acceptance among the general public of the value and potential of persons with disabilities; and
  - Promote, coordinate and conduct a series of Ability Job Fairs throughout the state with the long-term goal of establishing a repeatable model for OK Works.

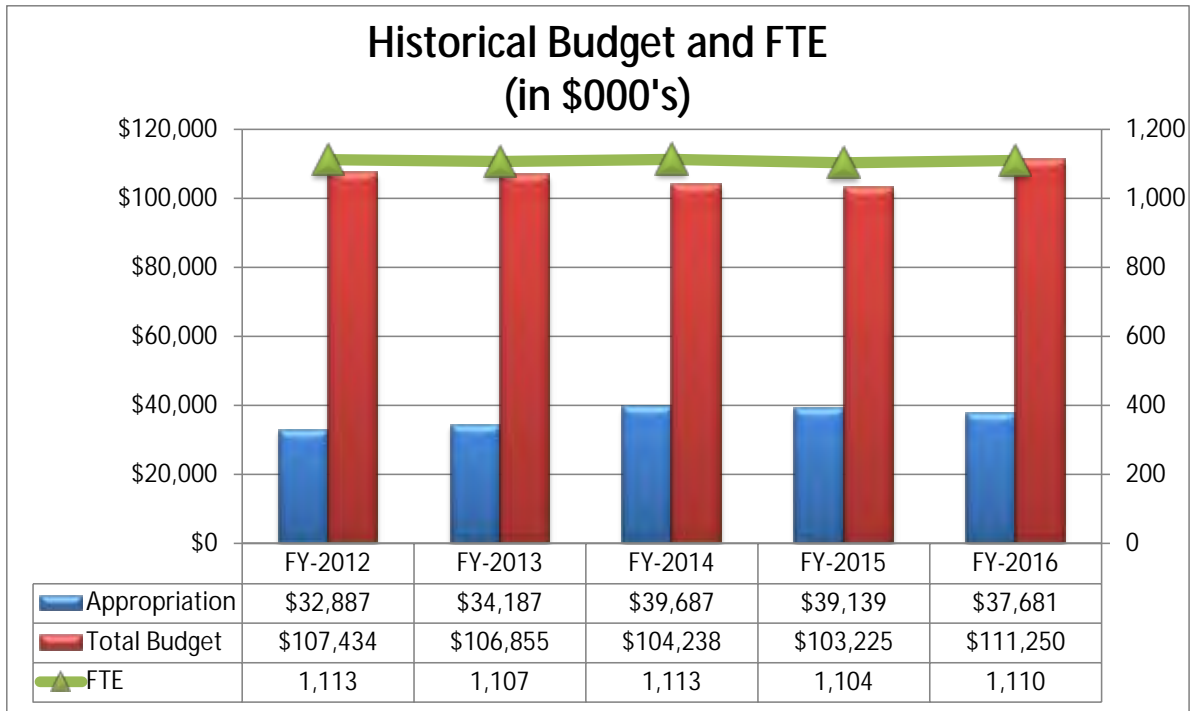
## **Major Agency Projects:**

- Organizing Ability Job Fairs in order for the disabled community to showcase their skills to both private and public employers;
- Working with the Guthrie Jobs Corps, Oklahoma Department of Human Services, Cobble Stone Counseling Services, Sisters in Motion, Civic Services Community Advocacy and John Vance Motors to conduct anti-bullying rallies;
- Hosting an event addressing good physical, mental, and social health; and
- Supporting technological advancement that assists the disabled population of Oklahoma, including working with a team of high school seniors on a STEM project at Tulsa Tech meant to monitor appropriate use of handicapped parking.

## **Savings, Efficiencies and Shared Services:**

- Created a resource database of available services, replacing an outdated and inefficient rolodex system;
- Reduced printing costs by placing most information on CD;
- Implemented the ACD phone system which eliminated the need of a receptionist by allowing callers to select through an automated list the help needed, with the system routing them directly to the appropriate agent; and
- Began utilizing shared services for payroll, purchasing, and budgeting.

# District Attorneys' Council



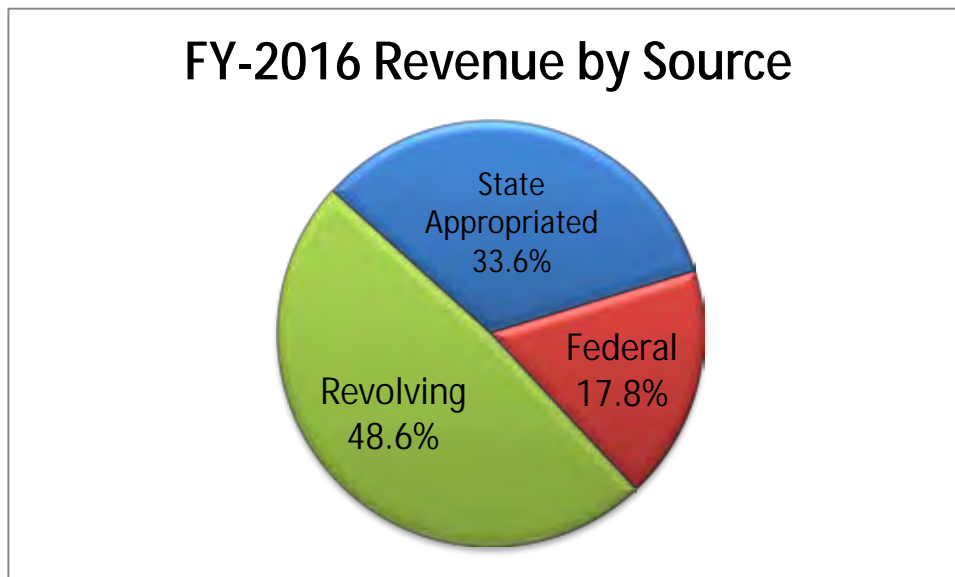
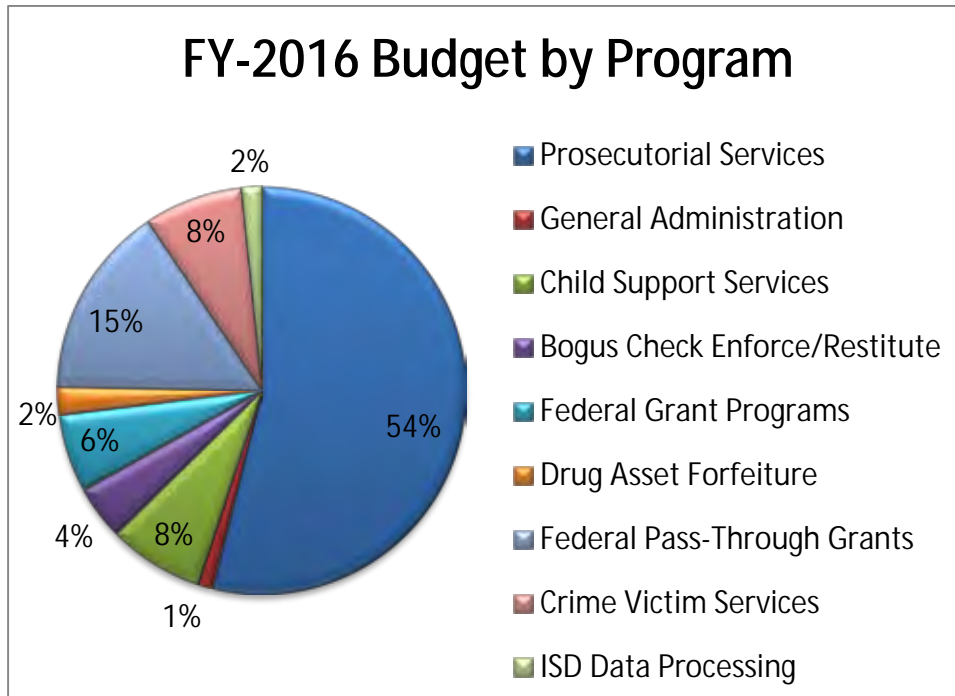
## Mission:

The mission of Oklahoma's District Attorneys is to protect the public through proactively advocating as Ministers of Justice for public safety and welfare, and through educating and collaborating with communities, law enforcement, and policy makers while supporting our staff through personal and professional development and peer support.

## Programs:

- Prosecutorial Services
- General Administration
- Child Support Services
- Bogus Check Enforcement/Restitution
- Federal Grant Programs
- Drug Asset Forfeiture
- Federal Pass-Through Grants
- Crime Victim Services
- ISD Data Processing

## District Attorneys' Council



### Accomplishments Over the Past Year:

- Restructured training and legal divisions to improve efficiency;
- Redesigned information sharing to utilize print and electronic publication more effectively;
- Utilized webinars to improve training;
- Statewide encryption of all District Attorneys' Council (DAC) laptops and tablets; and
- Updated mission statement and development of a strategic plan.

# District Attorneys' Council

## **Goals For The Upcoming Year:**

- Develop effective methods to distribute information to DA offices, including improving electronic and online publications;
- Improve the agency website;
- Develop intranet and internal electronic information sharing;
- Continue to provide basic prosecution training to Oklahoma prosecutors;
- Provide two events to provide general training in compliance with state law; and
- Continue providing cost saving technical solutions that are reliable and innovative.

## **Major Agency Projects:**

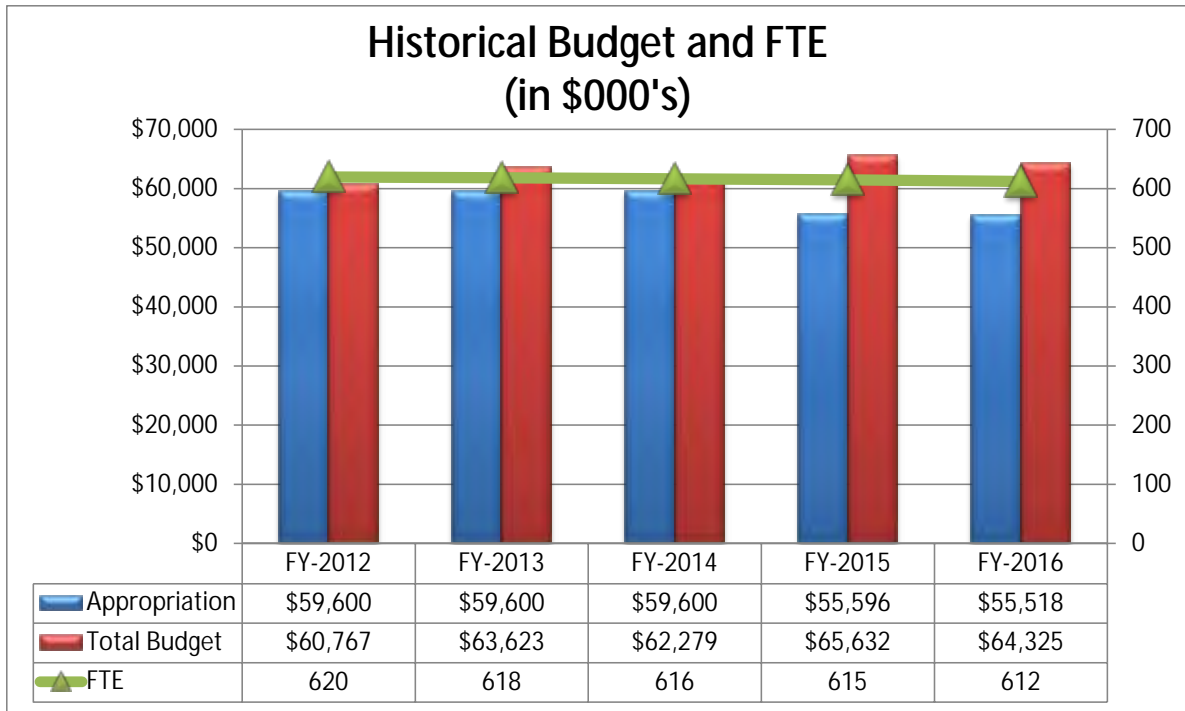
- Creating information sharing opportunities, both inside and outside of the agency;
- Resource development;
- Continuing development of agency messaging system; and
- Continuing the upgrade of the agency network infrastructure.

## **Savings, Efficiencies and Shared Services:**

- Eliminated full time receptionist – now utilize part time staff to save benefits cost;
- Utilization of the JustWare case management system;
- Continued implementation of the Grant Management System; and
- Elimination of Human Resource Officer with integration of responsibilities to other positions.

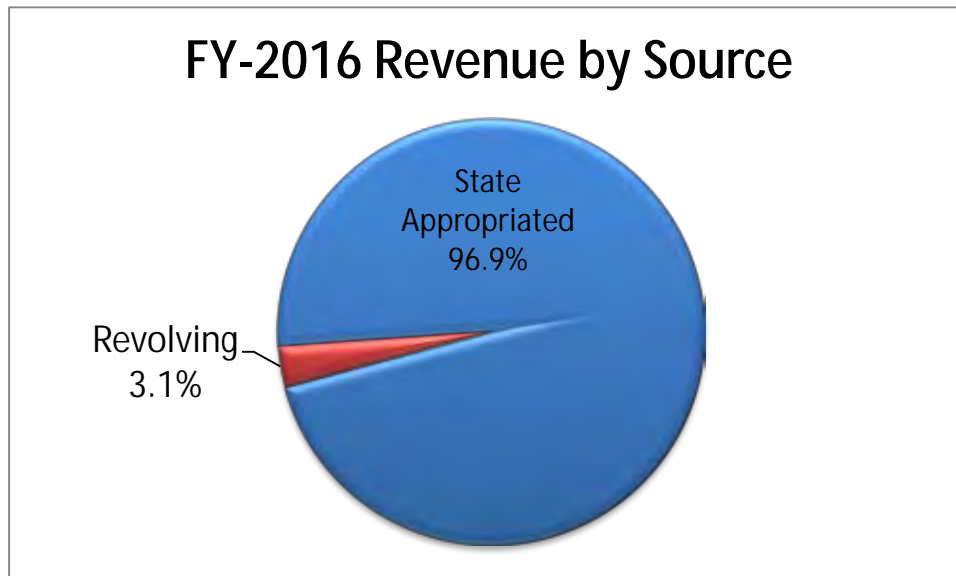


## District Courts



### Mission:

The mission of the District Courts is to provide a fair and impartial justice system.



### Accomplishments Over the Past Year:

By increasing the availability of alternative dispute resolutions, the Courts have decreased caseloads.

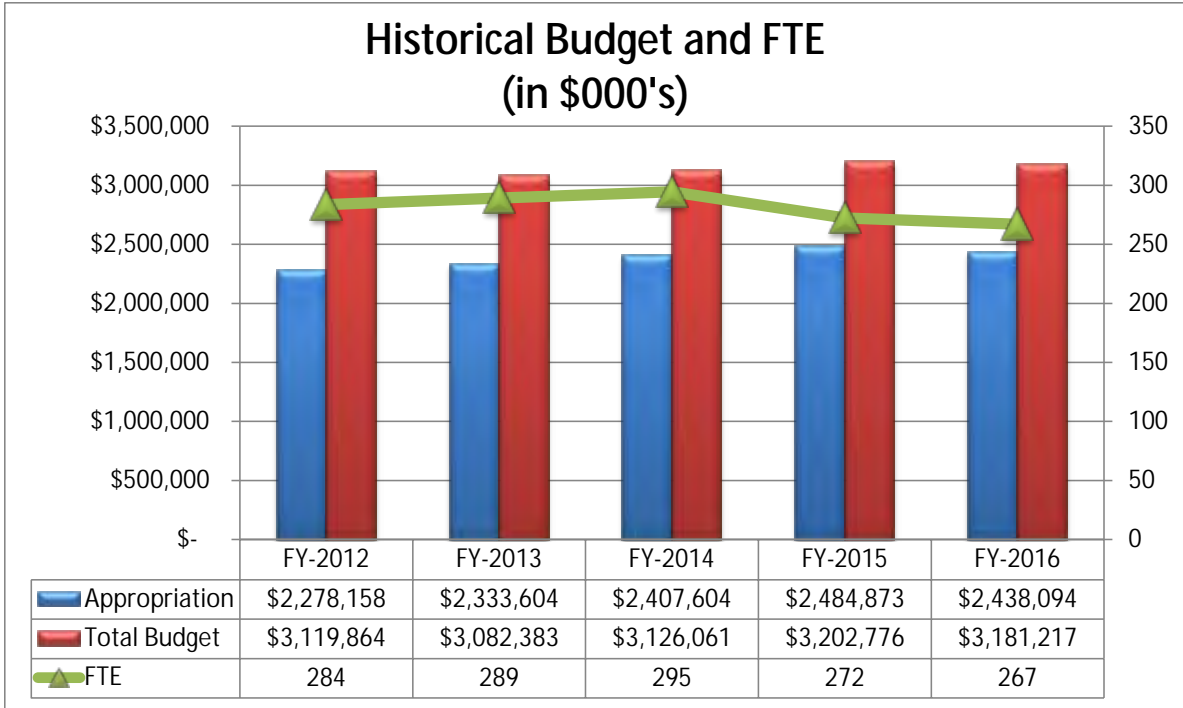
### Goals For The Upcoming Year:

During FY-2017, the Courts will continue to provide a fair and impartial justice system.

### Major Agency Projects:

The Courts are implementing systems for electronic jury management and alternative dispute resolution.

# State Department of Education



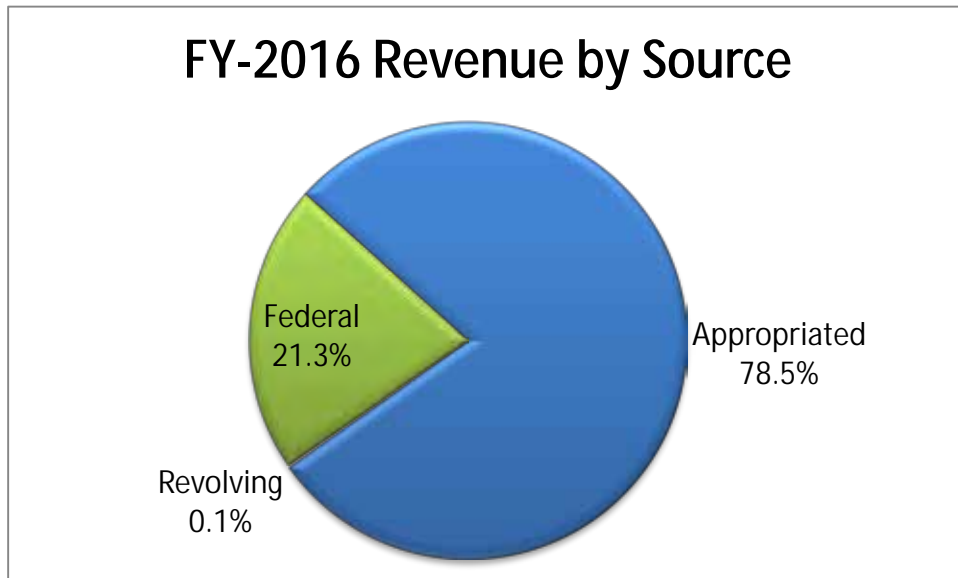
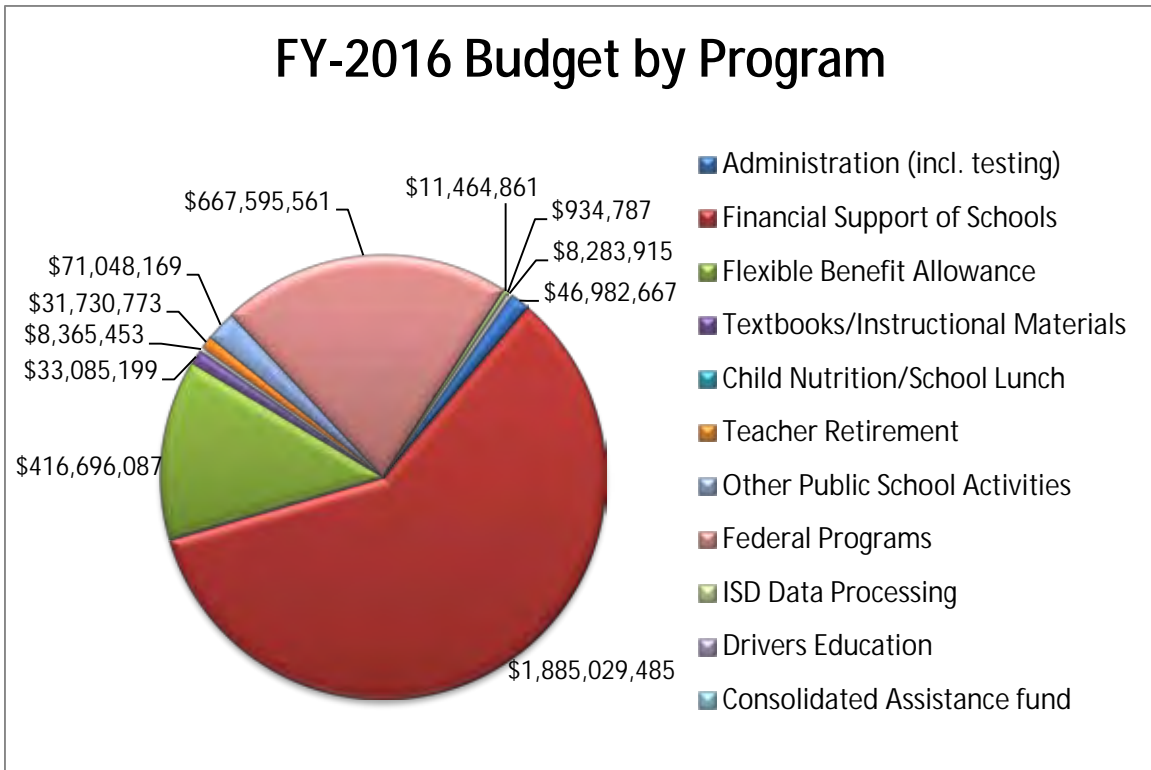
## Mission:

The Oklahoma State Department of Education (OSDE) champions excellence for all Oklahoma students through leadership, engagement and service.

## Programs:

- Academic Affairs
- Curriculum & Instruction
- State & National Assessments
- School Support
- Parent & Community Engagement
- Quality Schools/School Improvement Planning
- Operations
- Special Education
- Federal Programs
- State Aid
- Accountability
- Educator Effectiveness
- Teacher Certification
- Teacher and Leader Effectiveness
- Accreditation
- Education Data Management

# State Department of Education



### Accomplishments Over The Past Year:

- Oklahoma Academic Standards: Writing teams for English Language Arts and Mathematics standards were selected in mid-2015 and have released multiple drafts of the new standards as they have been revised. The process has been inclusive, interactive and intensive. More than 3,000 comments have been submitted through town halls, focus groups, surveys, expert reviews and content consortiums. The new, more rigorous standards will enable Oklahoma to see increased proficiency in reading and mathematics and improved scores on the National Assessment of Educational Progress (NAEP) and college entrance exams. Additionally, they will incorporate

# State Department of Education

- employability skills and focus on the application of math, reading, and writing to enable students to be better prepared for Oklahoma's workforce needs.
- **Teacher and Leader Effectiveness (TLE):** The TLE Commission and the State Board of Education will approve a list of quantitative measures to be used in evaluations for teachers and leaders in non-tested grades and subjects in accordance with state statute. OSDE is on track to have full implementation of the TLE evaluation system by the 2017-2018 school year.
  - **Reading Sufficiency Act (RSA):** Oklahoma students are seeing gains in reading due to the hard work of teachers in implementing RSA. The number of fourth-grade students scoring at least proficient in reading increased from 65 to 70 percent in the 2014-2015 school year. OSDE expects to see continued improvement in reading under the RSA reform.
  - **Educational Attainment:** Oklahoma's 2014 NAEP scores for reading in grade four showed significant improvement, putting Oklahoma above the national average. Oklahoma students showed growth in three of four grade/subject combinations: fourth-grade reading and math and eighth-grade reading. Additionally, Oklahoma students saw increased attainment in ACT scores. Eighty percent of the 2015 graduating class took the ACT while maintaining current achievement levels — 22% of students met all benchmarks.
  - **Increased Capacity and Service:** Through efforts like #Elevate, OSDE is seeking to spotlight innovative and inspiring stories and practices unfolding in public schools across the state. Additionally, OSDE is building a network of more than 20 advisory councils with more than 500 people serving to make recommendations to improve Oklahoma education for all students. OSDE also has refocused the agency's mission toward better serving its constituents. One example is the newly created Office of School Support, which has visited more than 300 schools this school year.

## Goals For The Upcoming Year:

- **Oklahoma Academic Standards (OAS):** The State Board of Education will submit the new English Language Arts and Mathematics Standards to the Legislature for review at the beginning of the legislative session. Upon approval, OSDE will begin implementation efforts including curriculum guidance and frameworks, professional development for teachers and administrators and parent guides.
- **Teacher and Leader Effectiveness (TLE):** OSDE believes it is important to have an evaluation system for teachers and leaders to ensure all students have the best opportunity for success. OSDE will continue implementing both the qualitative and quantitative components of TLE with fidelity.

## Major Agency Projects:

- **Teacher Shortage:** Superintendent Hofmeister has commissioned a Teacher Shortage Task Force to recommend immediate and long-term solutions to the Legislature, regulatory agencies, internal policy and the community at large. The Task Force is expected to make recommendations in the areas of certification, compensation, recruitment and retention, and community action projects, among others.
- **Red Tape Task Force:** Superintendent Hofmeister has formed a Red Tape Task Force with the goal of eliminating unnecessary administrative burdens in an effort to focus increased attention on classrooms and students. The Task Force will take a close look at scrapping dated processes with an eye toward strengthening efficiencies in schools. The Task Force is expected to make initial recommendations to be considered by the 2016 Legislature, the State Board of Education and the OSDE. The recommendations will focus on internal policies that will free up time and resources.
- **Advisory Councils:** OSDE will continue to build its advisory council network, bringing together representatives from a wide spectrum of fields and arenas — business and industry, nonprofits, the faith-based community, education and others — to provide feedback on major issues facing public education in the state.
- **OSDE Education Strategic Plan:** OSDE will finalize and begin to implement its Strategic Plan, setting goals for educational attainment and detailing strategies for success. This focus will help the agency work to guarantee that every Oklahoma student has access to a high-quality, equitable

# State Department of Education

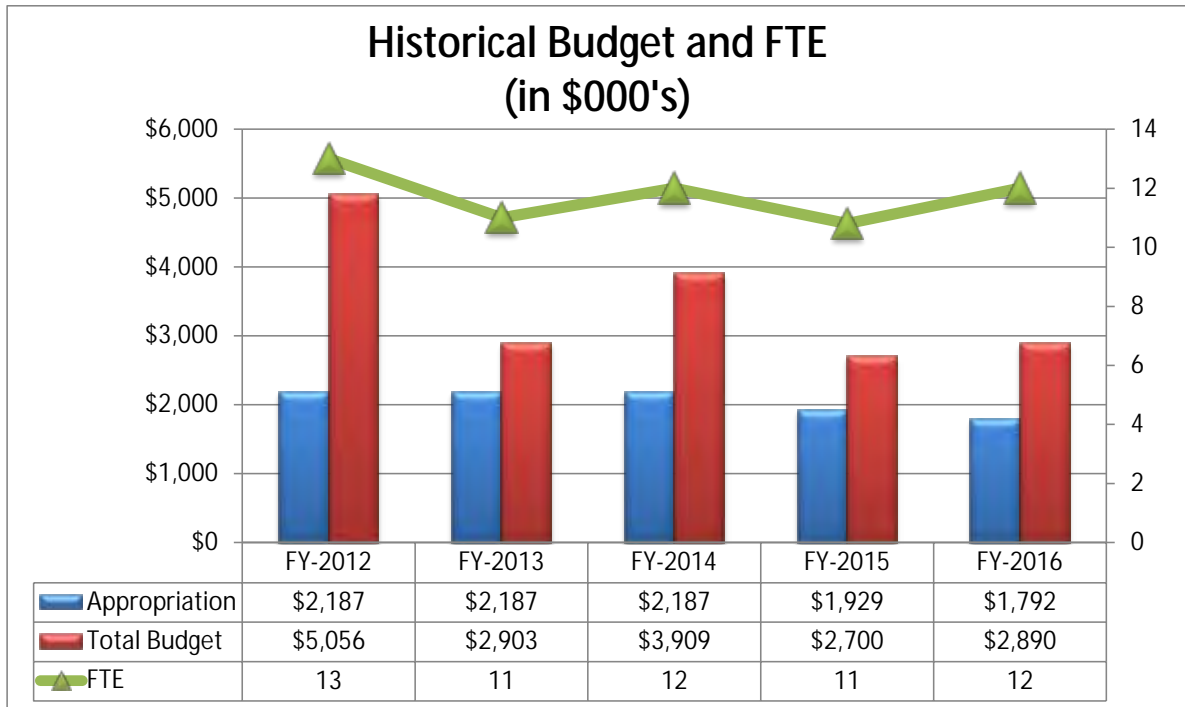
education; foster a positive working environment both internally and externally to provide quality service, support and leadership; and to ensure a system that supports recruiting and retaining highly qualified teachers and leaders.

- **ESEA Flexibility Waiver:** As required by USDE to continue the ESEA Flexibility Waiver, the OSDE will submit documentation related to USDE requirements for standards, assessments, accountability, and teacher and leader effectiveness by August 2016.
- **Implementation of State Academic Standards:** Curriculum frameworks will be developed by Oklahoma educators to share best practices for standards implementation for English language arts and mathematics. Professional development for effective standards implementation for educators will begin in summer 2016 and continue throughout the 2016-2017 school year.
- **Teacher Equity:** In 2015, Oklahoma submitted its Teacher Equity Plan, which was recognized by USDE as exemplary in leadership development and collaboration with teacher preparation. In 2016, OSDE will pursue strategies that focus on professional development for teachers and leaders and focused work with select priority schools to study their equity issues.
- **Building Capacity:** OSDE is committed to increasing capacity for leadership and teaching. OSDE recently announced Lead to Succeed (L2S), an intensive Leadership Development program providing scholarships for 25 principals to become empowered to implement change at their school sites. Research-based and proven, the training will emphasize strategic planning, digital literacy, content area best practices and community engagement, among other priority areas. OSDE will focus on increasing teaching capacity by implementing a Teacher Residency Program pairing Oklahoma's best teachers with new first-year teachers to help them become acclimated to the classroom and learn best practices. Electronic resources for regional training for mentors and mentees are scheduled to be released on OSDE's website in January 2016.

## **Savings, Efficiencies and Shared Services:**

- **IT Consolidation and Data Management:** Continuing partnership with OMES ISD has led to standardization of IT systems, better data security standards, and technology solutions. OSDE is also better managing its data through the use of a formal Data Governance process and a newly created Education Data Management Office (EDMO). These efforts will reduce the reporting burden on districts, improve data quality, and increase transparency of OSDE while maintaining student data privacy in accordance with state and federal laws. Accomplishing these goals will provide a stronger analytical capability to OSDE and other government entities for data-driven decision-making.
- **Purchasing:** Continued use of e-pro for acquisition of goods and services has created efficiencies in the purchasing process and establishes an audit trail.
- **Interagency Cooperation:** OSDE has agreements with the Department of Mental Health and Substance Abuse Services and the Department of Career and Technology Education to share FTEs for related services, resulting in savings of approximately \$70,000.
- **Human Resources Division (HRD):** As part of the human resources modernization plan, HRD has updated the recruitment system from NeoGov to JobAps, hosted by OMES. The conversion of recruitment systems allows HRD to broaden the applicant pool, evaluate vacancy exposure, reduce spending and increase customer service.
- **Building Capacity:** OSDE is committed to provide training for all staff in areas such as Microsoft applications, data security and privacy. The training platform selected is a cost-effective way to improve job performance and offer career development. Additionally, increasing efforts for electronic record keeping has resulted in reduction of paper consumption and storage costs while providing faster access to critical information.
- **Professional Development (PD):** OSDE's ability to utilize webinars and video conferencing to provide technical assistance and PD for schools has reduced travel costs for OSDE and school districts. Using in-house printing, video and audio resources for agency-sponsored PD events also has proven to be cost effective. OSDE has hired an Executive Director of Professional Development to ensure PD needs are met across the state while encouraging efficiencies.

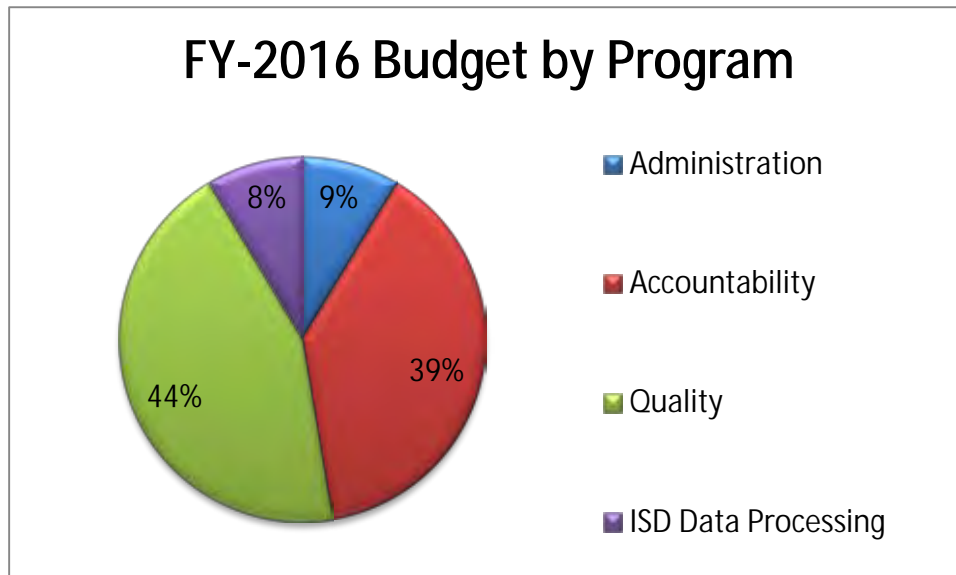
# Office of Educational Quality & Accountability



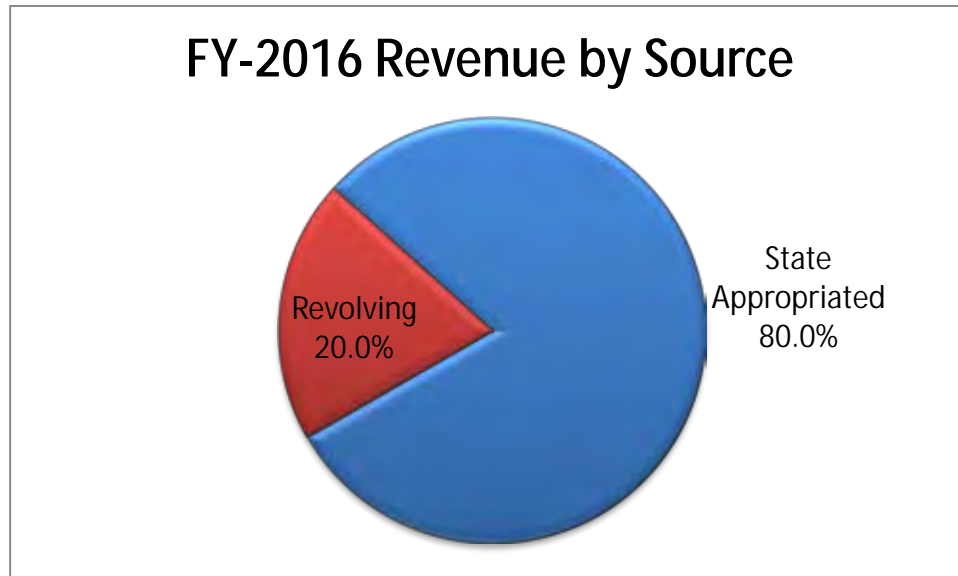
\*Per SB1797 in 2012, the Office of Accountability (previously a division in the State Regents of Higher Education) became independent as the "Office of Educational Quality and Accountability" (OEQA) effective January 1, 2013. Additionally, SB1797 consolidated the OEQA and the Oklahoma Teacher Preparation Commission (OCTP), effective July 1, 2014. The appropriation from FY-2012 through FY-2014 includes both the OEQA and OCTP appropriations.

## Mission:

The Office of Educational Quality and Accountability (OEQA) supports high level student performance by ensuring quality evidence based educator preparation, improving pre-kindergarten through post-secondary school efficiency and effectiveness, and providing comprehensive statistical information for all stakeholders.



## Office of Educational Quality & Accountability



### Accomplishments Over Past Year:

- Implemented Data Literacy Toolkit for P-12 Instructional Leaders;
- Conducted in-house school performance reviews for districts of 300 students or less;
- Conducted in-house school performance review for EPIC Virtual Charter School;
- Worked with universities to implement clinical alliance model;
- Provided all teacher licensure exams on-line;
- Redeveloped subject area tests for teacher licensure exams;
- Developed Academy for alternative certified teachers (pilot/Lawton Schools);
- Developed Oklahoma Educational Indicators for the Key Economic Network (KENS) regions as related to Governor's Oklahoma Works initiative; and
- Partnered with Oklahoma State Department of Education on Federal Equity Study for the United States Department of Education.

### Goals for Upcoming Year:

- Continuation of the subject area redevelopment of tests for teacher licensure exams;
- Phase-in over the next three years school performance reviews for all Oklahoma Virtual Charter Schools;
- Continuation of academy for alternative certified teachers and offer to at least three school districts;
- Lead universities/colleges of education in implementation of new National CAEP Accreditation Standards for Oklahoma teacher education preparation programs;
- Continue partnership with Oklahoma State Department of Education;
- Continue to search for ways to present and use the Oklahoma Educational Indicators data; and
- Increase the number of National Board Certified Teachers in Oklahoma (through scholarships).

# Office of Educational Quality & Accountability

## **Major Agency Projects:**

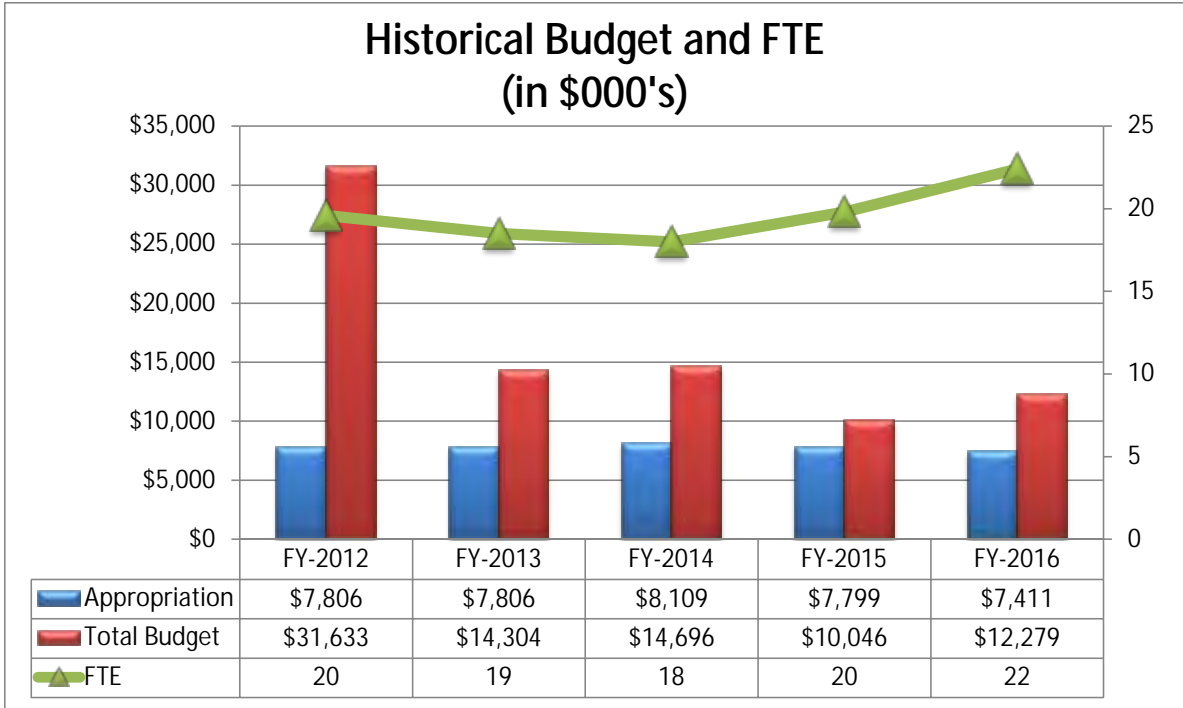
- Redevelopment of licensure exams;
- Address issues and collaborate with stakeholders on the Oklahoma teacher shortage;
- Work with P-12 schools on data literacy implementation; and
- Performance Reviews for all Oklahoma Virtual Charter Schools.

## **Savings, Efficiencies and Shared Services:**

- Conducting in-house school performance reviews;
- Limiting out-of-state travel;
- Basing expenditures on basic agency needs; and
- Reducing subscriptions and membership fees/dues.

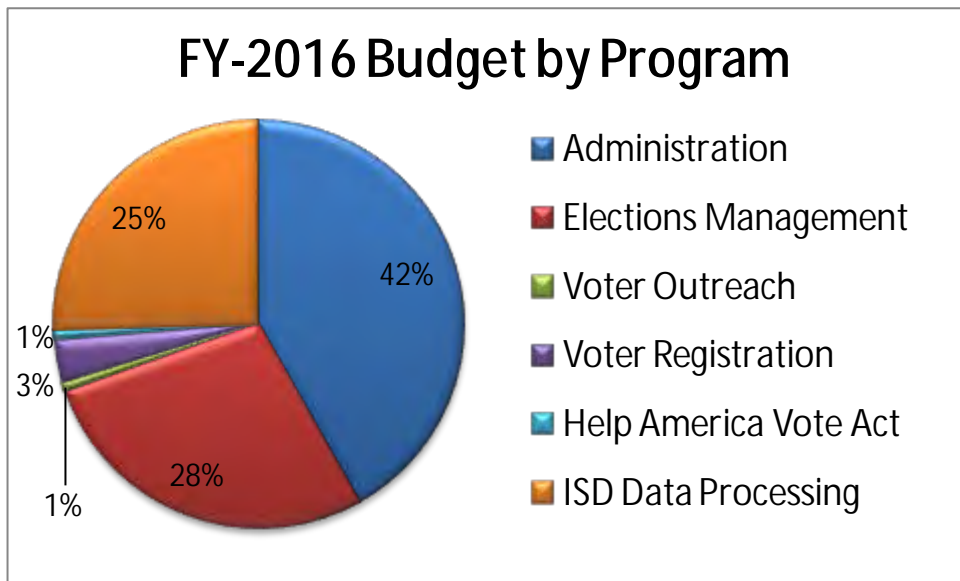


# State Election Board

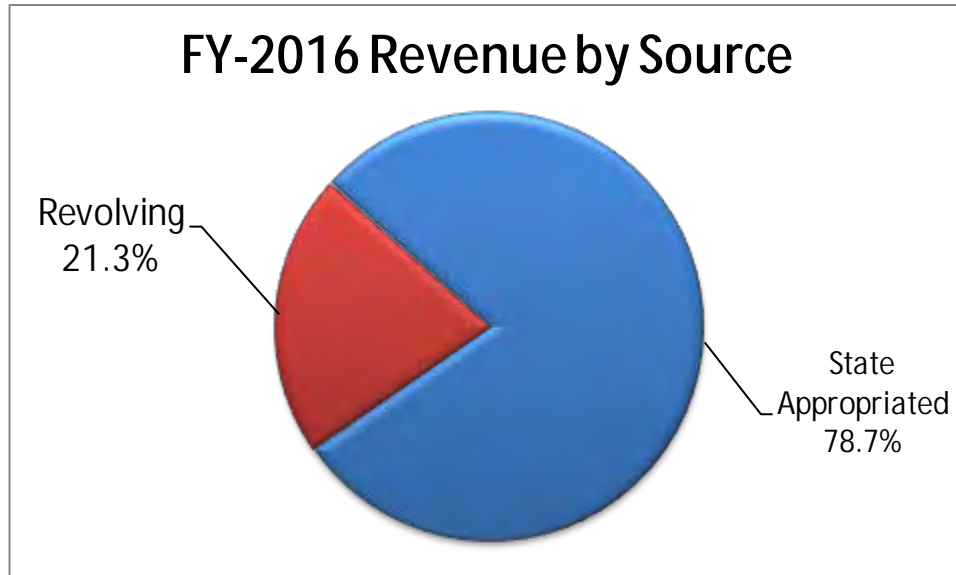


**Mission:**

The mission of the Oklahoma State Election Board is to achieve and maintain uniformity in the application, operation and interpretation of the state and federal election laws with a maximum degree of correctness, impartiality and efficiency.



## State Election Board



### **Accomplishments Over The Past Year:**

- In FY-2015, the State Election Board conducted the 2014 Runoff Primary and General Elections, as well as a Special Primary Election for State Senate District 11;
- Processed approximately 208,000 voter registration applications with approximately 107,000 being new registrations;
- Sent address confirmation mailings to 252,768 voters in the state; and
- Prior to the statewide elections in 2014, the State Election Board launched an online voter tool that is available to all registered voters from our website. The online tool can be used to check voter registration, polling place location, absentee ballot status (if applicable) as well as view sample ballots for upcoming elections.
- The Oklahoma Military and Overseas Ballot Online (OMOBO) system launched successfully in 2014 and continues to be utilized by Uniformed and Overseas Citizens and their spouses/dependents. We have received very positive feedback regarding the OMOBO system.

### **Goals For The Upcoming Year:**

- Conduct two candidate filing periods and four statewide elections; and
- Prior to the 2016 elections, introduce an electronic method for voters to use when making application for absentee ballots.

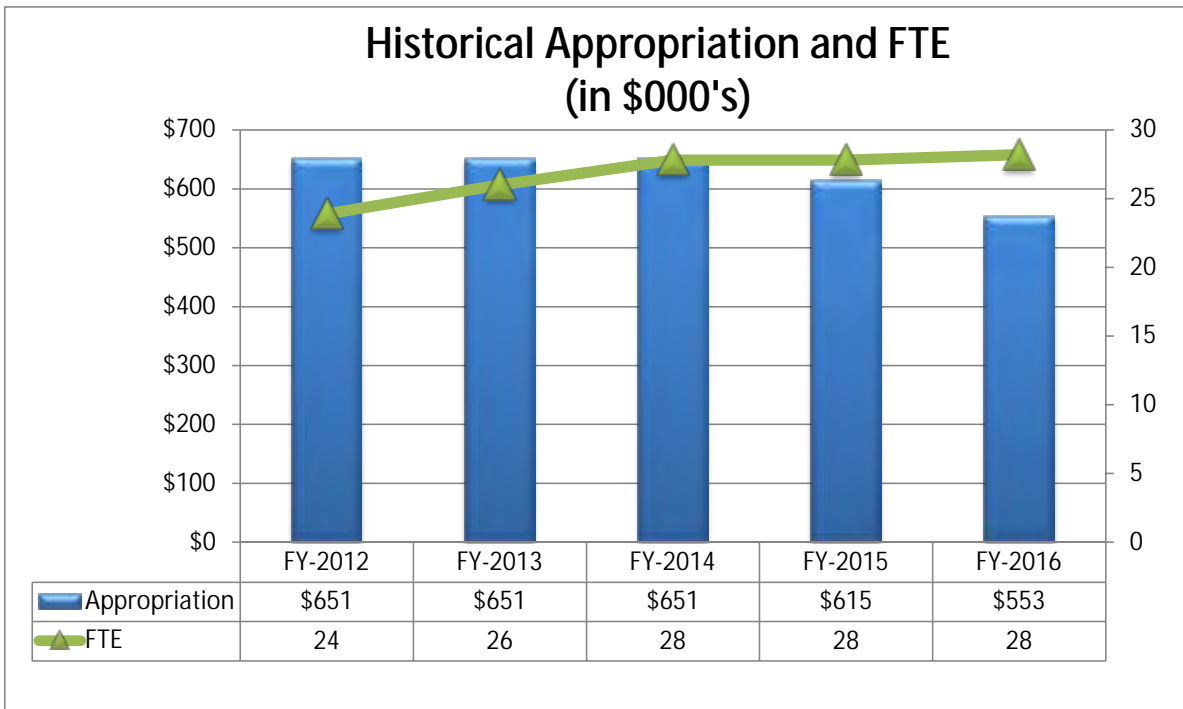
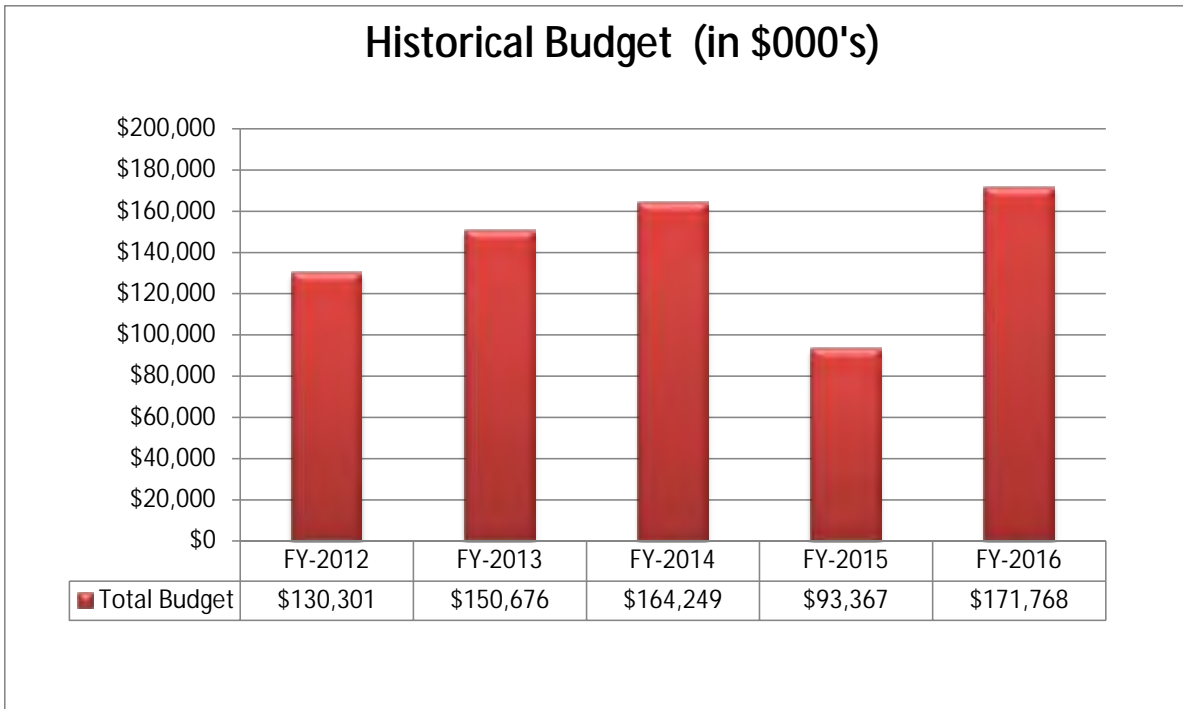
### **Major Agency Projects:**

The State Election Board will work with the Department of Public Safety to develop and implement the provisions of SB 313 that authorizes an online voter registration application process.

### **Savings, Efficiencies and Shared Services:**

- The State Election Board utilizes many shared services through OMES that includes telecommunication services such as email and telephone.
- Contracted with OMES for financial services, including budget preparation and accounts payable; and
- Contracted with the Attorney General's office for half-time legal services.

# Emergency Management, Oklahoma Department of



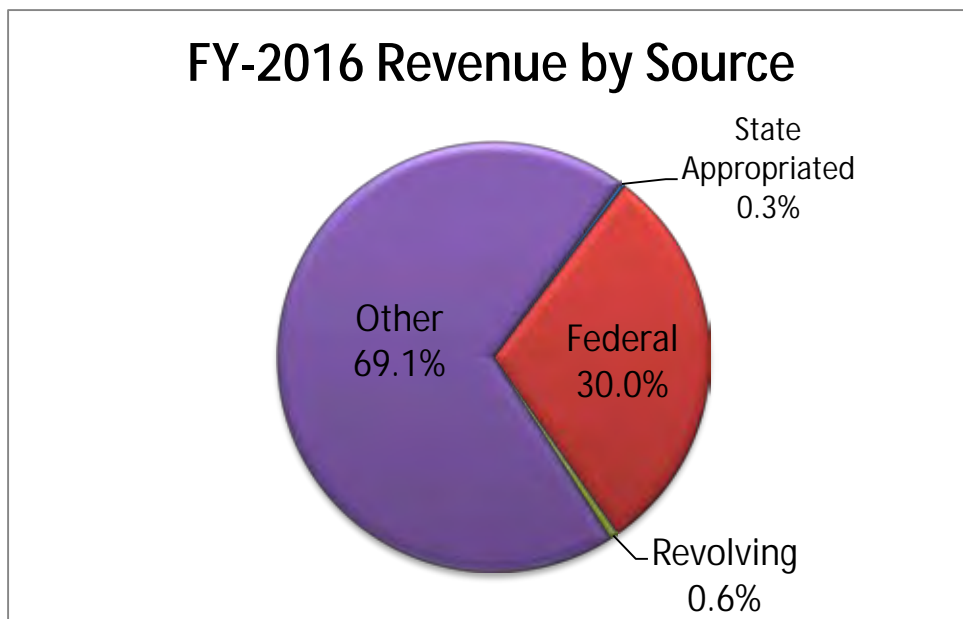
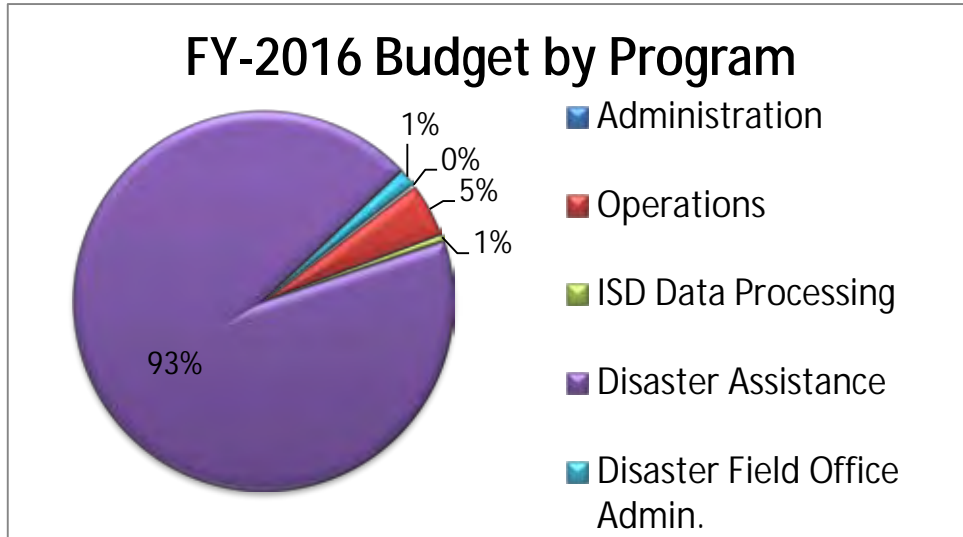
**Mission:**

The Oklahoma Department of Emergency Management (OEM) is required by law to prepare for, respond to, recover from and mitigate against any natural or manmade disaster which can affect the citizens of Oklahoma.

# Emergency Management, Oklahoma Department of

## Programs:

- Administration
- Operations
- State Disaster Relief
- Disaster Assistance
- ISD Data Processing



## Accomplishments Over the Past Year:

- Last year, OEM delivered more than \$48 million in federal disaster assistance and \$4 million in state disaster assistance through the State Emergency Fund and FY '2016 is estimated to surpass these numbers. This disaster assistance benefitted individuals and business owners, as well as municipalities, counties, school districts, rural water districts and electric cooperatives impacted by

# Emergency Management, Oklahoma Department of

Oklahoma disasters and emergencies including tornadoes, wildfires, floods and ice storms.

- A total of 88 local jurisdictions were approved to receive \$1.9 million to fund local emergency management programs through the State Local Assistance Program (SLA). The SLA Program is funded by the Federal Emergency Management Agency through the Emergency Management Performance Grant and has a minimum 50% local cost-share requirement.

## **Goals For The Upcoming Year:**

- Close out a minimum of three Hazard Mitigation Grants and three Public Assistance Grants;
- Expand the Safe Schools 101 program to provide training and school building assessments statewide; and
- Launch new mobile app, OK Emergency, adding additional features for the app.

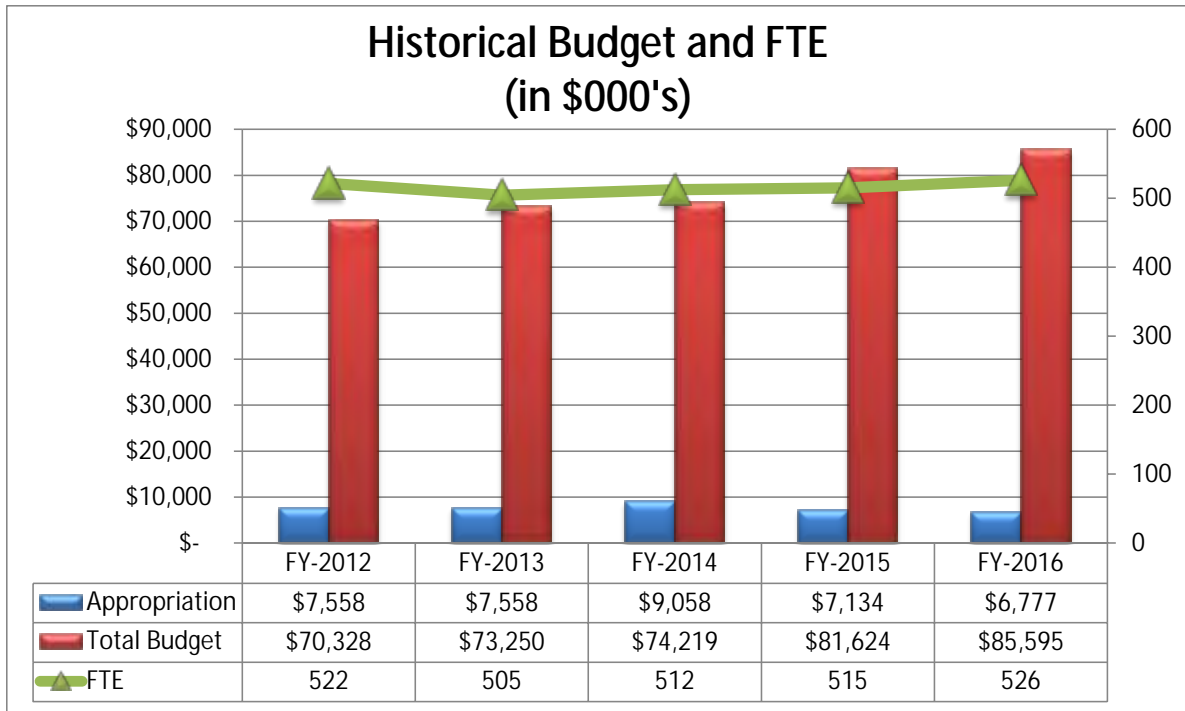
## **Major Agency Projects:**

- SoonerSafe Safe Room Rebate Program is now entering its fifth year, providing a 75% rebate – up to \$2,000 – to eligible Oklahomans who install above-ground or below-ground safe rooms. More than 45,000 people have registered for the program by going to [www.soonersafe.ok.gov](http://www.soonersafe.ok.gov) with more than \$4 million in rebates already delivered to Oklahoma homeowners.
- Safe Schools 101 trains architects, engineers, emergency managers and other local officials to assess school buildings for safe refuge areas already existing in schools as well as options for new safe rooms. Classes feature lecture, hands-on exercises and on-site assessments for local schools.
- OK Emergency mobile app, completed in 2015, provides severe weather preparedness information for Oklahomans before a disaster and the latest updates from emergency management partners when a disaster occurs. The Department is working to add additional features to the app and will launch an accompanying website with the next phase of development.
- OEM distributes an average of \$70 million in Public Assistance and Hazard Mitigation grants to sub-recipients annually.
- The agency continues to maintain and support the State Emergency Operations Center.

## **Savings, Efficiencies and Shared Services:**

- OEM utilizes the State Attorney General's Office for legal services.
- The Human Capital Management division of the Office of Management and Enterprise Services (OMES) provides human resource services and payroll tax assistance.
- The Capital Assets Management division of OMES provides motor pool services.
- OEM used the State Auditor and Inspector for auditing services.

# Department of Environmental Quality



## Mission:

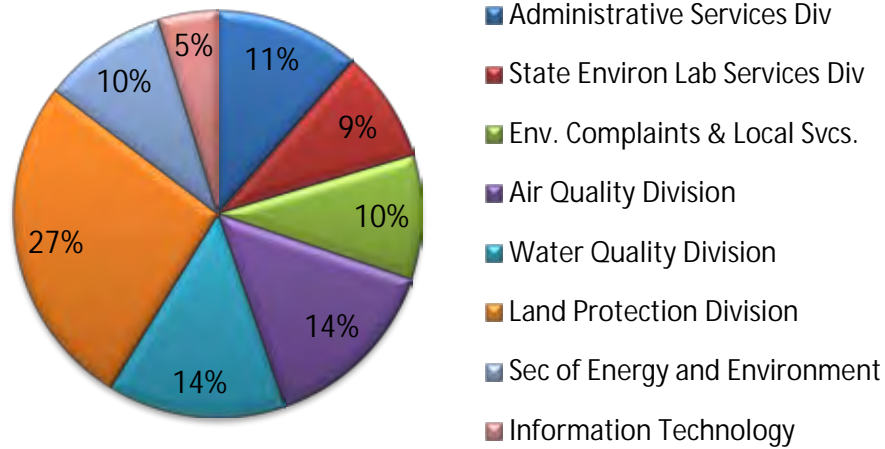
The mission of the Oklahoma Department of Environmental Quality (DEQ) is to enhance the quality of life in Oklahoma and protect the health of its citizens by protecting, preserving and restoring the water, land and air of the state, thus fostering a clean, attractive, healthy, prosperous and sustainable environment.

## Programs:

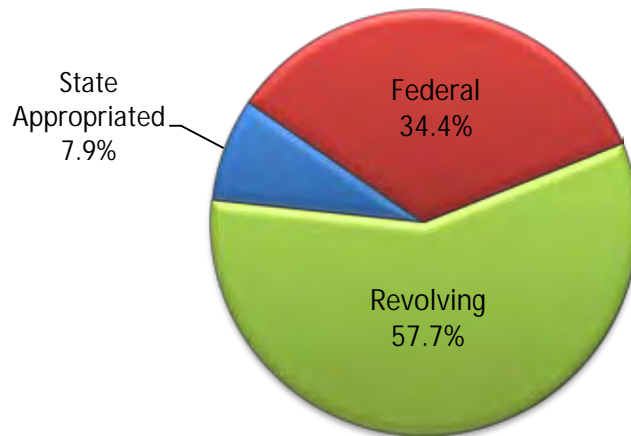
- Administrative Services Division
- State Environmental Lab Services Division
- Environmental Complaints & Local Services
- Air Quality Division
- Water Quality Division
- Land Protection Division
- Secretary of Energy and Environment
- Information Technology

## Department of Environmental Quality

### FY-2016 Budget by Program



### FY-2016 Revenue by Source



### Accomplishments Over The Past Year:

- Provided broad Cross-Program Training which created a multi-year program to provide cross-training to all divisions on technical subject matter;
- Increased focus on succession planning, with some divisions providing advanced leadership training to ensure that newer employees understand the agency's processes and managerial needs;
- The agency disseminated information to the general public, regulated community and, state and local leaders through social media. Since 2014, the agency's Facebook page and Twitter account have garnered a lot of attention. DEQ recently began posting employee profiles which not only helps the public better relate to the agency, it also boosts employee morale. This effort significantly increased the number of "followers" that the agency has. It has been so popular that the Oklahoma Water Resources Board plans to adopt the practice.
- Built a more transparent agency by creating a greater online presence to secure the trust of stakeholders (the general public, regulated community, and state and local leaders). DEQ plans to post information online that hasn't previously been available in that manner.
- An online tool has been created to help residents make informed decisions about emergency

# Department of Environmental Quality

- planning. Residents can input their zip code and find oil and gas wells, cell towers that have large acid batteries, water plants, manufacturing facilities, and other types of facilities.
- Built on existing partnerships through industrial development and fostered collaborative efforts with the Department of Commerce to assist a company planning to construct a micro mill in Durant, Oklahoma .The micro mill is expected to create approximately 300 jobs in the Durant area.
  - Site cleanup of four former National Guard armories has been completed, along with a former gun-range property now owned by a state agency and a former smelter site.

## **Goals For The Upcoming Year:**

- Address Oklahoma's current and future water needs. DEQ plans to conduct outreach, specifically in southwestern Oklahoma and other parts of the state that continue to struggle with water issues. Topics may include reuse, conservation, regionalization, and water loss auditing.
- Improve internal communication and customer service by improving and building upon relationships with the general public, regulated community and others outside the agency. DEQ is also looking at how to improve intra-agency relationships, encouraging a more fruitful exchange of ideas between divisions, and fostering better communication throughout the agency.
- DEQ will improve the agency website by producing a comprehensively redesigned, updated, more user-friendly agency website, with easier navigation, enhanced features, and new information. The agency expects to unveil the new website during calendar year 2016.

## **Major Agency Projects:**

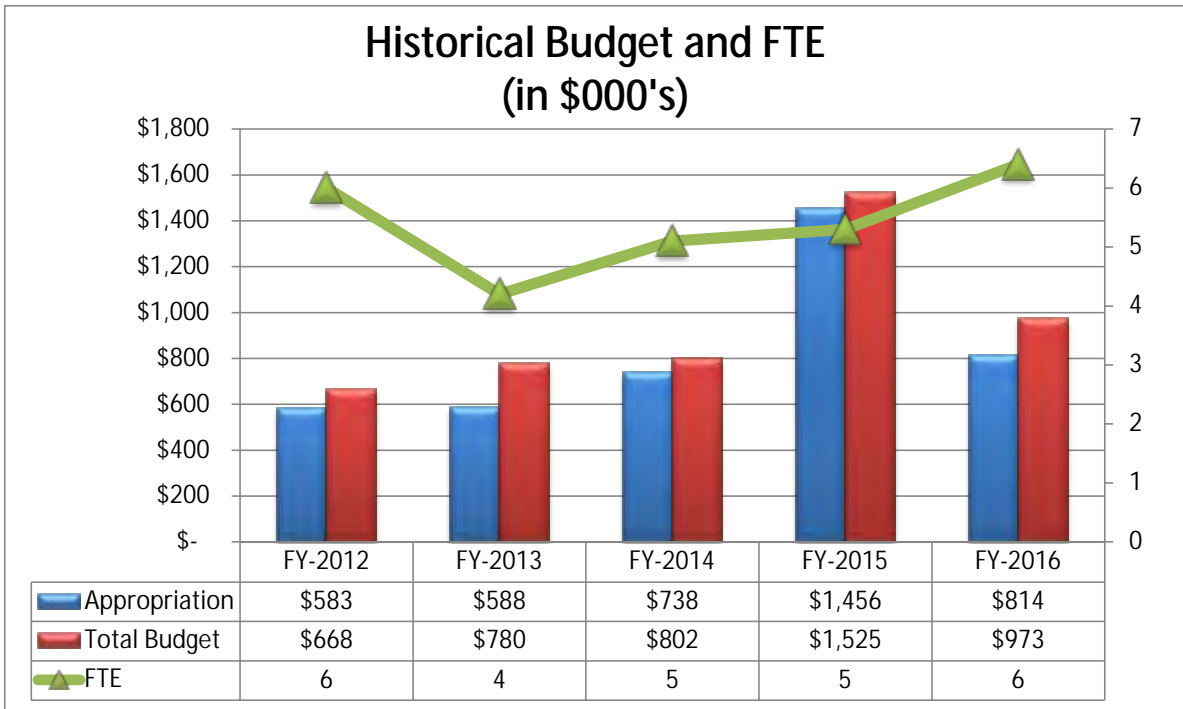
- Working with 40 volunteer small communities (with < 10,000 in population) to create one of the first of its kind Water Loss Audit Program by conducting audits and teaching auditing skills to benefit existing systems by:
  - Accurately billing customers;
  - Only treating the water needed by customers instead of losing water to leaks;
  - Conserving fresh water; and
  - Delaying costly expansions of existing treatment facilities.
- Providing education to schools on proper management of chemicals, pollution prevention, and regulatory requirements to help school districts reduce costs and liability, and increase staff/student safety.

## **Savings, Efficiencies and Shared Services:**

- DEQ is aggressively pursuing the Governor's goal of reducing electrical energy use 20% by 2020. Among the steps currently underway are replacing T8 light bulbs with LED bulbs and e-mailing to all employees monthly energy-saving tips and pointers. To date, the agency has seen approximately a 10% reduction in electrical power use. The projected return on investment on the light bulb replacement is less than two years. DEQ also recently replaced an old chiller with a much more energy-efficient one.
- Simplified processes to save time and eliminate wasted effort and resources. DEQ is undertaking "Lean" process review techniques for a few selected time-consuming and involved processes.
- The agency has reduced paperwork and associated costs to the agency. For example, the agency's Administrative Services Division has begun distributing handbooks electronically and has eliminated paper copies of certain types of employee reports provided between divisions.
- DEQ contracted to implement a web-based, e-permit management system to support four key permitting processes for those seeking construction and operating permits for minor sources, oil and gas general permits, area source general permits, and operating permits for Title V facilities.

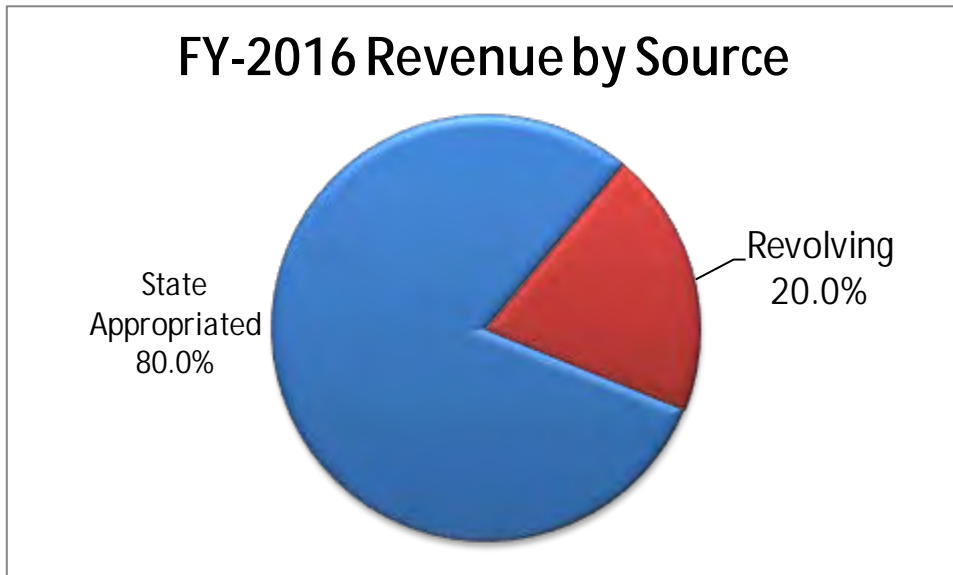


# Ethics Commission



## Mission:

The Oklahoma Ethics Commission is created by Article 29 of the *Oklahoma Constitution*. It has the Constitutional mission to promulgate rules of ethical conduct for state officers, employees, campaigns for elective state office, initiatives and referenda, including civil penalties for violations. An additional part of its Constitutional mission is to investigate and, when appropriate, prosecute in District Court alleged violations of those rules.



## Accomplishments Over The Past Year:

- The Commission put into effect all new Ethics rules concerning campaign finance regulation, lobbyist regulation, financial disclosure, and conflicts of interest;

# Ethics Commission

- Began implementation of new software for improved disclosure of campaign activity, lobbyist spending, and (for the first time) online reporting of financial disclosures;
- Began offering continuing education programs for its regulated community over the new Ethics rules; and
- Entered into two significant settlement agreements to settle investigations into campaign finance violations.

## **Goals For The Upcoming Year:**

- Develop processes for routine review and auditing of all filed lobbyist expenditure reports and all campaign reports;
- Implement continuing education programs for the regulated community that are offered on a continual and routine basis; and
- Begin routine assessment and collection of late filing and compliance fees following a newly implemented administrative hearing process.

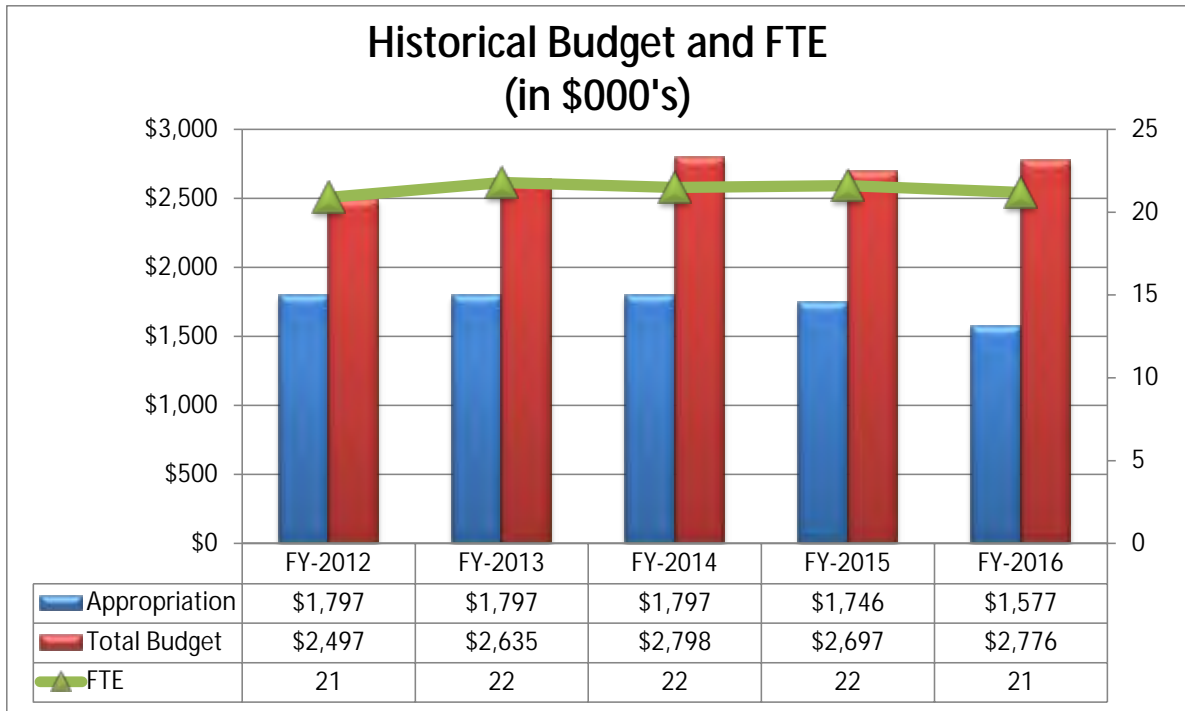
## **Major Agency Projects:**

Completion of software implementation for immediate online access to campaign and lobbyist reporting

## **Savings, Efficiencies and Shared Services:**

The Commission contracts with OMES for HR services, payroll, agency business services, and informational technology support.

# Fire Marshal, Oklahoma State



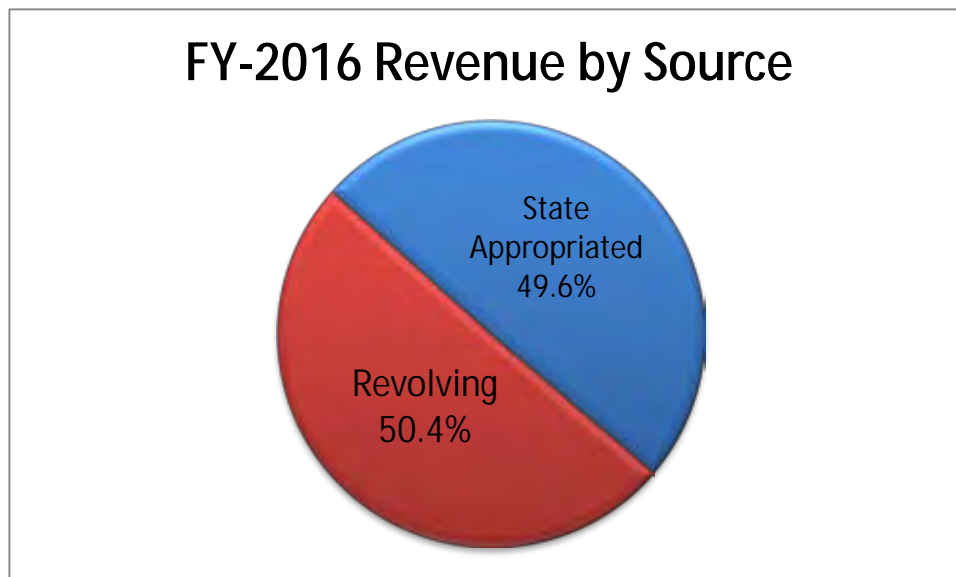
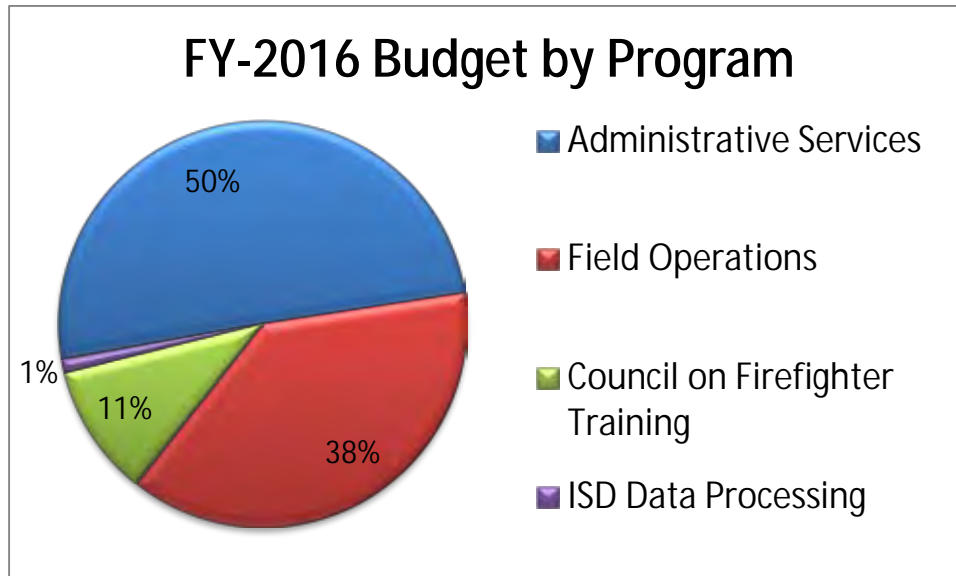
**Mission:**

The Oklahoma State Fire Marshal’s (OSFM) mission is to promote safety and awareness and reduce the loss of lives and property to the citizens and businesses of Oklahoma through public education, investigations, inspections, building plan reviews, code assistance/enforcement and statistical data collection.

**Programs:**

- Administrative Services
- Field Operations
- Council on Firefighter Training
- ISD Data Processing

## Fire Marshal, Oklahoma State



### Accomplishments Over the Past Year:

- Introduced iPads for field personnel to promote wireless communications, reduce paper, and more quickly report preparation and submittal;
- Increased annual fire department mandatory reporting up to 87% statewide;
- Leased CNG vehicles from the Office of Management and Enterprise Services (OMES) for several field personnel to promote the Governor's Natural Gas Vehicle Initiative; and
- Implemented licensing programs for Fireworks Display Operators (Shooters) and Fire Extinguisher Industry.

### Goals For The Upcoming Year:

- Obtain pole camera search system to assist with fire investigations and life safety code inspections;
- Decrease the required number of pages submitted with building plans to reduce paper and simplify

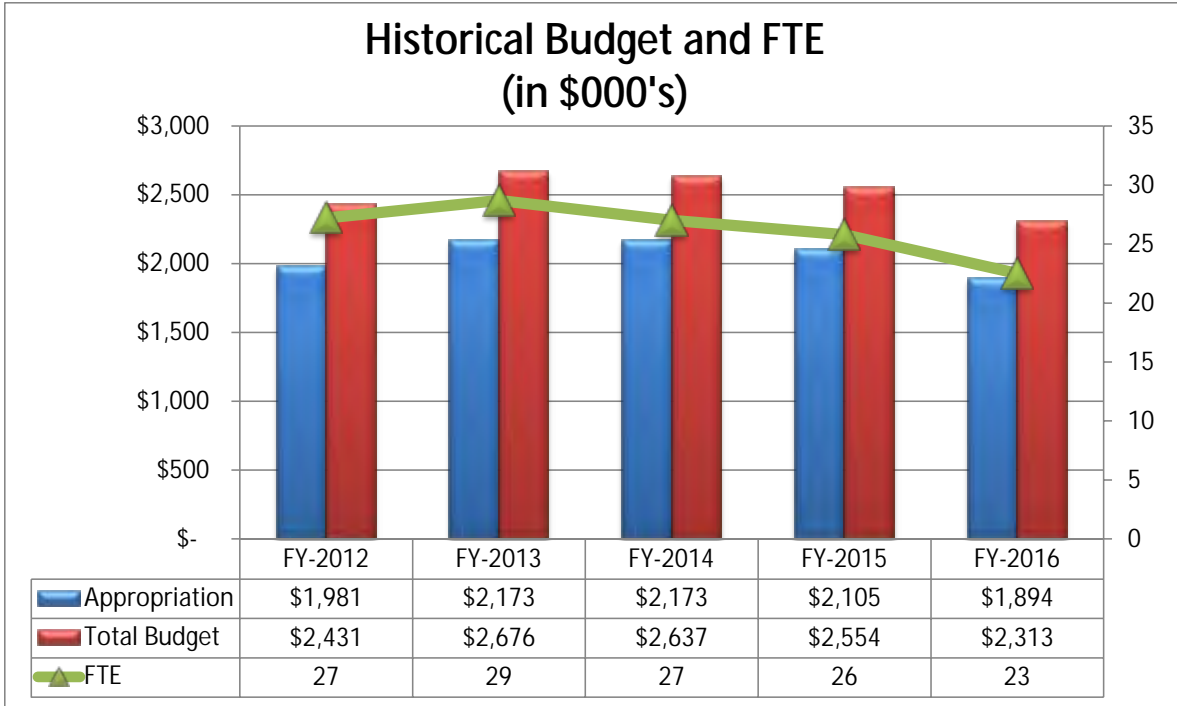
## Fire Marshal, Oklahoma State

- the plan review process;
- Provide training for agency personnel for fire extinguisher industry licensing and suppression system inspections; and
- Develop curricula for an 80-hour fire investigation course and an eight to sixteen hour introduction to fire investigation course for statewide fire departments and law enforcement entities.

### **Major Agency Projects:**

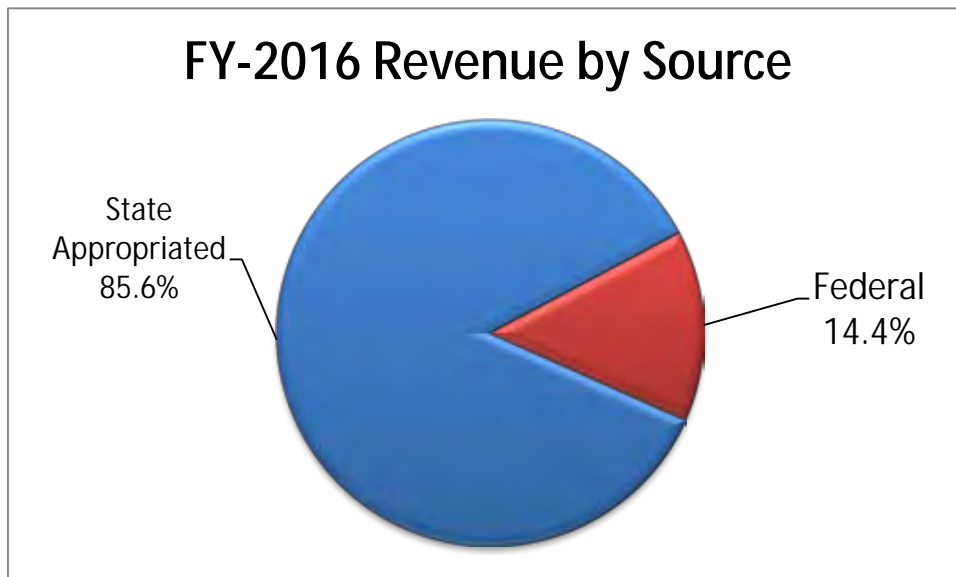
- Implementation of statewide VHF radio communication network; and
- Upgrading mobile communications trailer.

# Governor



## Mission:

As the Commander-in-Chief of the militia of the State, and the Supreme Executive power of the State, the Governor is vested with the authority to cause the laws of the State to be faithfully executed.



As Chief Magistrate of the State, the Governor is vested with “the Supreme Executive Power” by the Oklahoma Constitution.

At the beginning of each Legislative Session, the Governor presents budget recommendations and reports on the condition of the State of Oklahoma. Throughout the Legislative Session, every bill passed by the Legislature is sent to the Governor for review. At that time, the Governor signs the bill to approve it as law, or vetoes the bill sending it back to the Legislature, which can override a gubernatorial veto by a two-thirds vote.

# Governor

When any state office becomes vacant, the Governor, unless otherwise provided by law, appoints a person to the vacancy, in certain instances by consent of the Senate. Furthermore, the Governor serves as Commander in Chief of the state militia.

## **Additional duties of the Governor include:**

- Conducting the business of Oklahoma with other states;
- Granting commutations, pardons and paroles, and processing extraditions;
- Approving agency rules;
- Negotiating tribal compacts;
- Conserving the peace throughout the state; and
- Issuing executive orders on various matters including emergency declarations.

## **The Governor presides over, or is a member of, the following state boards and commissions:**

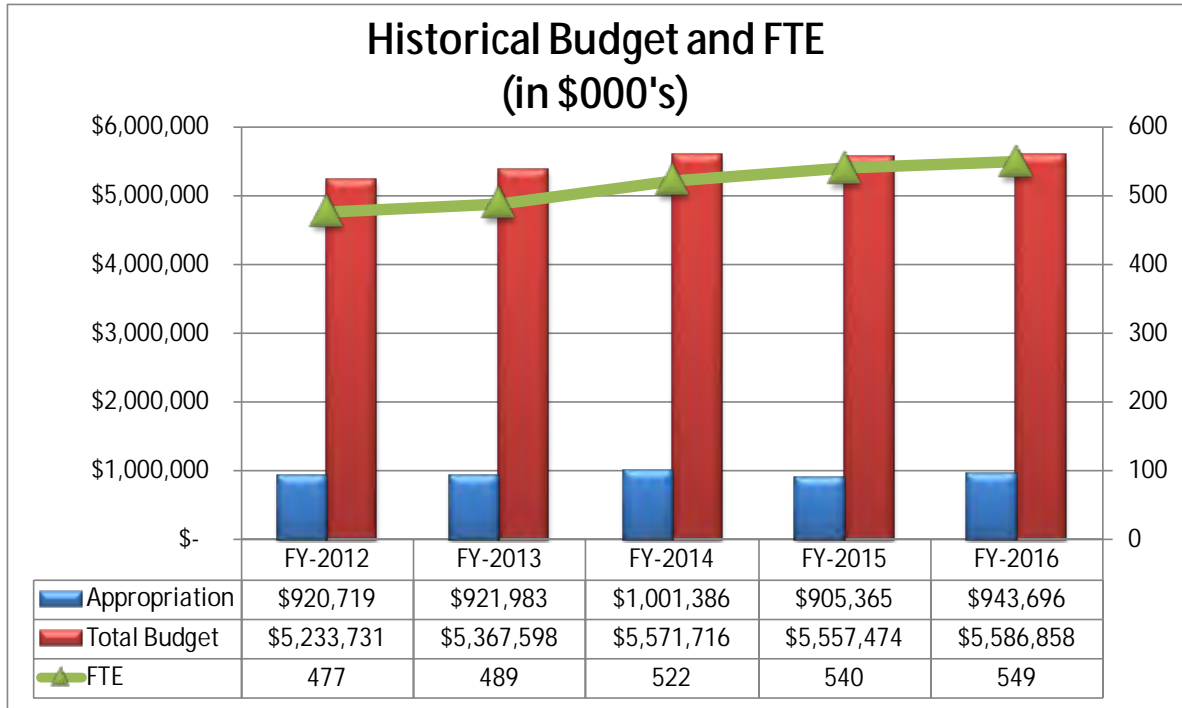
- Capital Improvement Authority (73 O.S. 152)
- Commissioners of the Land Office (70 O.S. 611)
- Contingency Review Board (74 O.S. 3605)
- Education Commission of the States (70 O.S. 506.1)
- Interstate Oil and Gas Compact Commission (52 O.S. 201)
- Oklahoma Capitol Complex Centennial Commission (73 O.S. 98.2)
- Oklahoma Historical Society (53 O.S. 1.6)
- Oklahoma Turnpike Authority (69 O.S. 1703)
- Southern Regional Educational Compact (70 O.S. 2127)
- Southern States Energy Board (74 O.S. 1052)
- State Board of Equalization (Article 10, Section 21)
- Transportation Commission (69 O.S. 302)

For more information, visit the [Governor's website](#).

## **Savings, Efficiencies and Shared Services in FY-2016:**

- Continued to drastically reduce paper usage by increasing electronic record keeping, submitting digital-only versions of record requests, streamlining invoice payments through electronic processing, and exclusive use of the state purchase card for every transaction that allows electronic payment;
- Eliminated all non-essential travel;
- Consolidated large-scale projects to one central printer/scanner/copier, reducing operations expenses;
- Combined multiple open FTEs into current positions instead of filling vacancies to reduce payroll expenses;
- Leased a CNG vehicle for daily travel, drastically reducing fuel costs; and
- Utilized shared services through the Office of Management and Enterprise Services (OMES) for all accounting, human resources, IT and purchasing.

# Health Care Authority



## Mission:

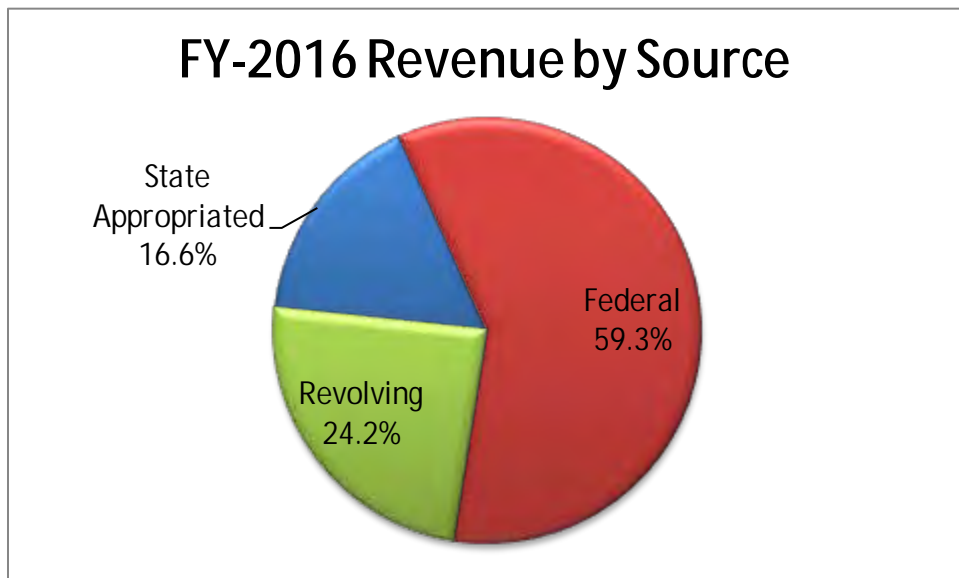
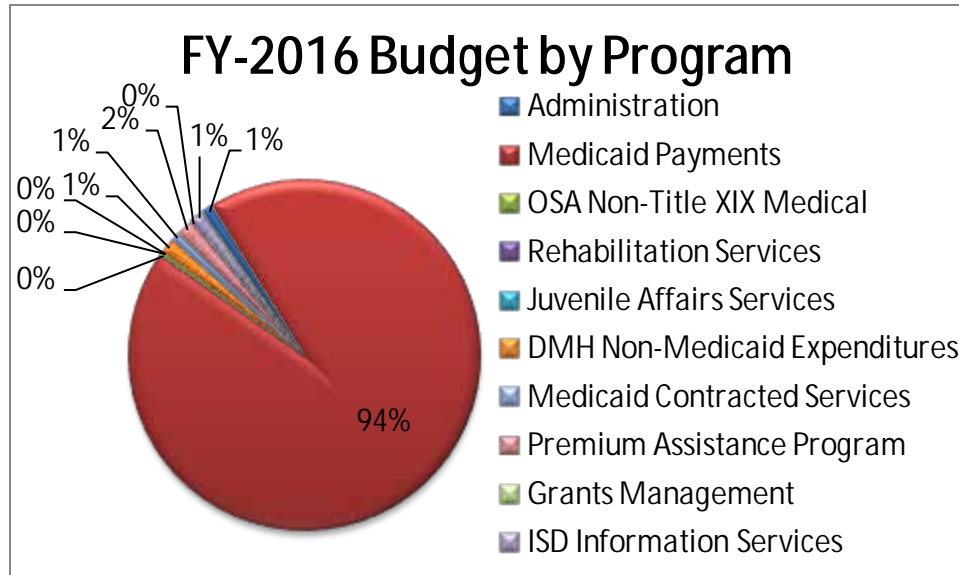
The mission of the OHCA is to responsibly purchase state and federally funded health care in the most efficient and comprehensive manner possible; to analyze and recommend strategies for optimizing the accessibility and quality of health care; and to cultivate relationships to improve the health outcomes of Oklahomans.

## Programs:

- SoonerCare Choice
- SoonerCare Traditional
- SoonerCare Supplemental
- SoonerPlan
- Oklahoma Cares
- Soon-to-be-Sooners
- Insure Oklahoma Employer-Sponsored Insurance (ESI)
- Insure Oklahoma Individual Plan (IP)



# Health Care Authority



## Accomplishments Over The Past Year:

- Services provided to 1,021,359 unduplicated members enrolled in SoonerCare (including Insure Oklahoma);
- Saw 17,611 enrollees and 3,711 businesses participating in the Insure Oklahoma program;
- Provided care for 71,713 SoonerPlan enrollees and 959 women needing further diagnosis or treatment for breast and/or cervical cancer through the Oklahoma Cares program;
- Increased the number of health care professionals participating in the SoonerCare provider network 8% from 39,726 to 42,899;
- Added additional SoonerCare Choice providers, increasing 11% from 2,252 to 2,501;
- Increased the average monthly enrollment in Health Area Networks by 12% from 109,194 to 121,891;
- Increased by 20% the number of unduplicated providers in the Health Area Networks;
- Saw an increase in the percentage of eligible professionals complying with meaningful use of Electronic Health Records (EHR), rising from 61% to 70%;

# Health Care Authority

- Improved the number of home online enrollment applications by 6% from 55% in SFY-2014 to 61% in SFY-2015;
- Grew the number of SoonerCare members utilizing tobacco cessation services by 24% from 21,610 members to 26,783;
- Decreased emergency room visits by 18% from 2013 to 2014;
- Created Afterhoursok, a new mobile and PC application to help our members and their providers locate other contracted providers who are open after traditional office hours; and
- Launched SoonerFit, a wellness initiative with the long-term objective of reducing the obesity rate in Oklahoma.

## **Goals For The Upcoming Year:**

- Increase enrollment in the Insure Oklahoma program;
- Improve the number of SoonerCare members receiving prenatal care within the first trimester;
- Add online medical services as a covered benefit;
- Implement Connect4Health text messaging program; and
- Expand case management services to include High-Risk and At-Risk pregnant members.

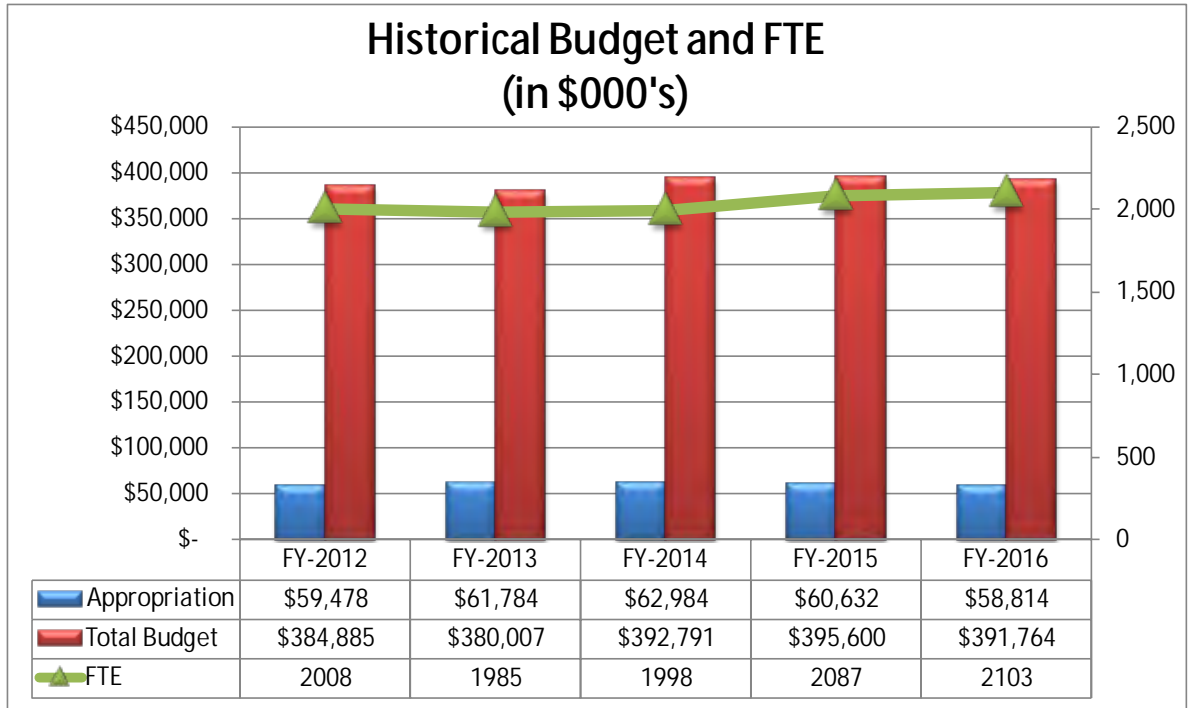
## **Major Agency Projects:**

- Implementing House Bill 1566, Aged, Blind and Disabled Care Coordination;
- Overseeing online enrollment for Insure Oklahoma;
- Expanding Insure Oklahoma's allowable employee size from 99 to 250;
- Continuing the Opioid and Drug Initiative; and
- Collaborating with the Oklahoma State Department of Health on quality improvement workgroups focusing on prescription drug abuse, tobacco cessation, childhood obesity, diabetes/hypertension and child immunizations.

## **Savings, Efficiencies and Shared Services:**

- Saved more than \$111.7 million through the State Maximum Allowable Cost program by limiting the price of generic drugs;
- Avoided costs of nearly \$182 million since 2008 with the implementation of the SoonerCare Health Management Program (HMP);
- Sustained enhancements to the Online Enrollment system have helped keep administrative costs down and made enrollment and renewal processes easy for members and partner agencies; and
- Continued to realize cost savings through innovative programs such as Patient Centered Medical Homes and HMP, both of which received independent reviews in SFY-2014.

# Oklahoma State Department of Health



## Mission:

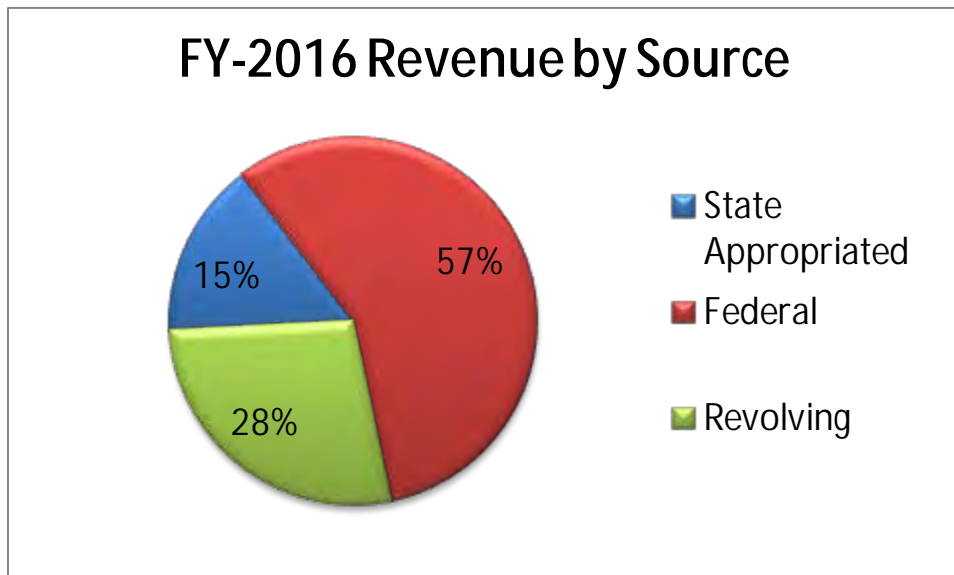
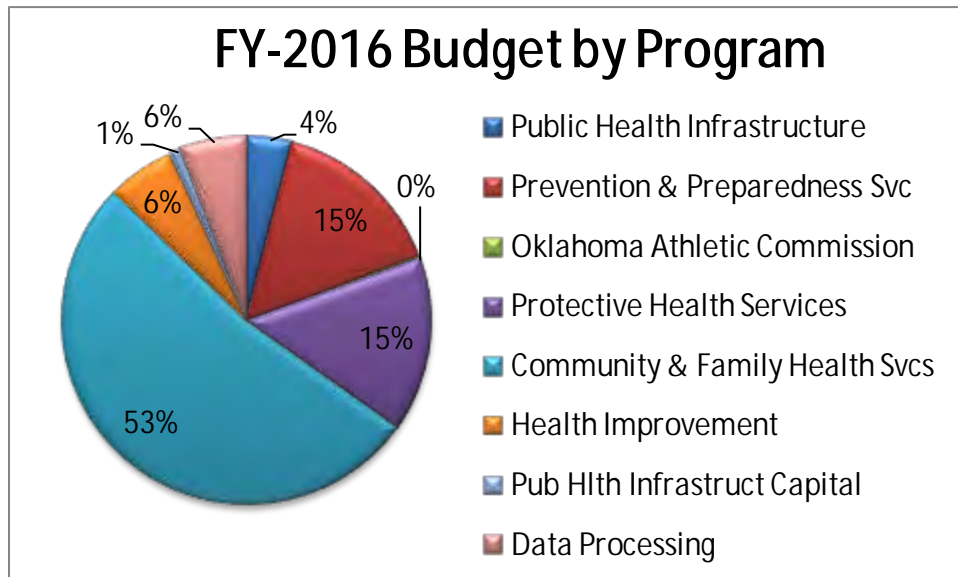
To protect and promote health, to prevent disease and injury, and to cultivate conditions by which Oklahomans can be healthy.

## Programs:

- Community and Family Health Services:
  - Child Guidance Services
  - County Health Departments
  - Dental Health Services
  - Family Support & Prevention Services
  - Maternal and Child Health Services
  - Nursing Services
  - Records Evaluation and Support
  - Sooner Start Services
  - Women, Infants and Children (WIC)
- Health Improvement:
  - Center for the Advancement of Wellness
  - Center for Health Innovation and Effectiveness
  - Center of Health Statistics
  - Partnerships for Health Improvement
- Prevention & Preparedness Services:
  - Acute Disease Services (Infectious Disease Control)
  - Chronic Disease Services
  - Emergency Preparedness and Response Services
  - HIV/STD Services (Surveillance and Prevention)
  - Immunization Services
  - Injury Prevention Services

# Oklahoma State Department of Health

- Public Health Laboratory
- Screening Special Services
- State Epidemiologist
- Protective Health Services:
  - Health Resources Development Services
  - Long Term Care Services
  - Medical Facilities
  - Quality Improvement Evaluation Services
- Public Health Infrastructure:
  - Office of the Chief Operating Officer
  - Consumer Health (Restaurant and Motel Inspections Sanitarians)



# Oklahoma State Department of Health

## **Accomplishments Over The Past Year:**

- Saw House Bill 1685 signed into law, requiring all public K-12 school property to be tobacco free;
- Launched the Oklahoma Health Improvement Plan (OHIP) 2020 in March of 2015;
- Finalized and commenced the agency strategic plan in August 2015 consistent with OHIP 2020;
- Implemented Fitness Gram in schools across Oklahoma with 247 school sites signing MOUs, 192 schools trained, and 9,879 individual students assessed;
- Reduced non-medically necessary births prior to 39 weeks by 96% among participating hospitals as part of the ongoing effort; and
- Oversaw a decrease in the adult smoking rate from 23.7% to 21.1% from 2013 to 2014.

## **Goals For The Upcoming Year:**

- Reduce adult smoking prevalence from 23.7% in 2013 to 18% by 2020.
- Decrease high-school aged smoking rates from 15.1% in 2013 to 10% by 2020;
- Shrink middle-school aged smoking rates from 4.8% in 2013 to 2% by 2020;
- Cut adolescent obesity from 11.8% in 2013 to 10.6% by 2020;
- Decrease adult obesity from 32.5% in 2013 to 29.5% by 2020;
- Reduce infant mortality from 6.8 per 1,000 live births in 2013 to 6.4 per 1,000 live births by 2020;
- Bring maternal mortality down from 29.1 per 100,000 live births to 26.2 per 100,000 live births by 2020;
- Lower infant, child and adolescent injury mortality from 15.2 per 100,000 in 2013 to 13.9 per 100,000 by 2020;
- Decrease the percentage of untreated mental illness from 86% to 76% by 2020;
- Reduce the prevalence of addiction disorders from 8.8% to 7.8% by 2020;
- Limit suicide deaths from 22.8 per 100,000 in 2013 to 19.4 per 100,000 by 2020;
- Lower heart disease deaths by 11% by 2020;
- Reduce potentially preventable hospitalizations from 1,656 in 2013 to 1,324.8 by 2020; and
- Limit annual state-purchased healthcare cost growth, through both the Medicaid Program and the State Employee Group Insurance Plan (EGID), to 2% less than the projected national health expenditures average annual percentage growth rate as set by CMS by 2020.

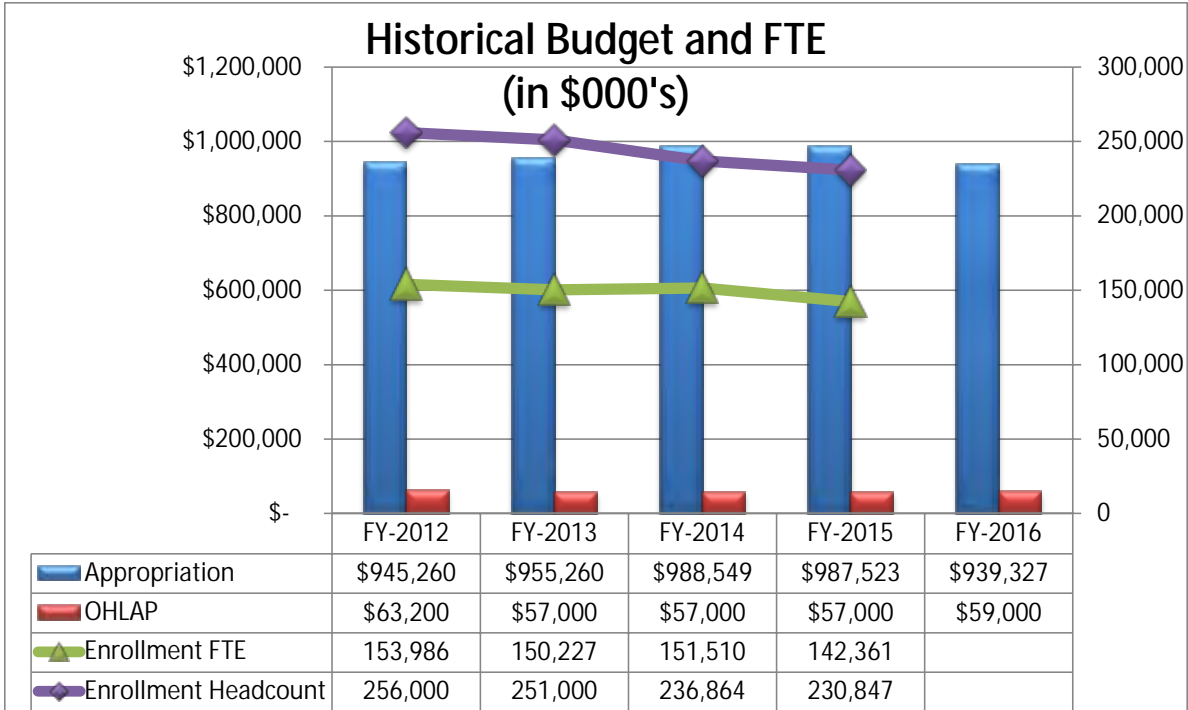
## **Major Agency Projects:**

- Continuing the national Collaborative Improvement and Innovation Networks (COIN) to reduce infant mortality by focusing on preconception/interconception care, prematurity, safe sleep, and social determinants of health;
- Launching the Health In All Policies (HiAP) project that is integrated with Governor Fallin's Oklahoma Works program;
- Completing a 16 month National Governors Association (NGA) Workforce Policy Academy in which an action plan for health workforce was developed with implementation continuing in FY-2017;
- Implementing the SIM Model Design grant to develop a State Health System Innovation Plan with a completion date of Spring 2016; and
- Proceeding with active traveler monitoring of persons returning from Ebola outbreak countries.

## **Savings, Efficiencies and Shared Services:**

- Reduced licensure application processing times from 7.4 days to 4.1 days, saving almost 17,000 work hours annually;
- Increased the percentage of electronic death records to 60% in 2014, up from 10% in 2011; and
- Decreased the median number of days from death to registration from 31 in 2011 to 11 in 2014.

# State Regents for Higher Education

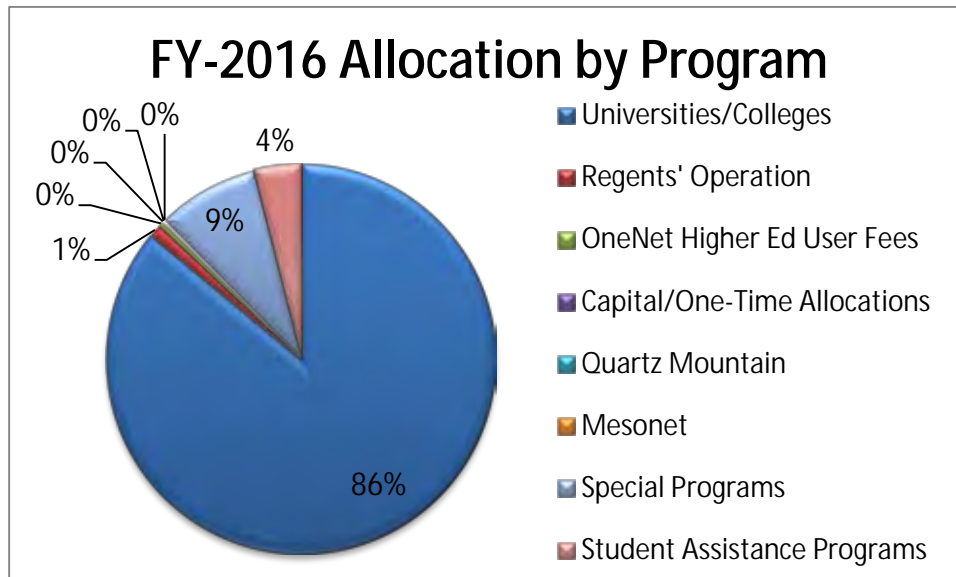


## Mission:

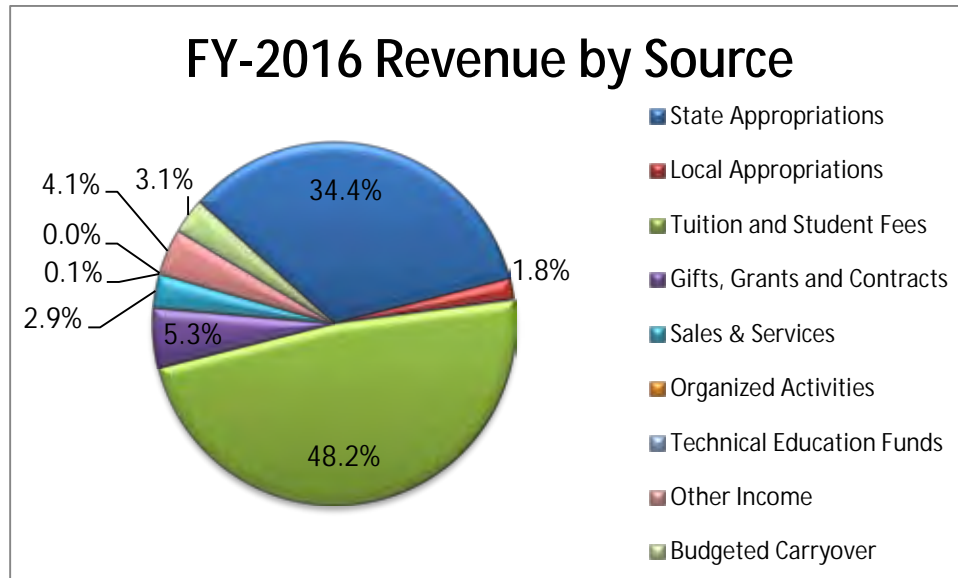
The mission of the Oklahoma State Regents for Higher Education (OSRHE) is to build a nationally competitive system of higher education that will provide education programs and services universally recognized for excellence, expand frontiers of knowledge and enhance quality of life.

## Programs:

The OSRHE system is comprised of 25 colleges and universities, including two research universities, 11 regional universities and 12 community colleges.



# State Regents for Higher Education



## Accomplishments Over The Past Year:

- Exceeded the Oklahoma's higher education Complete College America (CCA) system degree completion goal for third consecutive year. Oklahoma higher education institutions had a degree completion increase of 1,842, exceeding the 1,700 goal set by CCA Initiative.
- According to "Enterprising States" a project of the US Chamber of Commerce and the National Chamber Foundation, Oklahoma is ranked 5th lowest in college affordability and 17th in STEM job growth.
- The US Department of Education and the National Center for Education Statistics ranked Oklahoma 3rd in the country for average student cost of public 4-year institutions.
- Institute for College Access and Success reports that Oklahoma is ranked 5th in the nation with the lowest amount of student debt. The average student debt at state system schools is 33% below the national average.
- Forbes Magazine ranks Oklahoma as 2nd in the nation for the best state for recent graduates to locate and secure employment since 2008.
- Utilized Performance Funding Formula that emphasizes outcome measures for Oklahoma higher education institutions to receive additional funding. Oklahoma's Performance Funding Formula has been recognized by several national groups, including the U.S. Business Roundtable as "lead(ing) the nation in developing and implementing a performance funding for higher education."

## Goals For The Upcoming Year:

- Build upon the increase in number of degrees and certificates earned, by at least 1,700 each year, under the CCA initiative;
- Continue to ensure a seamless transfer of credit transfers among institutions in the state system through the Course Equivalency Project with a special emphasis on courses provided on-line;
- Provide additional resources to continue support for growth in concurrent enrollment program; and
- Provide additional Summer Academies throughout the higher education system with an emphasis on the Governor's STEM education initiative.

## Major Agency Projects:

- The top higher education priority continues to be the CCA Initiative. CCA is the most comprehensive and ambitious higher education initiative undertaken by the state of Oklahoma. The goal is to increase

## State Regents for Higher Education

the number of degrees and certifications earned in Oklahoma by 1,700 per year for 12 years, resulting in a 67% increase by 2023. The CCA initiative is part of a unified economic policy that involves the Governor, postsecondary education, career-tech, and business and industry. Working through the CCA leadership team and key Cabinet officials, the call has come from the Governor for these priorities to be central to job creation and workforce development in the present and future. The CCA and the National Governors Association's "Complete to Compete" action plan is an acceleration of efforts to make significant improvements to two critical segments of the educational pipeline in Oklahoma: restructuring remedial and developmental education and developing accelerated degree and certificate completion options. Supporting all of these efforts is Oklahoma's revised Higher Education Performance Funding Formula, which utilizes appropriate components of the state and campus level CCA and NGA metrics that reflects these new priorities by measuring and rewarding improvement in completion, retention and graduation measures.

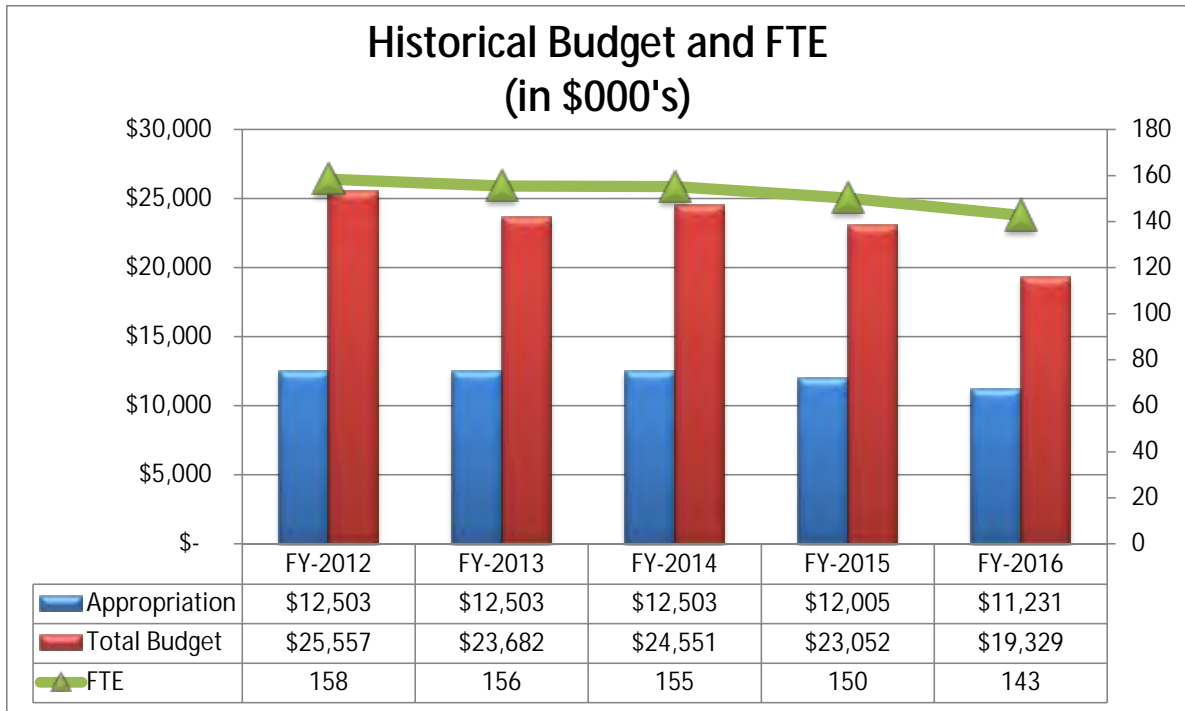
- The OSRHE is a participant in the Governor's Oklahoma Works Initiative. As part of the Oklahoma Works CORE Team, State Regent representatives have worked with Governor Fallin's administration to help define strategies, establish statewide goals and determine measureable objectives.

### **Savings, Efficiencies and Shared Services:**

The Statewide-OneNet Network Partnership was established in 2013 to create a cooperative framework to address information technology projects across the state. The collaboration brings together the OSRHE, the Office of Management and Enterprise Services and the Oklahoma Department of Transportation in a cohesive approach to achieve cost savings for the State. The Statewide-OneNet Network partnership helps achieve \$4.2 million in annual savings for state agencies.



# Historical Society



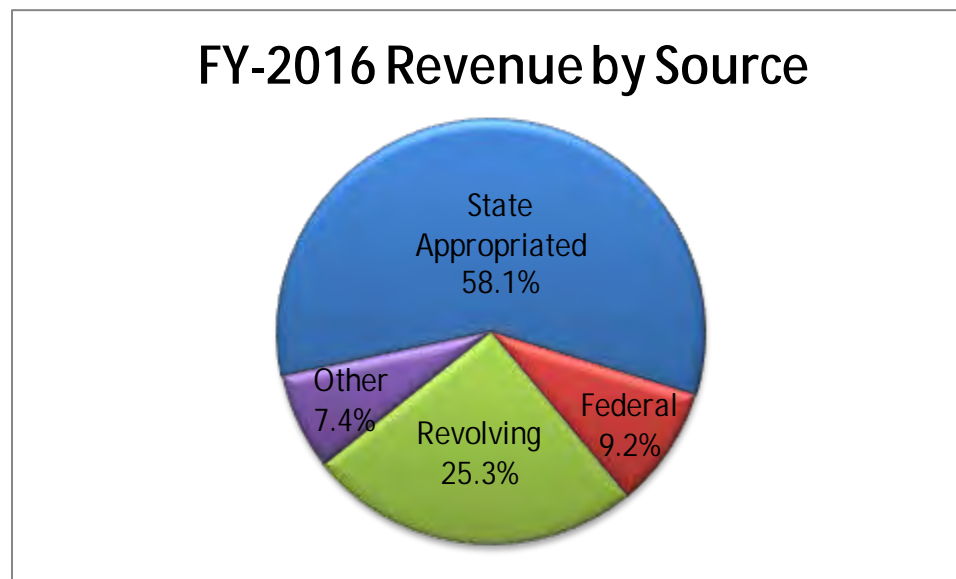
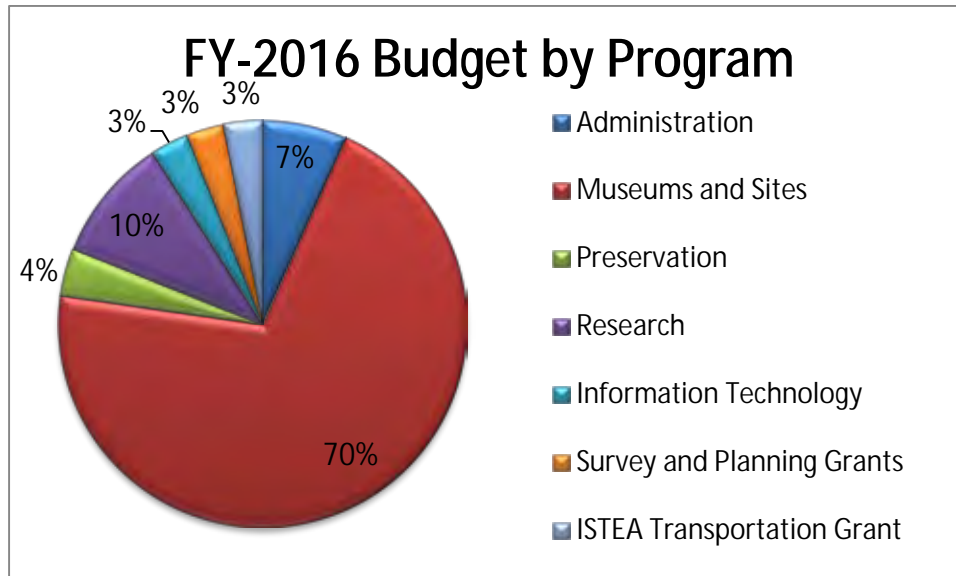
**Mission:**

The Oklahoma Historical Society (OHS) is a state agency/private membership organization dedicated to collecting, preserving and sharing the history and culture of Oklahoma and its people.

**Programs:**

- Administration
- Museum and Sites
- Preservation
- Research
- Information Technology
- Survey and Planning Grants
- ISTEA Transportation Grant

# Historical Society



## Accomplishments Over The Past Year:

- Built a new museum dedicated to the Civil War Battle of Honey Springs, four miles north of Checotah, opening in the fall of 2016;
- Opened a new 8,000-square-foot museum exhibit at the Oklahoma History Center called the “Crossroads of Commerce: A History of Free Enterprise in Oklahoma” highlighting the willingness and creativity of Oklahomans to take risks and drive the economy forward; and
- Completed the digitization of the Oklahoma Publishing Company Photograph Collection, containing more than a half million images, dating from the 1920s to the 1990s which are now online, searchable, and free to the public.

# Historical Society

## **Goals For The Upcoming Year:**

- Complete architectural design, story structure, and fund-raising strategies for the Oklahoma Museum of Popular Culture to celebrate the creativity of Oklahoma artists and performers which is scheduled to open in 2018;
- Seek legislative authorization to transfer ownership of museums, historic sites, and collections to partners willing to preserve those properties including cities, counties, tribes, 501c3 non-profits, businesses, and individuals; and
- Consult with engineers and officials from OMES to develop solutions to make structural repairs to the Pawnee Bill Ranch historic home. It is endangered by shifting subsurface rock formations and inadequate foundation supports.

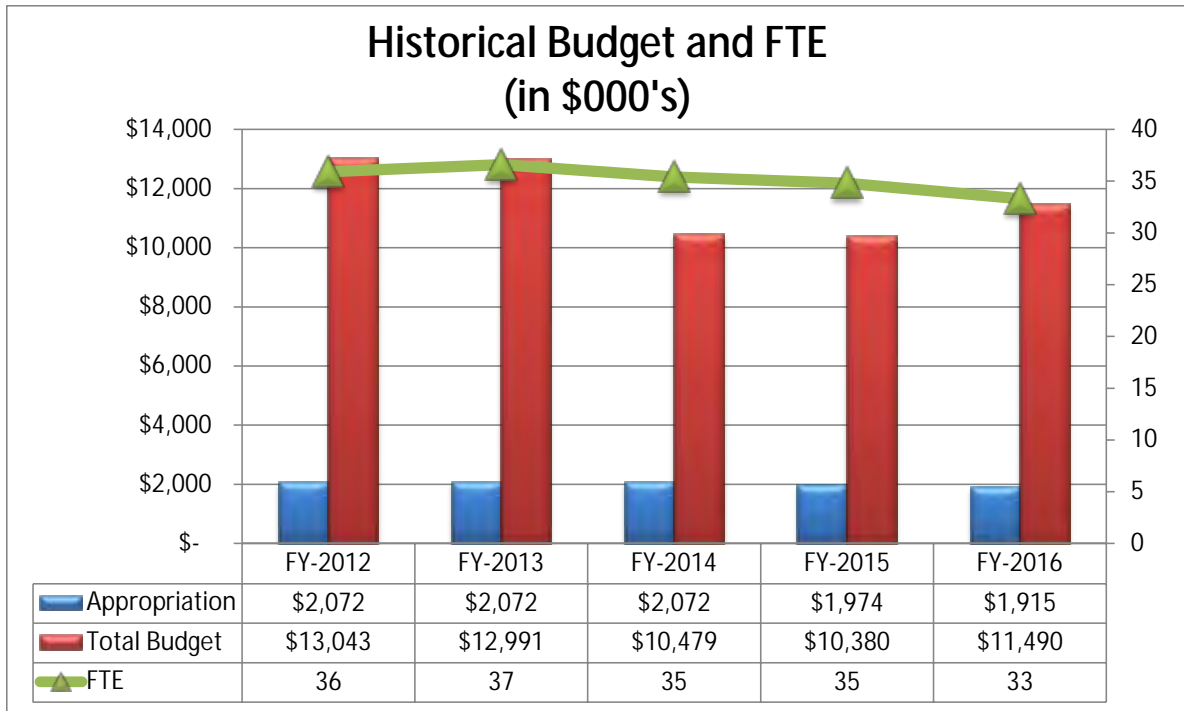
## **Major Agency Projects:**

- OHS continues expansion of The Oklahoma Gateway network. The digital archival website of the OHS is constantly being updated with additional photographs, maps, documents, educational materials, genealogical records, and newspapers. By the end of 2016, more than 5,000,000 pages of newspapers published in Oklahoma from the 1840s to 1923 will be online, searchable, and free to the public.
- Transfer of collections information from a closed, in-house data base to a web-based site that will be searchable by donor, object, and location; and
- Writing rules for a grants-in-aid program that will assist local historical societies, museums, and historic sites with the care of collections, programs, and educational outreach.

## **Savings, Efficiencies, and Shared Services**

- Through a partnership with the Oklahoma Department of Tourism, the OHS has provided content on a variety of topics ranging from music and cowboys to family research and African American history for a series of publications, magazine articles, and web sites.
- The OHS, through grants from foundations, is contracting with the Oklahoma Department of Corrections to use prison labor to digitize photographs and other research materials for online access and full search ability. The contract saves money and provides useful employment for prisoners

# Horse Racing Commission



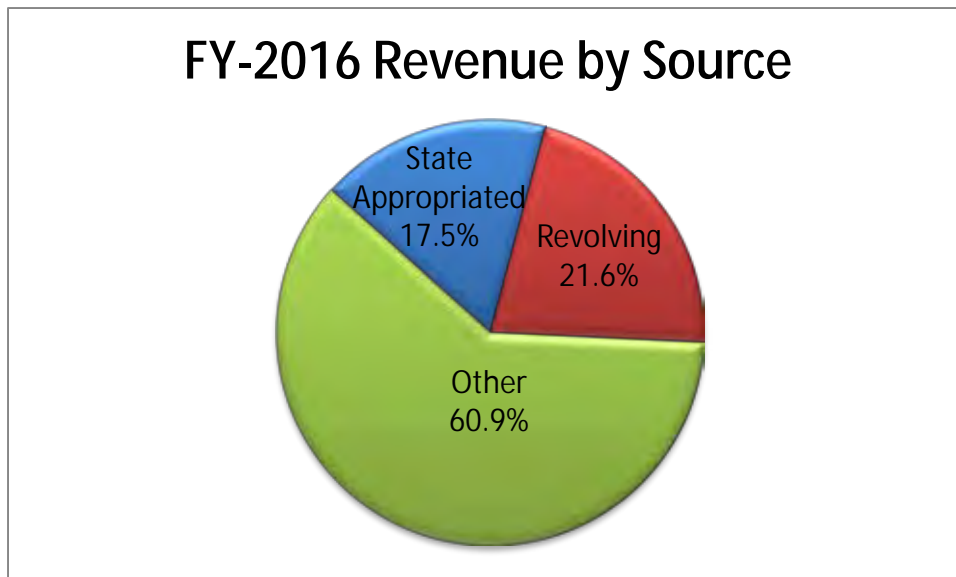
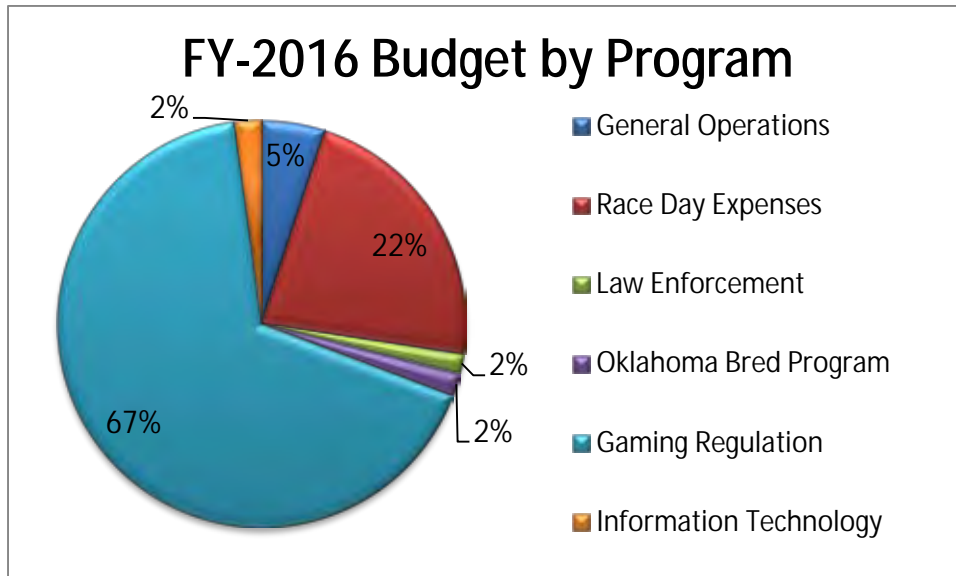
## Mission:

The Oklahoma Horse Racing Commission encourages agriculture, the breeding of horses, the growth, sustenance and development of live racing, and generates public revenue through the forceful control, regulation, implementation and enforcement of Commission-licensed racing and gaming.

## Programs:

- General Operations
- Race Day Expenses
- Law Enforcement Division
- Oklahoma-Bred Program
- Gaming Regulation
- IT Consolidation (OMES)

# Horse Racing Commission



## Accomplishments Over The Past Year:

- The agency has contributed, in its 31 year history, a total of \$97,455,858 in pari-mutuel taxes and \$45,812,637.16 in license fees and reimbursements to the General Revenue Fund; Contributions also include \$153,392,719.35 in gaming taxes to Education and \$66,038,011.27 from the Participating Tribe Fund. It is estimated that the Oklahoma horse industry has a \$1.2 billion annual economic impact and generates employment of 31,600 jobs (American Horse Council Study, 2005).

## Major Agency Projects:

- Implementation of credit cards for purchase of licenses and registration fees; and
- Implementation of digital fingerprint processing.

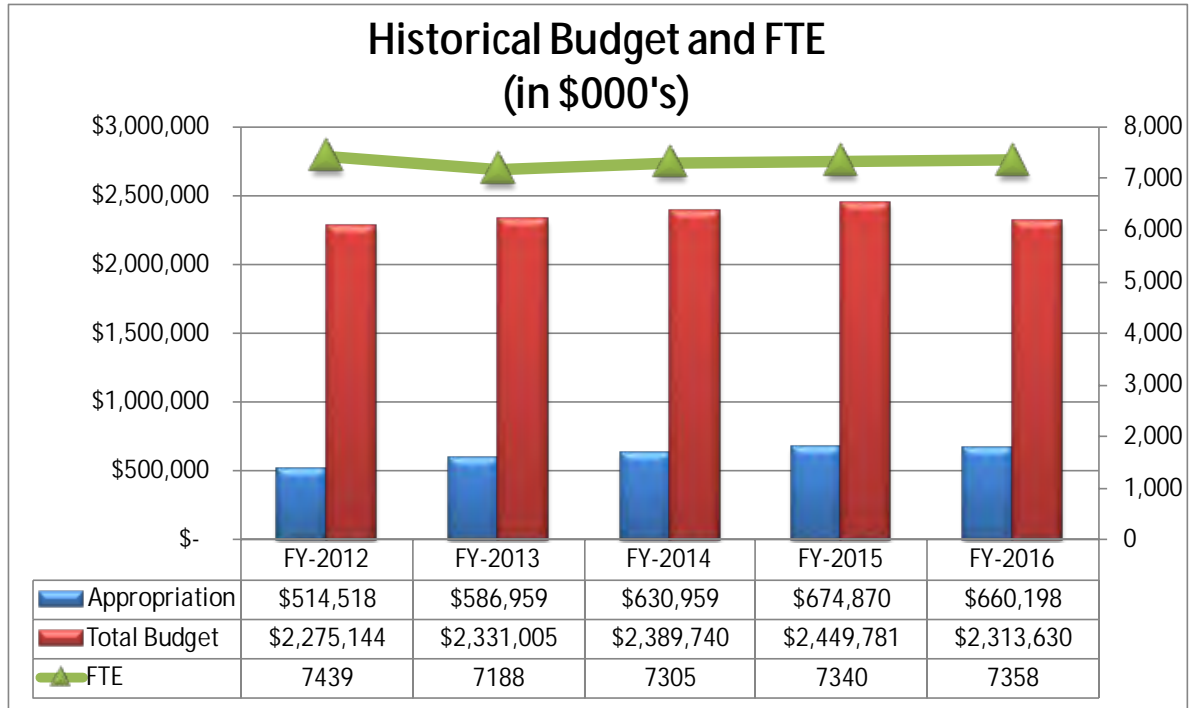
## Savings, Efficiencies and Shared Services:

- Reduction in Stewards office hours;

## Horse Racing Commission

- Reduction of travel by 66%;
- Return of leased vehicles; and
- Reduction in contracts with vendors and services and purchasing of equipment.

# Department of Human Services



## Mission:

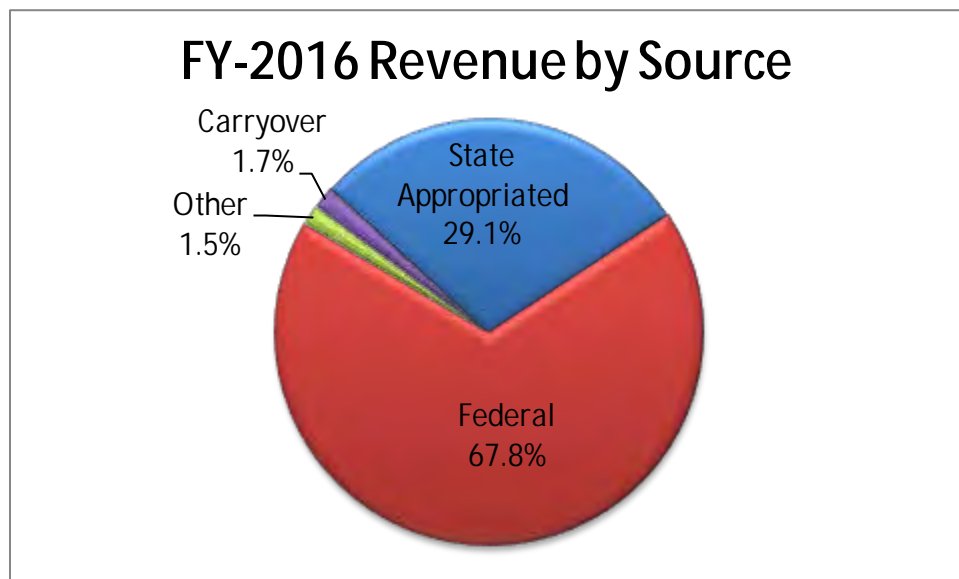
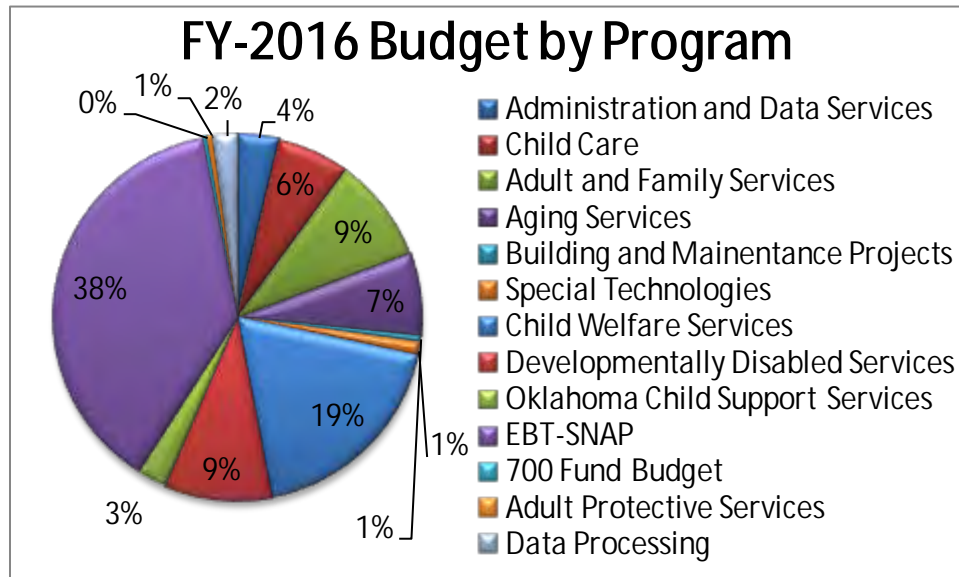
Oklahoma Department of Human Services (DHS) improves the quality of life of vulnerable Oklahomans by increasing people's ability to lead safer, healthier, more independent and productive lives.

## Programs:

- Adult Protective Services (APS):
  - Community Adult Protection Services (CAPS)
  - Long-Term Care Investigations (LTCI)
- Aging Services (ASD):
  - ADvantage Waiver
  - Personal Care Program
  - Local Social and Nutrition Programs
  - Senior Community Service Employment Program (SCSEP)
- Child Welfare Services (CWS):
  - Adoptive Services
  - Foster Care
  - Child Welfare
- Child Support Services (CSS):
  - Paternity Establishment
  - Child Support Order Establishment and Modification
  - Child Support Enforcement
- Developmental Disabilities Services (DDS):
  - Home and Community Based Waiver Program
- Adult and Family Services (AFS):
  - Temporary Assistance for Needy Families (TANF)
  - Supplemental Nutrition Assistance Program "SNAP" (formerly Food Stamps)
  - Low-Income Home Energy Assistance Program (LIHEAP)
  - Refugee Assistance

## Department of Human Services

- Child Care Subsidy
- State Supplemental Payment
- SoonerCare (Medicaid) eligibility for persons who are blind, disabled or 65 years of age or older
- Child Care Services (CCS):
  - Child Care Facility Licensing



### Accomplishments Over The Past Year:

- Closed the Southern Oklahoma Resource Center (SORC) and the Northern Oklahoma Resource Center – Enid (NORCE) and joined the national movement towards best practice of supporting people with intellectual and developmental disabilities in integrated community settings across the state;
- Achieved significant improvement in Child Welfare caseloads and progress on worker turnover which is vitally important in achieving safety, permanency, and well-being for children, as well as



# Department of Human Services

- for stabilizing the workforce;
- Began the process of closing the two state operated children's shelters and placing emphasis on the fact that every child deserves a family;
- Coordinated TANF services with America's Job Centers to focus on employment; and
- Reduced the wait time for fingerprint results for childcare providers from 48 days to the day of submission.

## **Goals For The Upcoming Year:**

- Continue building a better Child Welfare system to serve Oklahoma families and children through diligent efforts to implement the Oklahoma Pinnacle Plan and achieve sustained positive trending in all areas, including foster family home recruitment, reducing incidents of maltreatment, placement stability, and reducing shelter placements for older youth;
- Continue work as a national leader in the employment of individuals with intellectual disabilities;
- Transition TANF contracts to more outcome-based and less output-based performance measures as they are initiated and renewed;
- Develop new TANF work strategies to improve employment outcomes for Oklahoma TANF families; and
- Launch Quality Standards Initiative.

## **Major Agency Projects:**

- Implementing the final phase of Pinnacle Plan funding in FY-2017 by increasing Child Welfare Specialist pay and foster and adoption home rates;
- Partnering with a large network of state agencies to collectively address community workforce development needs, including employment initiatives to build a certified workforce development system that assists DHS clients by connecting them to employment opportunities through OKJobMatch.com;
- Coordinating a comprehensive, statewide rollout of the Aging & Disability Resource Consortium (ADRC), including a fully updated web portal;
- Launching the National Core Indicators – Aging & Disability (NCI-AD) project;
- Implementing a SNAP Technology Improvement grant, from the USDA Food and Nutrition Service, to add technical capability to the SNAP eligibility process to improve outcomes; and
- Using an enterprise approach to begin implementation of Oklahoma Benefits, which will replace 20-plus year old systems and provide Oklahomans with single-point access to benefit programs at DHS and other state agencies.

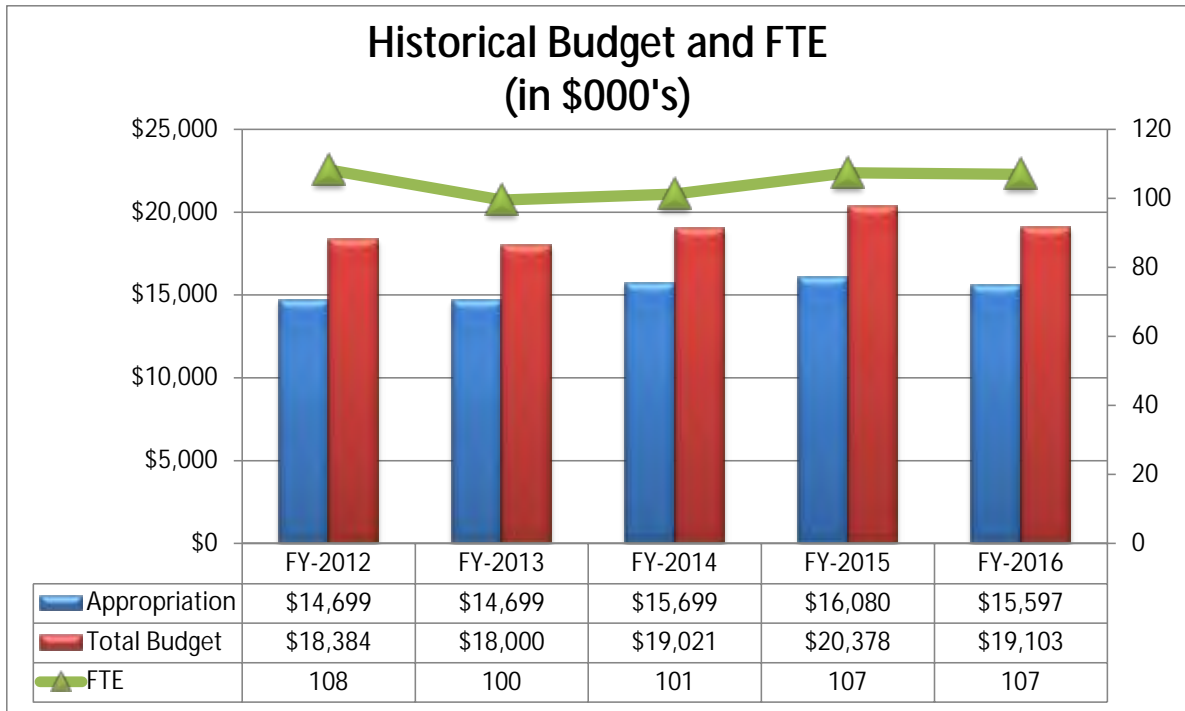
## **Savings, Efficiencies and Shared Services:**

- Reduced contract budgets to prior year spending in order to fund increased state share of Medicaid funded programs;
- Reduced cost of employee mileage reimbursement by funding centralized fleet management program to more effectively use agency vehicles;
- Reduced printer costs by reducing printer deployment across the state and reduced telephone costs through internal audit of un-used lines and cellular telephones;
- Centralized funding for information technology projects and for building repair and renovation so that all projects are considered against equal criteria and the highest priority projects are expedited;
- Expanded preventive and family support programs in Child Welfare Services to improve outcomes for children and families in a safe and cost effective manner;
- Negotiated reduced contract costs for electronic payment of benefits;
- Eliminated centralized document imaging program and reduced volume of imaging;
- Eliminated statewide conferences and recognition events;

## Department of Human Services

- Created Office of Background Investigations to improve speed, accuracy, and customer service for background checks required for foster families and child care industry employees;
- Worked on developing an online Employer Portal for child support document transmission to substantially reduce postage and imaging costs while improving document accuracy and processing time; and
- Contracted with an outside consulting firm to improve the SNAP accuracy rate by examining policy and processes between program and quality control staff.

# Indigent Defense System



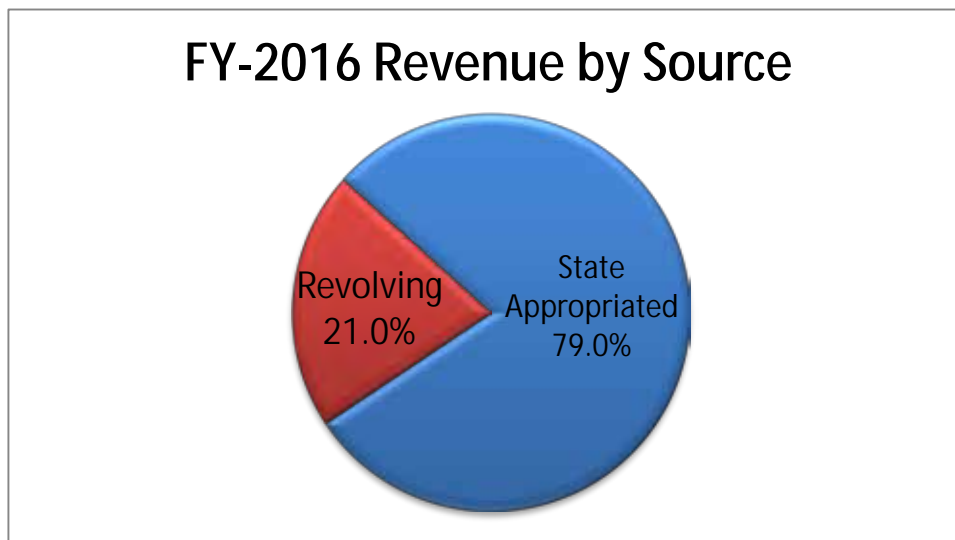
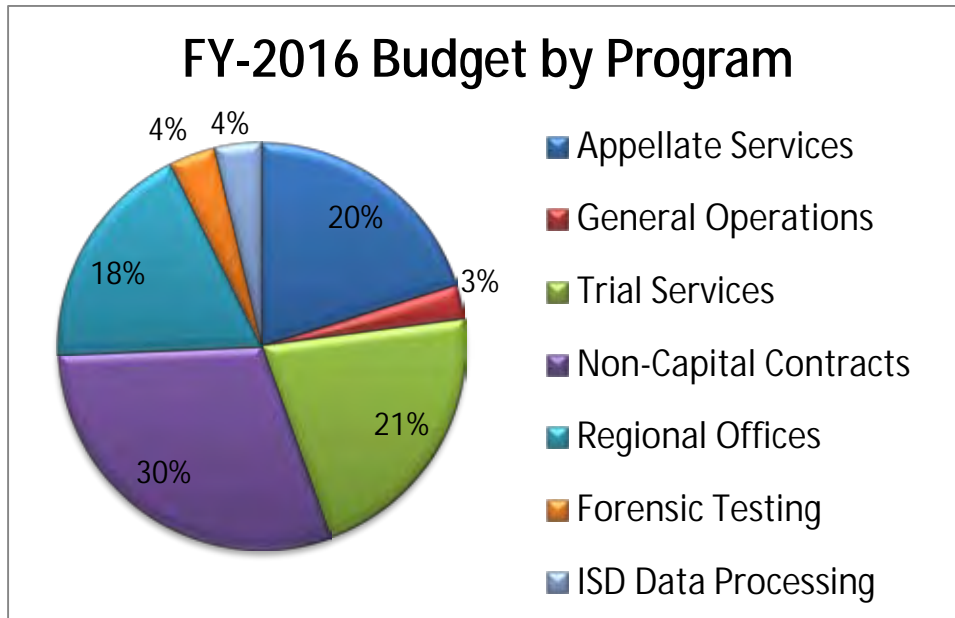
## Mission:

The Oklahoma Indigent Defense System implements the Indigent Defense Act by providing trial, appellate and post-conviction criminal defense services to persons who have been judicially determined to be entitled to legal counsel at State expense. The mission of the System is to provide indigents with legal representation comparable to that obtainable by those who can afford counsel and to do so in the most cost effective manner possible.

## Programs:

- Appellate Services
- General Operations
- Trial Services
- Non-Capital Contracts
- Regional Offices
- Forensic Testing
- ISD Data Processing

## Indigent Defense System



### Accomplishments Over the Past Year:

Despite a substantial increase in the caseload of court-appointed clients during the previous fiscal year, the agency was able to ensure effective representation as mandated by the state and federal constitutions.

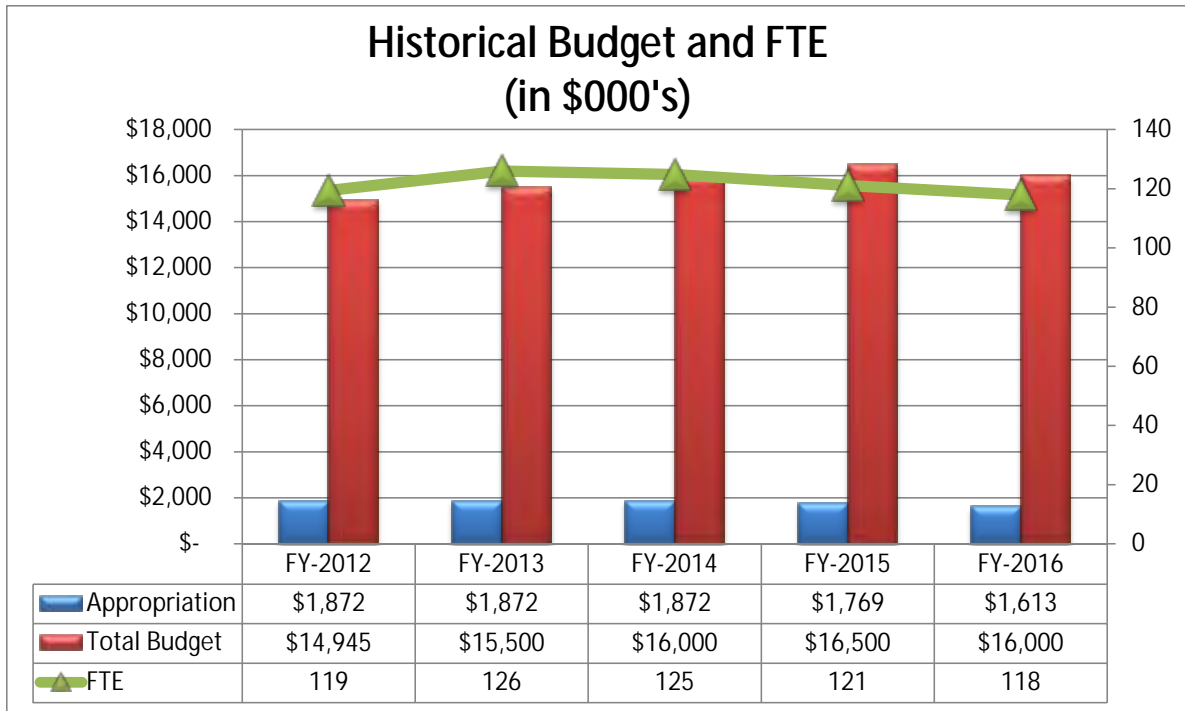
### Goals For The Upcoming Year:

The agency will continue to ensure all court-appointed clients receive effective legal representation.

### Savings, Efficiencies and Shared Services:

Through the Information Services Division, the agency will continue to seek ways to reduce paperwork by utilization of available computer technology.

# Insurance Department



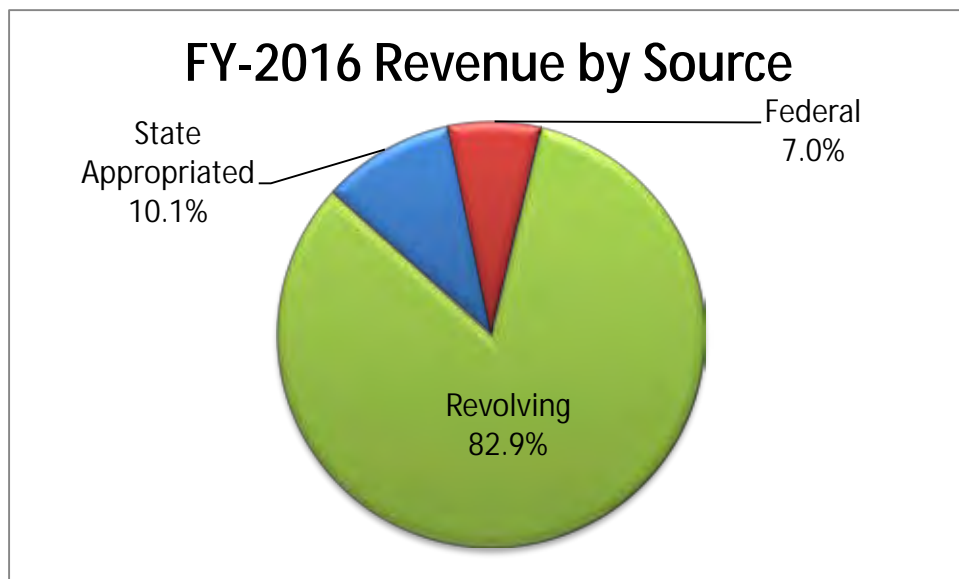
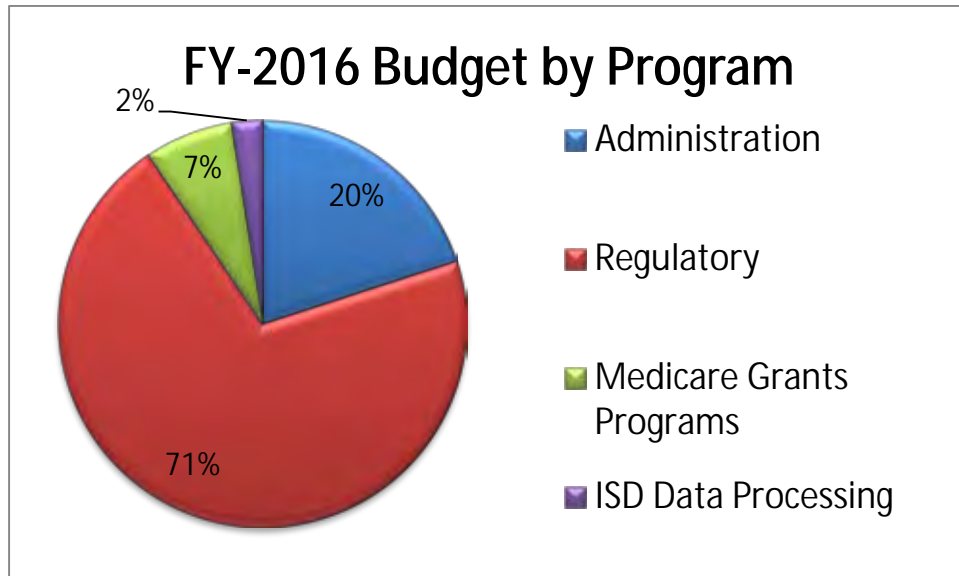
**Mission:**

The mission of the Oklahoma Insurance Department is to protect and enhance the financial security of Oklahoma and Oklahomans.

**Programs:**

- Communications Division
- Comptroller Division
- Financial and Examination Division
- Consumer Assistance & Claims Division
- Producer Licensing Division
- Rate & Form Compliance Division
- Legal Division
- Field Operations and ISO Advocacy
- Bail Bonds Division
- Real Estate Appraiser Division
- Anti-Fraud Division
- Medicare Assistance Program
- Captive Insurance Division
- Workers' Compensation Division

## Insurance Department



### Accomplishments Over The Past Year:

- To ensure that lost life insurance proceeds are more easily located by beneficiaries, at no cost, the OID created the Lost Policy Locator on the OID website.
- The agency completed the goal of converting all paper files into digital format with several thousand additional documents converted in 2014.
- OID met with more than 450 fire departments to educate them on ISO ratings in an effort to lower the home insurance rates across the state. This education initiative will ultimately allow rural fire departments to lower their rating which will lower homeowner insurance rates for the citizens who receive those services.
- The OID's effort to help ease financial burdens on Oklahoma businesses and expand the insurance market through the use of captive insurance companies has led to exponential growth in this area. In

# Insurance Department

2013, Oklahoma only had nine captives. To date, there are 47 captive insurance companies licensed in Oklahoma with two more applications that will be finalized by October 2015. An additional two admitted insurance companies have re-domesticated entirely to Oklahoma.

- The agency implemented the Option portion of Oklahoma's historic Workers' Compensation reform. To date there are 58 businesses confirmed as Qualified Employers enabling them to opt out of the administrative workers' compensation system.
- OID Consumer Assistance fielded 16,652 phone calls since January and helped recover \$2,875,226.62 for Oklahoma consumers.
- The agency hosted ten Senior Fraud Conferences around the state to educate seniors about Medicare fraud, investment fraud, insurance and funeral trust fraud, banking fraud, and current senior scams.

## **Goals For The Upcoming Year:**

- Improve efficiency and eliminate waste by continuing an all-digital file storage and paperless policy;
- Lower homeowners' insurance rates across the state by working with local fire departments to lower their ISO ratings;
- Expand the insurance market and help ease financial burdens on businesses by educating them about the recent changes in law regarding captive insurance companies; and
- Seek adoption by the National Association of Insurance Commissioners of a similar policy for all state submissions to work in conjunction with the Lost Policy Locator program.

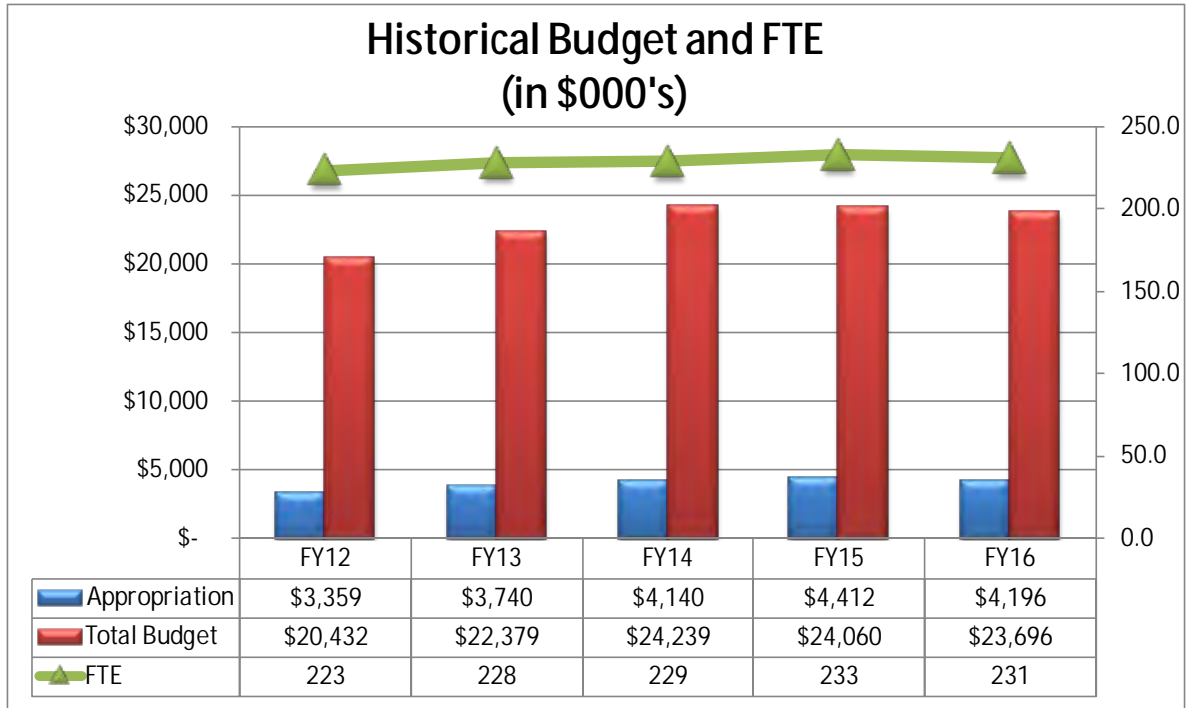
## **Major Agency Projects:**

- Working to implement new Insurance Department rules which define the "act of a bail bondsman" to clearly articulate the duties which unlicensed individuals cannot perform;
- The OID will hold educational meetings for consumers and producers in each of the 77 counties in the state and several Senior Fraud Conferences around the state to educate seniors about Medicare fraud, insurance and funeral trust fraud, banking fraud, and current senior scams; and
- The OID will also again be hosting the National Tornado Summit in March 2016.

## **Savings, Efficiencies and Shared Services:**

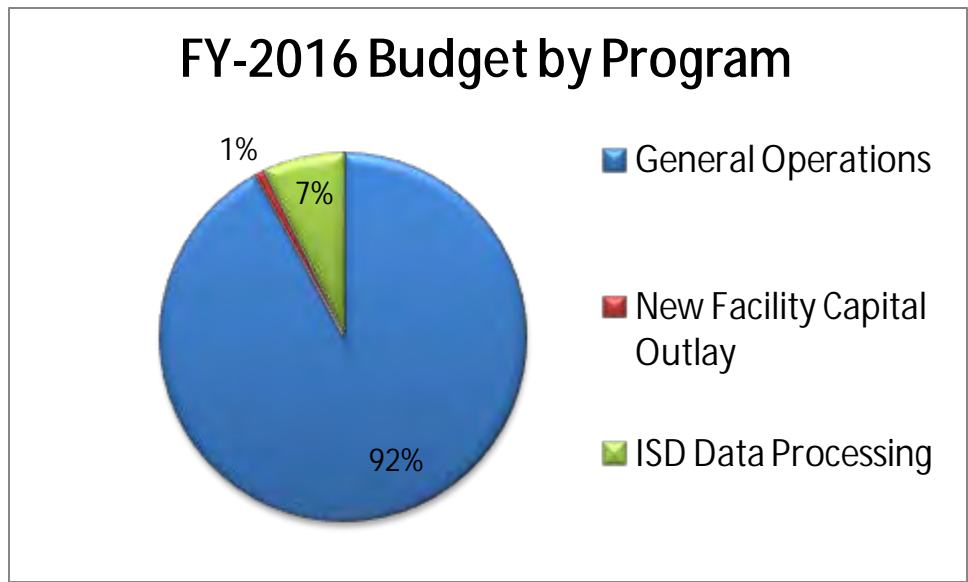
- Implementation of an in-house paperless initiative has reduced overall paper consumption, reduced storage costs and office space needs.
- Online public access to rate and form filings has reduced time spent on the retrieval and production of open record requests.
- Video conferencing capabilities resulted in less travel needs.
- A telecommuting initiative resulted in increased productivity.
- Consolidation of agency-wide fleet usage with OMES Fleet Management Division resulted in sizeable transportation savings.

# J.D. McCarty Center



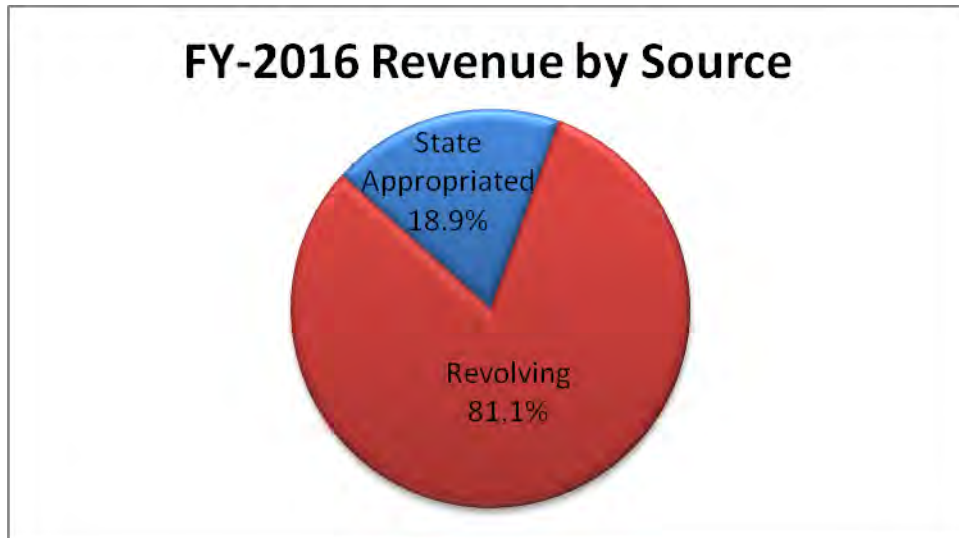
**Mission:**

The mission of the J.D. McCarty Center for Children with Developmental Disabilities is to provide a comprehensive program of rehabilitation for Oklahoma's citizens with disabilities.





## J.D. McCarty Center



### **Accomplishments Over The Past Year:**

- Set hospital records in FY-2015 with numerous categories reaching an all-time high in our average census including respite (33.4), outpatient therapy encounters (11,523), patient days (12,386) and admission screenings (227);
- Decreased our outpatient cost per encounter by \$1 for the second year in a row, from \$53 per encounter to \$52 per encounter; and
- Decreased our employee turnover rate by 4%.

### **Goals For The Upcoming Year:**

- Purchase an Electronic Health Record which should enable the hospital to continue to streamline processes and increase efficiency; and
- Maintain inpatient and outpatient services at the FY-2015 levels.

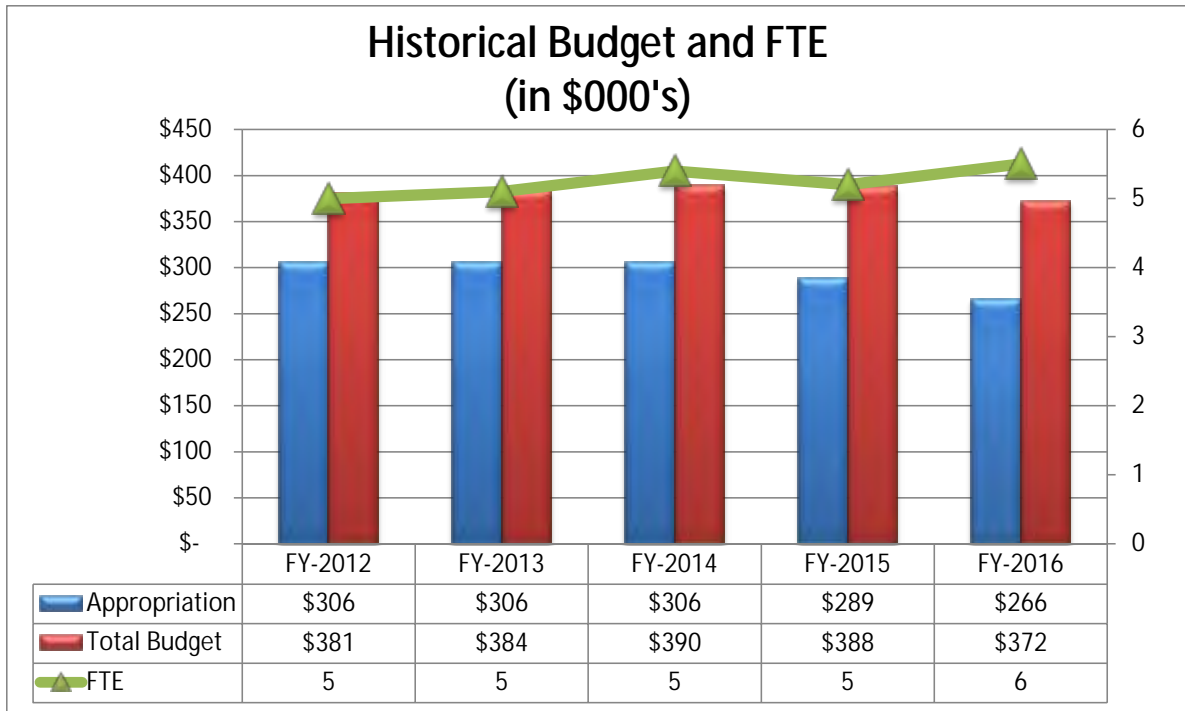
### **Major Agency Projects:**

- Implementation of an Electronic Health Record, and
- Replacement of hospital unit flooring.

### **Savings, Efficiencies and Shared Services:**

- Cut the anticipated operating deficit by 50% due to limitations on expenditures combined with implemented efficiencies, resulting in increased services;
- Monitored travel expenditures which came in 39% under budget; and
- Reduced furniture and equipment purchases - resulting in a 62% savings from budgeted numbers.

# J.M. Davis Memorial Commission

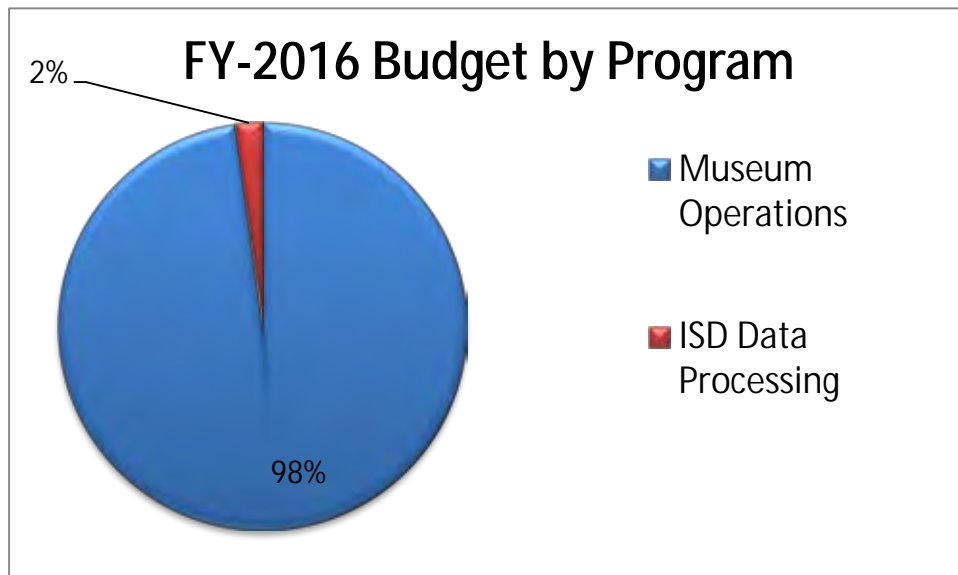


## Mission:

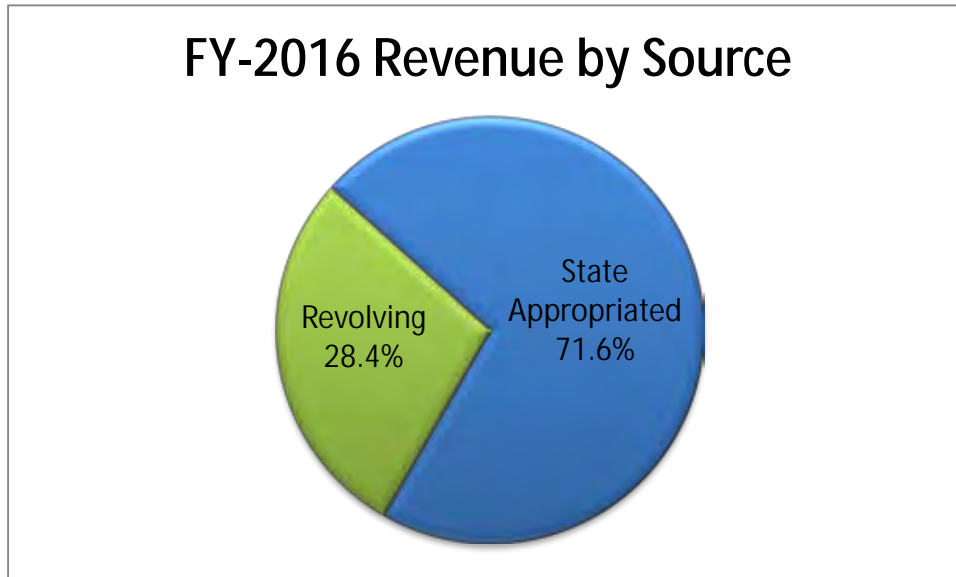
The Mission of the J.M. Davis Memorial Commission is to house, preserve, display and update the unique collection of firearms and historical artifacts collected by Mr. J.M. Davis and to provide an historical and educational experience for the viewing public.

## Programs:

- Museum Operations
- ISD Data Processing



## J.M. Davis Memorial Commission



### **Accomplishments Over the Past Year:**

- Completed new roof;
- Added new front entrance doors and restroom renovations; and
- Added World War I exhibit with posters, weapons and other artifacts from the era.

### **Goals For the Upcoming Year:**

- Working with the public and with private companies to raise donations to meet budgetary needs.

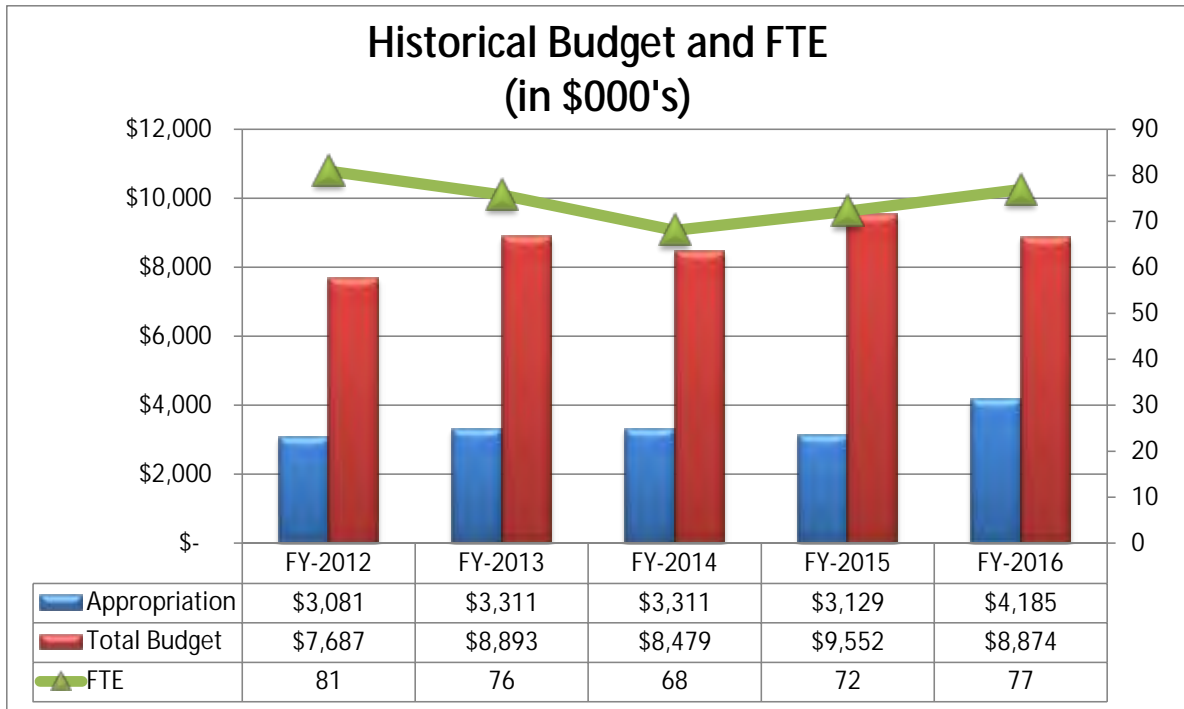
### **Major Agency Projects:**

- Addition of two new exhibits and renovation of signage in twenty areas of the museum.

### **Savings, Efficiencies and Shared Services:**

- Addition of new roof and insulation helped in reducing energy costs.

## Department of Labor



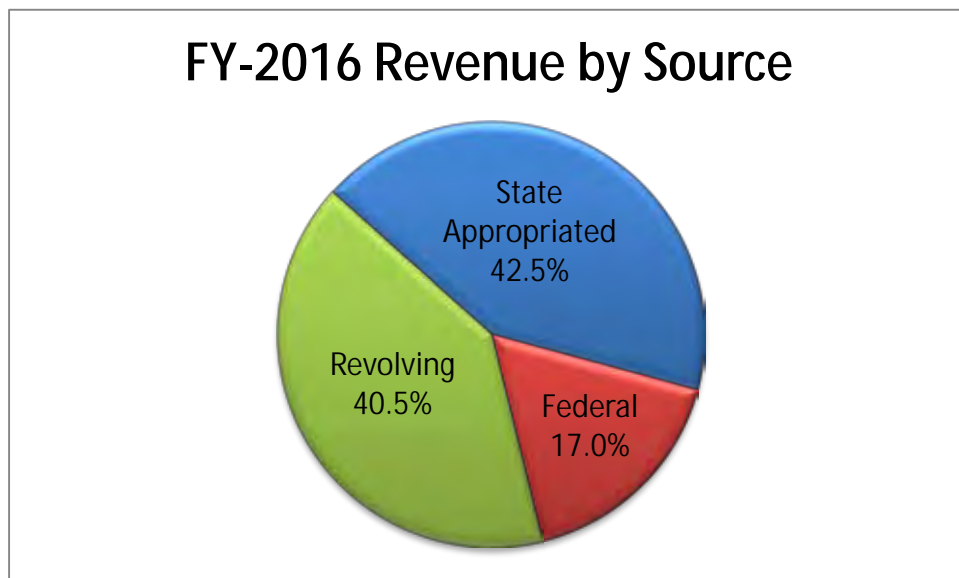
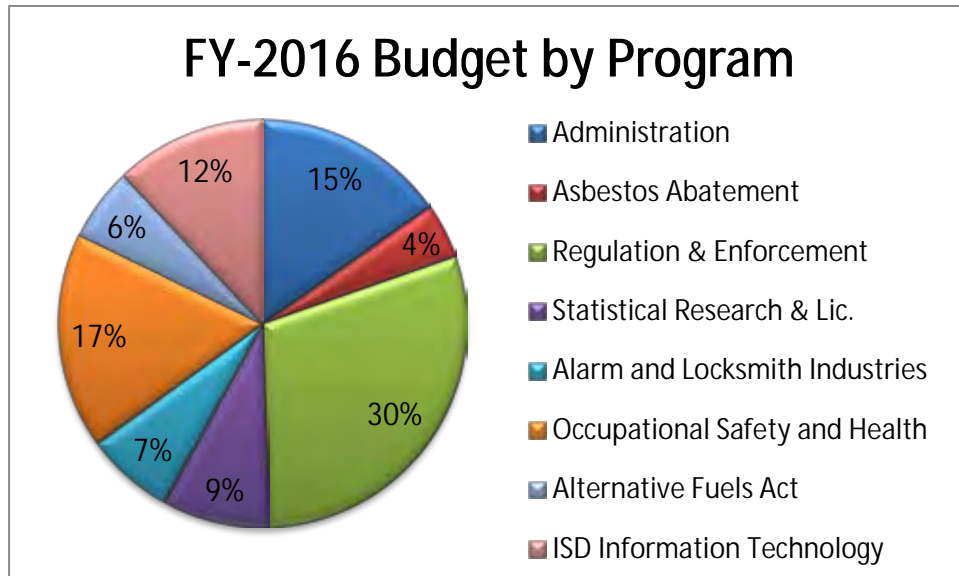
### Mission:

The Oklahoma Department of Labor (ODOL) was created by the *Oklahoma Constitution* in 1907 and is responsible for enforcement of state and federal labor laws that promote fairness and equity in the workforce, including state wage laws, workers' compensation compliance and state OSHA laws for public employers, asbestos compliance, child labor laws and various other duties.

### Programs:

- Administration
- Asbestos Abatement
- Regulation & Enforcement
- Statistical Research & Licensing
- Alarm and Locksmith
- Occupational Safety and Health
- Alternative Fuels Act
- ISD Information Technology

## Department of Labor



#### Accomplishments Over Past Year:

- Collaborated with industry experts to create standards for the Alternative Fuels Program;
- Increased outreach to businesses within the high hazard industry; and
- Reduced the injury rate within the public sector through compliance efforts.

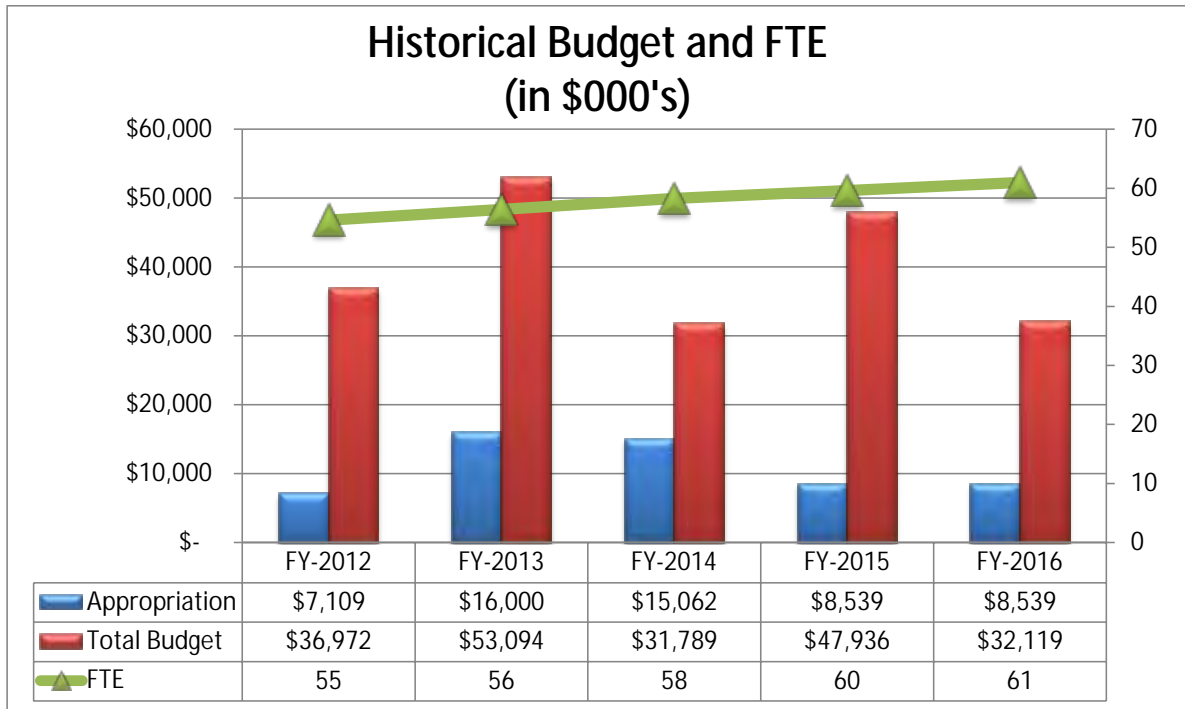
#### Goals for Upcoming Year:

- Review existing programs and how to sustain each program through best practices

#### Major Agency Projects:

- Creating One Stop Licensing capability for a variety of industries and professions;
- Establishing additional mobile capabilities for field inspectors across programs; and
- Determining best sustainable business model for each agency program.

# Commissioners of the Land Office

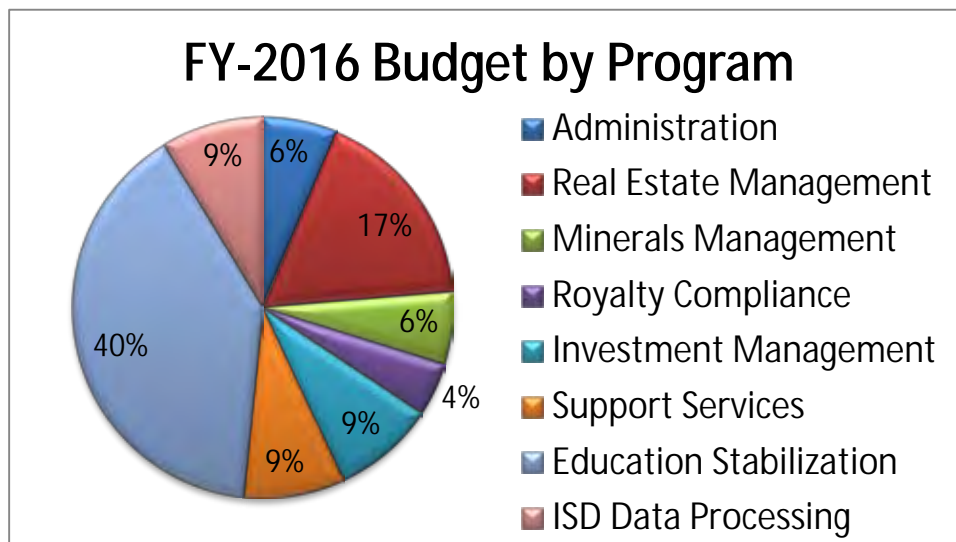


**Mission:**

Managing Assets to Support Education

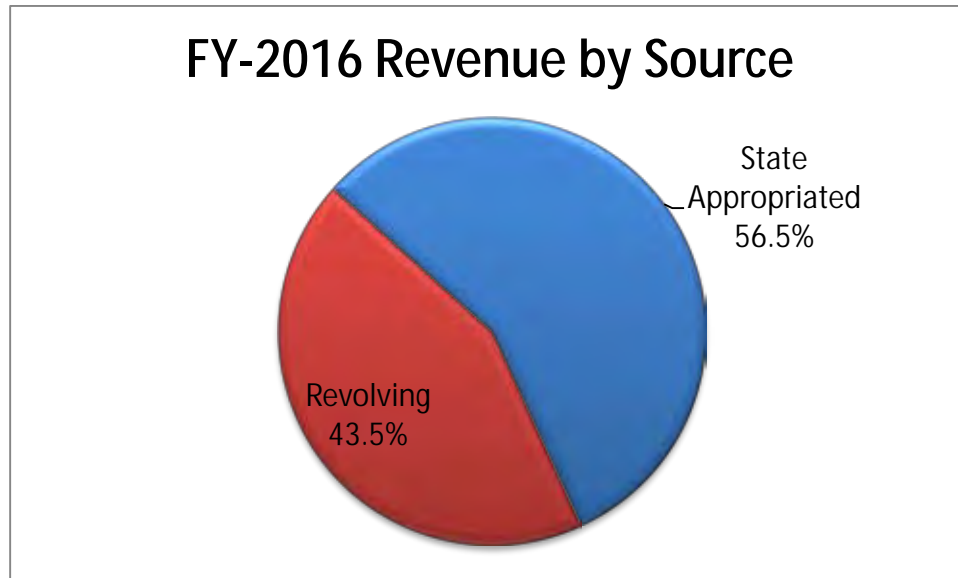
**Programs:**

- Real Estate Management
- Minerals Management
- Royalty Compliance
- Investment Management
- Support Services
- Education Stabilization



\*Does not include distribution to beneficiaries or investment fees

## Commissioners of the Land Office



### Accomplishments Over The Past Year:

- Made 2<sup>nd</sup> highest distributions in Commission history to Common Schools - \$97.5 Million;
- Made 2<sup>nd</sup> highest total annual distribution for all beneficiaries - \$128.96 Million;
- Designed new GIS application to provide greater public access to information and create field staff efficiency;
- Acquired commercial properties totaling nearly 300,000 square feet of office space;
- Modernized Commission tract indexes; and
- Contributed nearly \$30 million to distributable income in FY-2015 through lease sales.

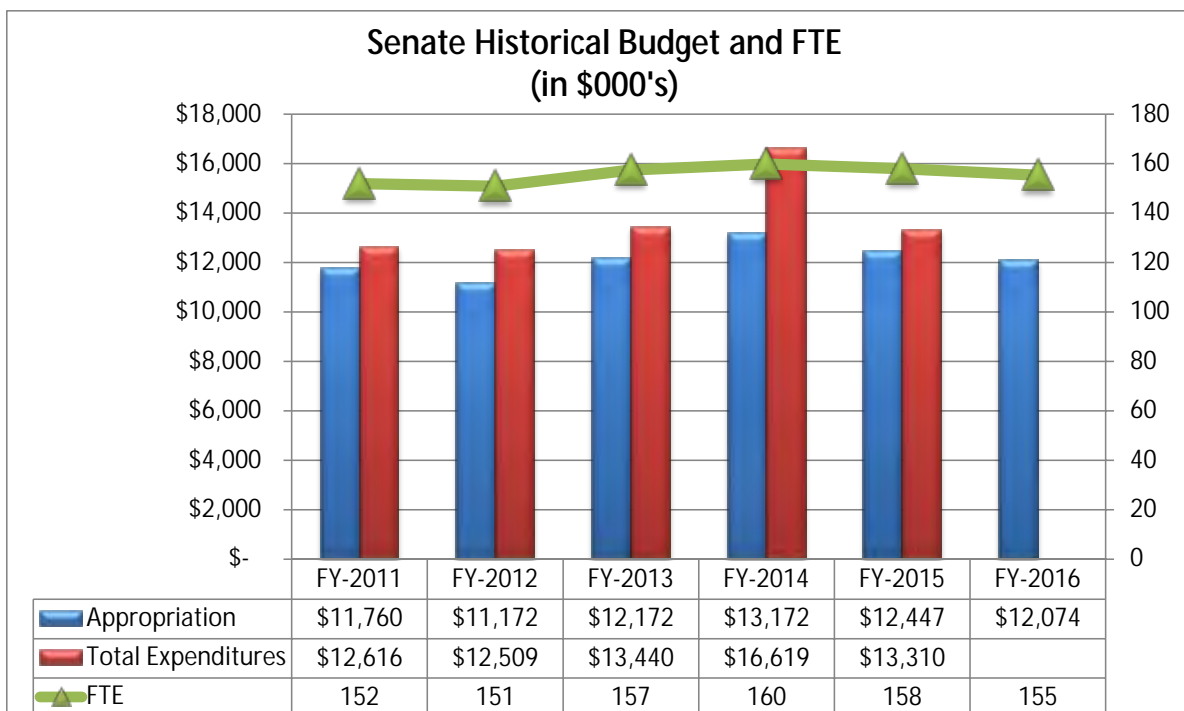
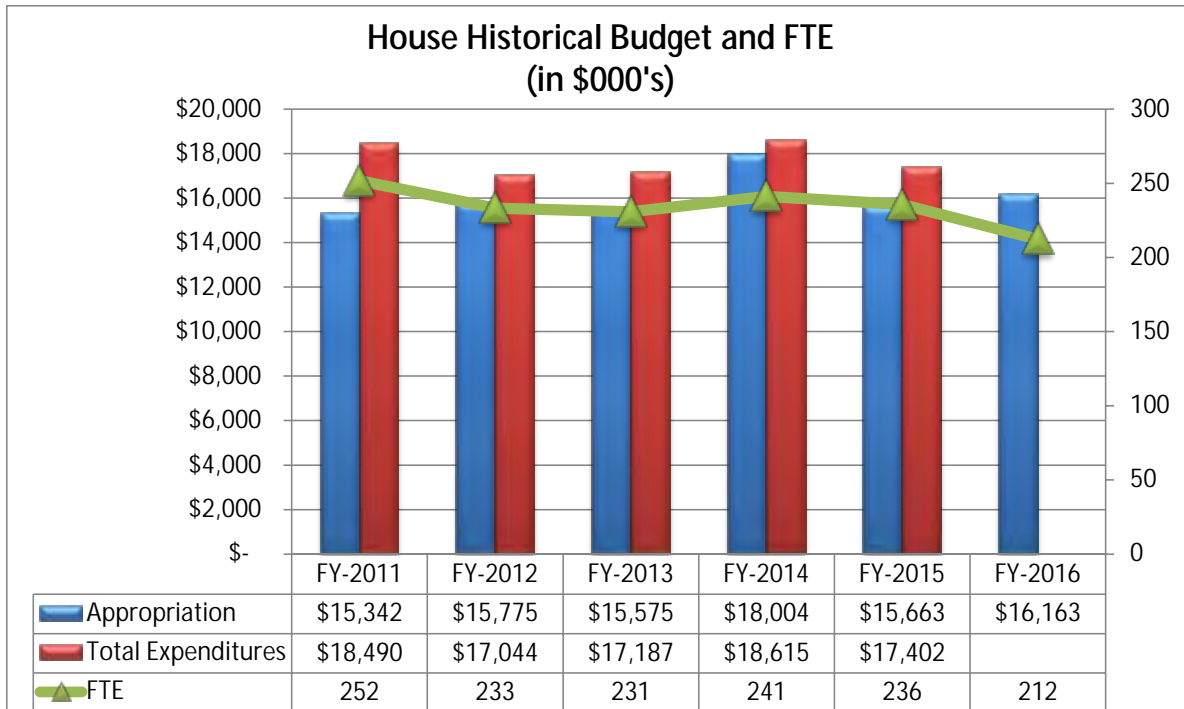
### Goals For The Upcoming Year:

- Implement document management system;
- Expand advertising of CLO leases and sales using the GIS system;
- Develop a fixed asset tracking and reporting system;
- Tract Book Modernization Project;
- Notify and reduce the number of payers submitting non-compliance check detail; and
- Implement the electronic auditing model to target 30 companies.

### Savings, Efficiencies and Shared Services:

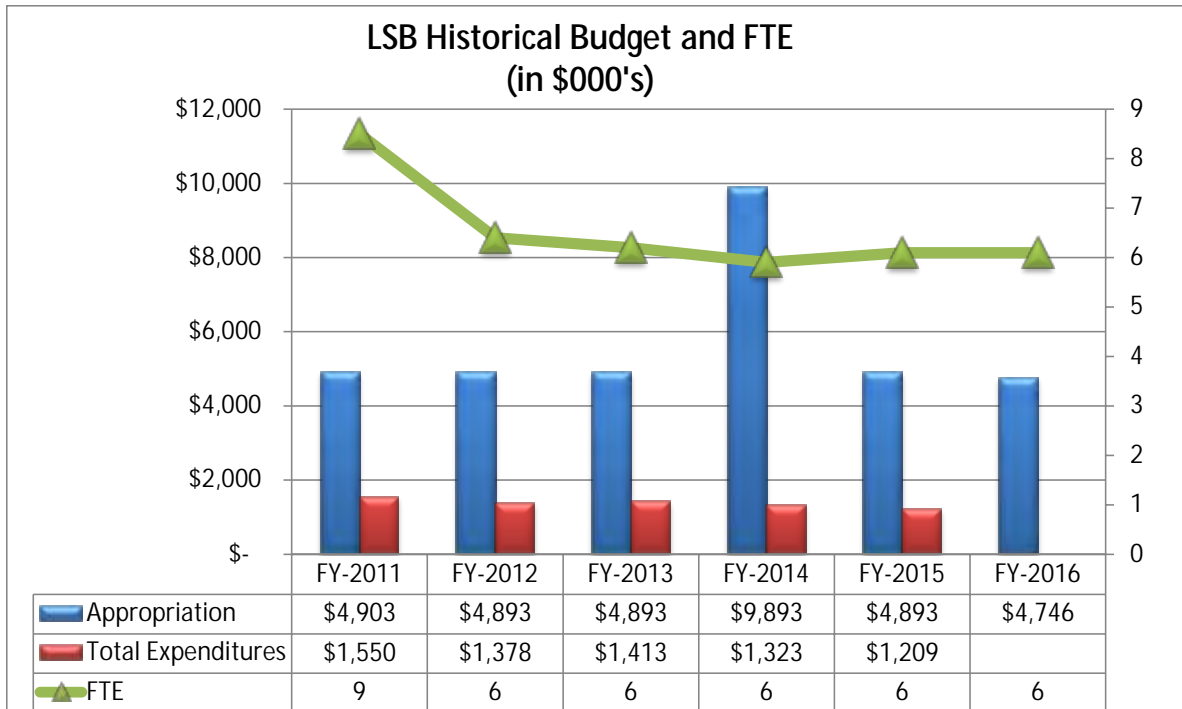
- Continued development of the Royalty Compliance division's Electronic Reporting System (ERS) allows clients to download production reports and will save approximately \$10,659 per year;
- CLO IT Department printer reduction program eliminated thirty individual printers and saved \$10,311;
- Memory upgrades to PCs, instead of replacement, saved \$6,500; and
- Telephone reduction program to eliminate unused telephone numbers from billing saved \$3,060.

# Oklahoma Legislature





# Oklahoma Legislature



The House of Representatives, Legislative Service Bureau (LSB) and the State Senate represent the legislative branch.

The Oklahoma Legislature consists of 101 members in the House of Representatives and 48 members in the State Senate. They convene annually beginning on the first Monday in February, and adjourn on the last Friday in May. Normally, the Legislature is in session Monday through Thursday. Extra sessions may be called by the Governor or by the Legislature.

State Senators serve four-year terms with half of the members elected every two years. Members of the House of Representatives serve two-year terms.

Each chamber of the Legislature considers four different types of legislation:

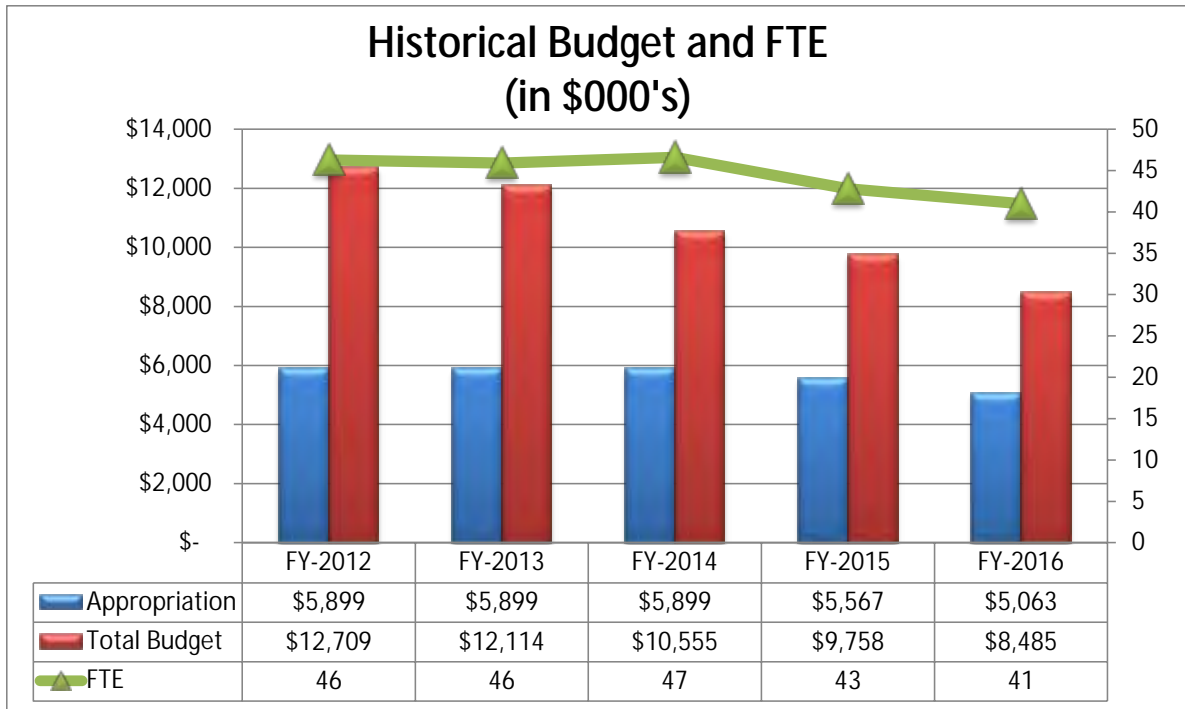
- Bills that will become law when passed by both chambers and signed by the Governor;
- Joint Resolutions that have the effect of law if passed by both chambers and signed by the Governor, but may not become part of the statutes;
- Concurrent resolutions which express the will of both chambers; and
- Simple resolutions, which express the will of the chamber of origin.

In 1990, voters in Oklahoma decided to adopt term limits for legislators. Therefore, legislators have a 12-year limit on service in the House of Representatives, the Senate, or both.

For more information about the Legislature, visit:

- [House of Representatives website](#)
- [Legislative Service Bureau website](#)
- [Senate website](#)

# Department of Libraries

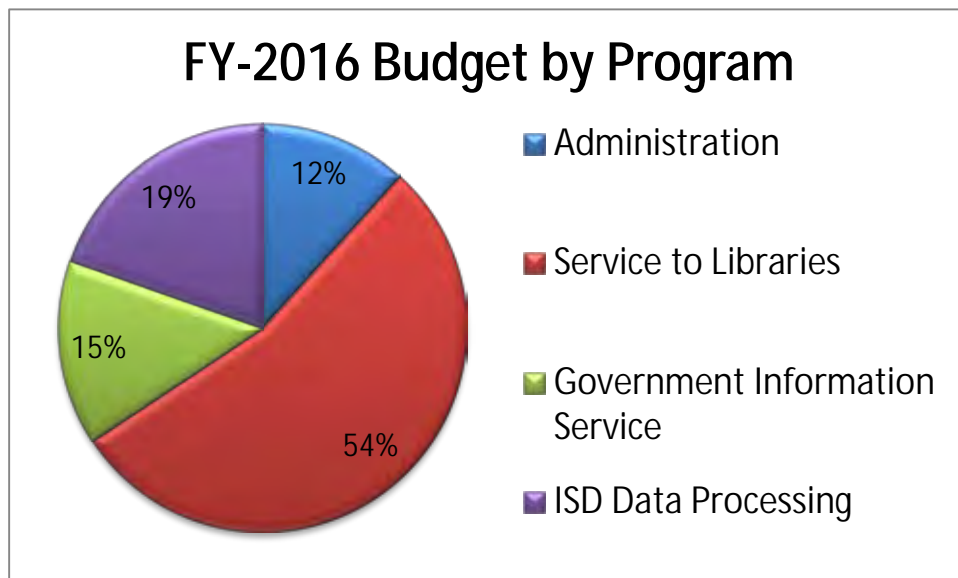


## Mission:

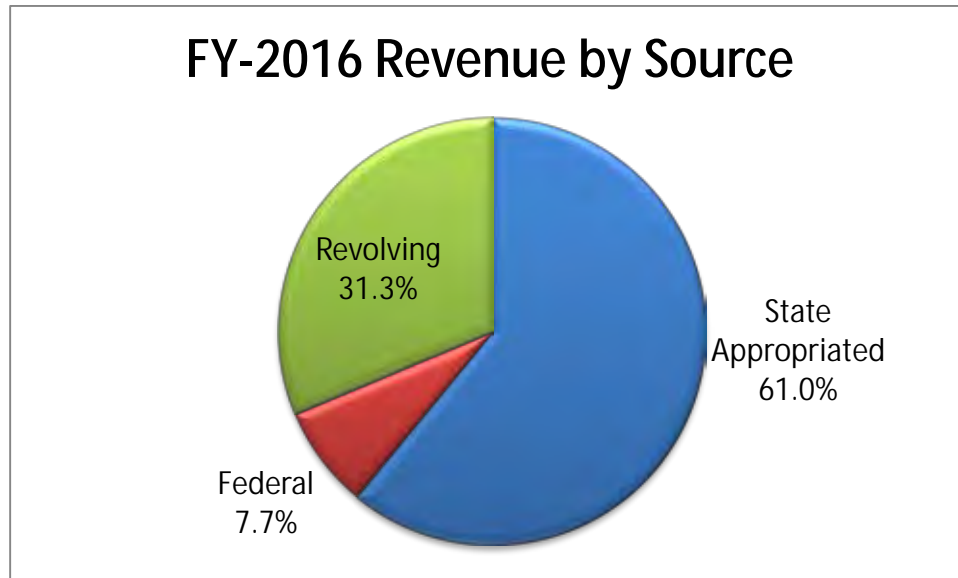
The mission of the Oklahoma Department of Libraries (ODL) is to serve the people of Oklahoma by providing excellent information services and by preserving unique government information resources.

## Programs:

- Service to Libraries
- Government Information Service



## Department of Libraries



### Accomplishments Over The Past Year:

- Oklahoma school children, teens, and their teachers performed more than 69.2 million information searches on the online reference databases, provided by ODL through statewide licenses. Students at the state's colleges and universities performed almost 31 million information searches on these reference databases.
- More than 95,000 children and teens kept up or improved their reading skills during the 2015 ODL Summer Reading Program.
- ODL grants to 36 public libraries to hold STEM workshops and activities were met with such enthusiasm that the agency awarded 29 more grants for Science, Technology, Engineering and Math programming.
- More than 15,000 young people qualified to vote in the Sequoyah Book Awards competition after they each read three or more books on the annual lists of titles. ODL partners with the Oklahoma Library Association to promote the program.
- More than 2,900 other young Oklahomans participated in writing contests, information scavenger hunts, or attended the annual First Amendment Congress.
- Almost 7,000 Oklahomans, including adult learners and their families, benefited from Health Literacy Programs at ODL and seven locations around the state. This was the second year of a grant program to improve access to information on health and healthy living. In the past two years, more than 15,000 Oklahomans benefited from attending programs, presentations, or receiving information and resources. Information about this program and about health issues has reached more than one half million Oklahomans according to media statistics.
- ODL's license for the documents.ok.gov site is now providing access to almost 21,000 text-searchable digital documents and publications from state agencies. In addition, more than 19,000 digital documents from ODL's collections are available through the Digital Prairie web portal, and all of these documents are accessible online 24/7.
- ODL recruited 75% of Oklahoma's public libraries to voluntarily complete the Library Edge Assessment in its first year. Edge provides an assessment of a library's public access technology (PAT) services, as well as other tools, to help them plan, improve, and structure their PAT services to meet community needs. (ODL became a national leader in developing Edge when it was selected by

# Department of Libraries

the Bill & Melinda Gates Foundation to serve on the planning committee charged with developing an assessment tool.)

## **Goals For The Upcoming Year:**

- Expand the Library Edge Assessment program in Oklahoma by purchasing a statewide license, and offer libraries the direct customer survey tool, IMPACT, via a statewide license. This will provide stakeholders in local communities with the assessment tools and survey results to see how their library is supporting the priorities of the community, while providing libraries with guidance in planning and improving their public access technology services.
- Use Edge and IMPACT results to help public libraries improve their capacity to deliver high quality services to their customers. ODL will offer training on federal e-rate funding opportunities, and grants to upgrade to high broadband or to correct network issues limiting delivery of Internet access to the customer.
- Stage pilot project to field test identified software for preservation of electronic content, which could be adapted for potential use with state agencies.
- Complete move of 44 individual library websites hosted by ODL's Public Library Website project to the WordPress platform, making management of sites easier for local library staffs. Citizens in 33 rural Oklahoma counties have online access to their public libraries 24/7 due to this project.

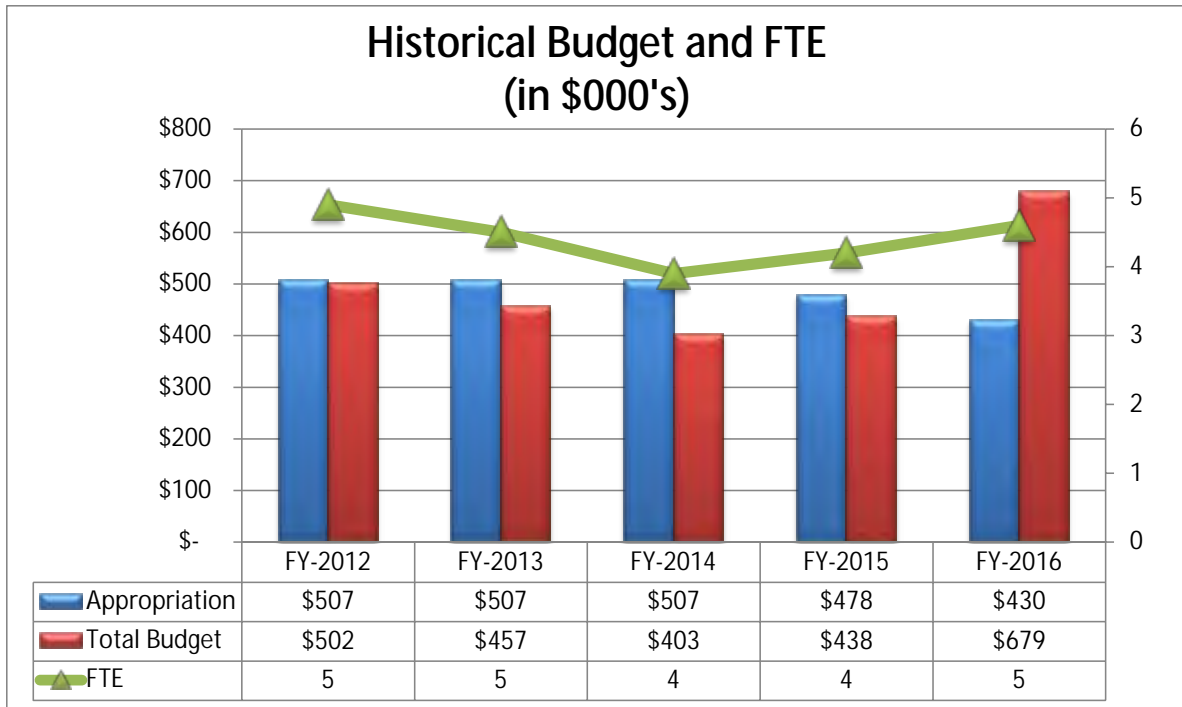
## **Major Agency Projects:**

- Secured private grants totaling more than \$43,000 to sponsor a four-year Reading Roundup project that will bring Oklahoma children and young adult authors to five public libraries and five schools each year. Selected books by the authors will also be placed in all Oklahoma public libraries. The project will lead to a statewide Teen Reading Festival in Guthrie.
- Planned move of ODL collections and staff at the State Capitol to the Allen Wright Memorial Library due to the Capitol renovation work. Collection assessment, collection weeding, and transition from print to electronic subscriptions were plotted and performed prior to vacating the Capitol.

## **Savings, Efficiencies and Shared Services:**

- ODL's statewide licenses for the EBSCO and Britannica School online reference databases save taxpayers 90%. ODL pays 10% of what the cost would be if individual libraries and schools had to purchase the databases themselves. In addition, smaller schools and libraries would simply not be able to afford access to these important tools for students and library customers. Oklahomans conducted almost 143 million information searches on these databases last fiscal year.
- Combined the Oklahoma Publications Clearinghouse and the Law and Legislative Reference Division into one location. This action provides back-up staffing for both units and broadens the scope of resources.
- The move of staff and materials from the State Capitol was done by ODL staff, thereby saving bond funds. Additional savings of bond funds were accomplished by relocating staff and materials into existing ODL properties, eliminating the rent expense.

## Lieutenant Governor



Oklahoma's Lieutenant Governor serves in place of the Governor when the Governor leaves the state, and serves on the Governor's cabinet as Small Business Advocate. Also, the Lieutenant Governor serves as the President of the Oklahoma State Senate, casting a vote in the event of a tie and presiding over joint sessions of the State Legislature. In addition, the Lieutenant Governor presides over, or is a member of, the following nine state boards and commissions:

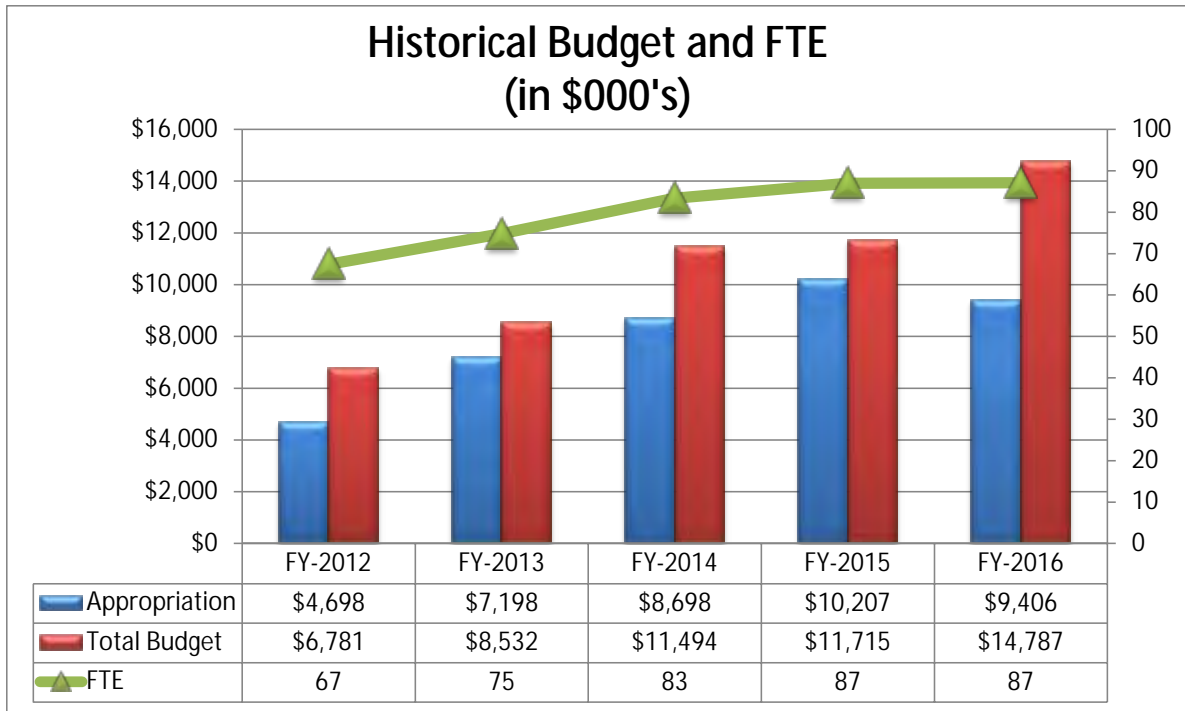
- Chairman, Oklahoma Tourism and Recreation Commission;
- Native American Cultural and Educational Authority;
- State Board of Equalization;
- Oklahoma Capitol Improvement Authority;
- Oklahoma Archives and Records Commission;
- Oklahoma Film and Music Advisory Commission;
- CompSource Oklahoma Board of Managers;
- Commissioners of the Land Office (School Land Trust); and
- Oklahoma Linked Deposit Review Board.

For more information, visit the [Lieutenant Governor's website](#).

### **Savings, Efficiencies and Shared Services in FY-2016:**

- Utilization of shared services through OMES for all accounting, human resources and purchasing.

## Medical Examiner, Office of the Chief

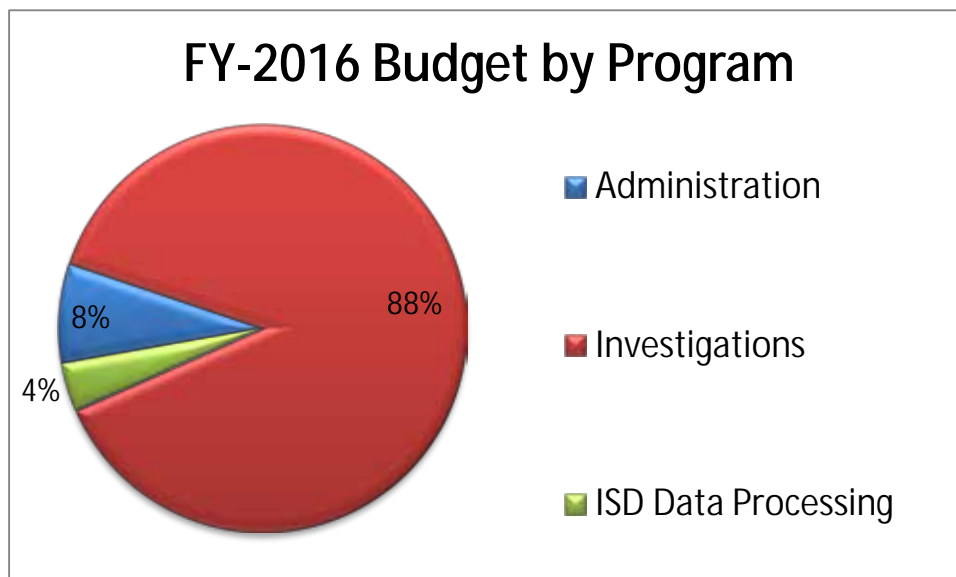


### Mission:

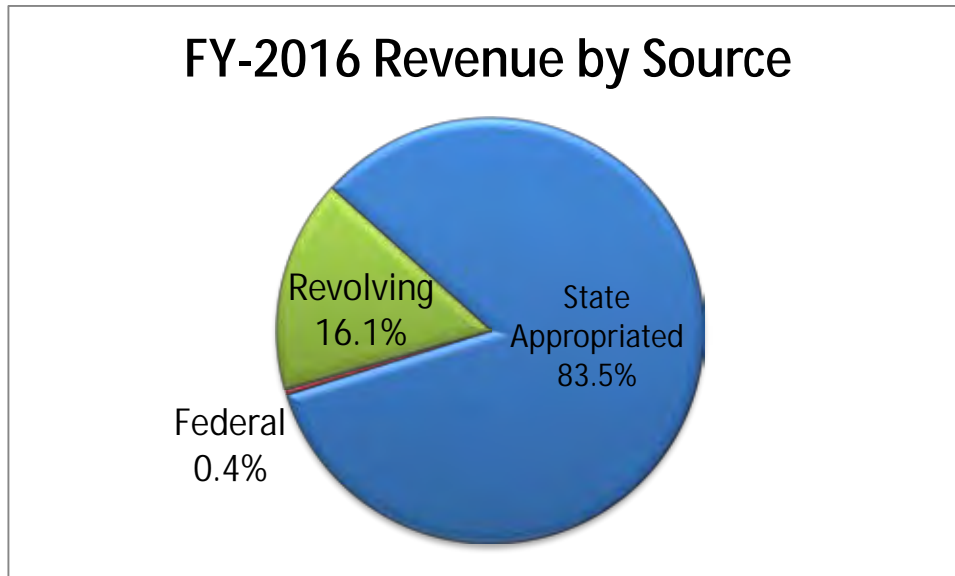
The mission of the Board of Medicolegal Investigations and the Office of the Chief Medical Examiner (OCME) is to protect public health and the safety of Oklahomans through the scientific investigations of deaths as prescribed by state statutes.

### Programs:

- Administration
- Investigations
- ISD Data Processing



## Medical Examiner, Office of the Chief



### Accomplishments Over the Past Year:

- The OCME has gone from an average of nine months to close a file to less than 90 days to close a file.
- The OCME's backlog of open cases for decedents is virtually eliminated.
- With the purchase of two LODOX (full-body, high-speed radiology) machines for the central and eastern offices, the OCME can accomplish full-body x-rays in 13 seconds per patient versus approximately 45 minutes with the old x-ray system. This has reduced turnaround time approximately 87%.
- The agency installed a robotic stain line for histology. This has improved the quality of the product as well as the turnaround time to produce the product.
- The OCME has grown from six to 12 forensic pathologists.
- The National Association for Missing and Unidentified Persons System (NAMUS) has determined Oklahoma is the top participant of all U.S. medical examiners in entering and identifying missing and/or unidentified persons.
- The OCME has maintained the accredited fellowship program through the Accreditation Council for Graduate Medical Education.
- The OCME developed and coordinated a mass disaster plan including policy, coordination with the Oklahoma Funeral Directors Association, disaster toe tags and drills.
- With grant funding from the Oklahoma State Department of Health (OSDH), the OCME has purchased hand held radios for statewide coverage in the event of a mass disaster.
- The agency has updated the teleconference systems between the central and eastern offices which has opened communication between both offices and allows for a unified practice across the agency.
- All eligible death investigators are now nationally certified with the American Board of Medicolegal Death Investigators (ABMDI). OCME is the only medical examiner office in the United States with 100% certified investigators.
- The OCME now holds a monthly lecture series for injuries.
- Previously, the northeast and southeast parts of Oklahoma were left without death investigators. The OCME has added three death investigators to each of these areas.
- With the purchase and installation of body lifts, injuries to staff are being prevented.
- The OCME has been in the process of digitally scanning all historical cases, which has reduced storage space.

# Medical Examiner, Office of the Chief

- The agency has developed, sized and trained a team of employees to handle hazmat scenes anywhere in Oklahoma.
- With the implementation of a digital dictation system, the OCME is able to more quickly process cases.

## **Goals For The Upcoming Year:**

- Secure reaccreditation for Oklahoma from the National Association of Medical Examiners (NAME);
- Construct an autopsy laboratory in Tulsa;
- Move forward with the central office building construction; and
- Maintain a case turnaround time of less than 90 days (60 when fully staffed).

## **Major Agency Projects:**

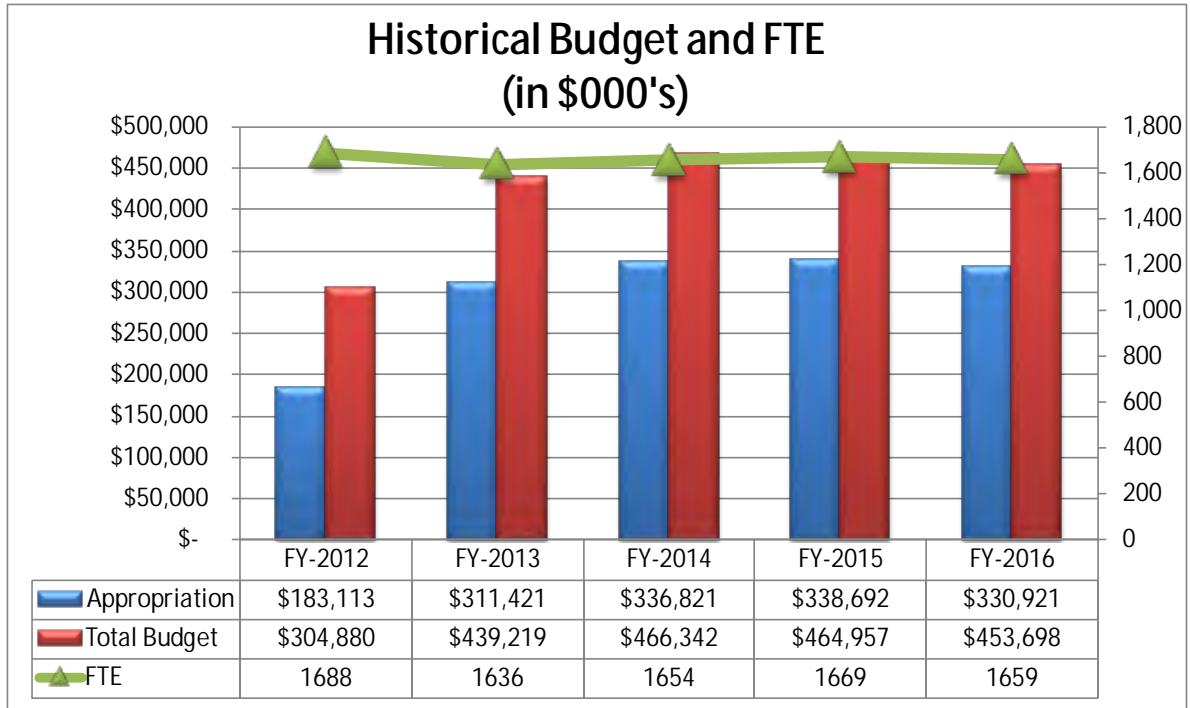
- Fully utilizing a recently installed Cryostat system which will improve the quality of the product as well as reducing turnaround time for results by approximately 3 weeks;
- Implementing tablets for all investigators and physicians, allowing for instant transfer of scene photos and bedside examinations, and in disaster situations allowing for the investigators to communicate directly with the control centers;
- Completion of a Radio Frequency Identification (RFID) system for decedent's location and security receipt and release;
- Digitally document the skeletal remains of 146 people in the OCME's custody;
- Continuing with digital imaging and working on the electronic medical record allowing the OCME to go to a paperless system;
- Installing Wi-Fi in the central office, which will allow for bedside data input of patient information at autopsy, as well as aide in other data transfers; and
- Examining cases in alignment with NAME autopsy standards, which will assist with reaccreditation.

## **Savings, Efficiencies and Shared Services:**

- With the installation of smart thermostats, the OCME is using less energy on weekends, holidays and evenings.
- The OCME implemented an electronic upload system for cremation and out-of-state permits, which has eliminated the need for one FTE.
- With the adjustment of hours for descendants to pick up/drop off items, the OCME has been able to eliminate three FTEs.
- The OCME has implemented CNG cars in non-rural areas.
- The agency installed efficient lighting in both autopsy suites.



# Department of Mental Health and Substance Abuse Services



**Mission:**

The mission of the Oklahoma Department of Mental Health and Substance Abuse Services is to promote healthy communities and provide the highest quality care to enhance the well-being of all Oklahomans.

**Programs:**

**Treatment and Recovery:**

- Community mental health centers
- Outpatient and residential substance abuse services
- Crisis and inpatient psychiatric care
- Drug courts and mental health courts
- PACT services
- Systems of Care
- Gambling outreach and addiction services

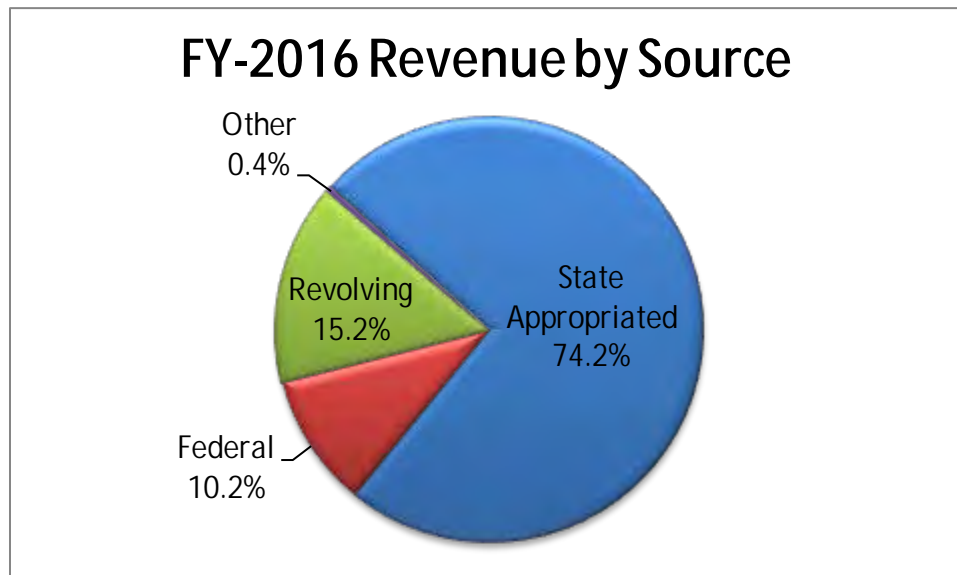
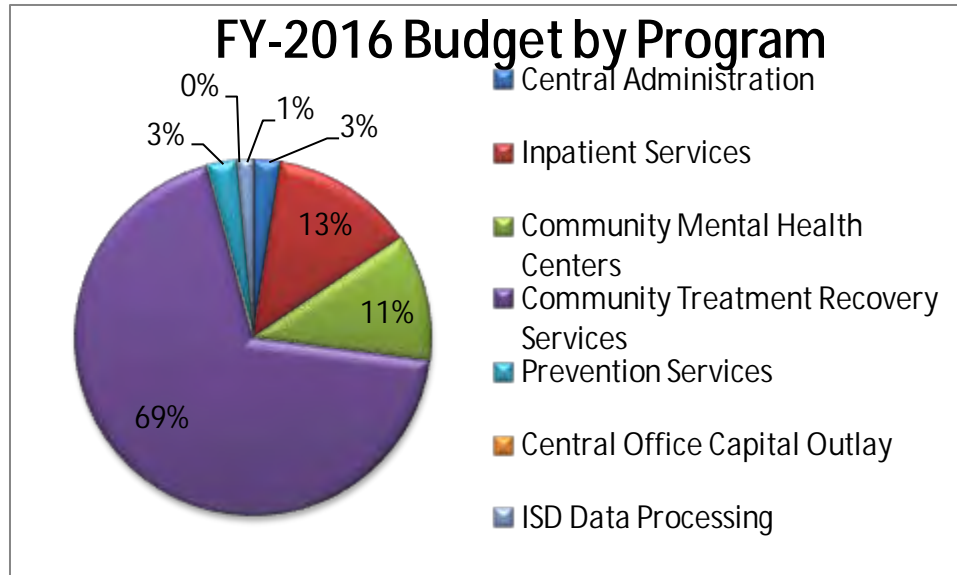
**Prevention:**

- Regional prevention coordinators
- Underage Drinking initiatives
- Prescription drug abuse prevention and treatment initiatives
- Synar (Illegal Tobacco Sales to Minors) Compliance

**Behavioral Health Medicaid Program:**

- Pre-authorization
- Reimbursement
- Policy and Rules

## Department of Mental Health and Substance Abuse Services



### Accomplishments Over The Past Year:

- Screened 7,339 offenders and recorded 5,410 final dispositions through the offender screening and assessments program with outcomes including an 87% decrease in the length of time an offender is jailed, \$2.2 million decrease in incarceration costs, and a 72% decrease in the length of time from arrest to drug court admission;
- Continued the successful drug court program which shows significantly better outcomes than incarceration, including a 6.5% recidivism rate versus 23.4% for those incarcerated as well as better employment rates after release which results in increased tax dollars;
- Sustained the positive outcomes resulting from mental health courts with an 80% reduction in jail days pre-admission versus post-admission, 91% improvement in unemployment, 80% drop in needed inpatient services, and a 92% decrease in arrests;
- Created a statewide Prescription Drug Abuse Prevention initiative;
- Trained more than 200 Question, Persuade, and Refer instructors statewide with the goal of suicide

# Department of Mental Health and Substance Abuse Services

- prevention and received one of four national grants to implement suicide prevention and intervention strategies in behavioral health and primary care settings, including 6,000 practicing primary care physicians and 83 emergency rooms;
- Created an online physician certification training program which is required for reimbursement of Alcohol and Drug screening and intervention protocols, and established the Prevention in Practice web presence which provides information and resources as well as links to online training;
  - Trained OU Trauma in SBIRT implementation, and proceeding to finalize agreements with three OKC metro based health systems to implement SBIRT in all primary care locations;
  - Partnered with the Regional Prevention Coordinators and law enforcement to complete 1,646 alcohol compliance checks for youth access; conducted, since 2010, 1,167 trainings to teach responsible beverage service and sales and trained 468 2M2L officers;
  - Created the TakeasPrescribed.org website which generated approximately 71,000 website hits and a television PSA which ran 7,700 times, reaching over 1.5 million Oklahomans;
  - Saved 20 lives through the Naloxone training and emergency responder program in Tulsa, resulting in increased interest from other law enforcement agencies;
  - Saw the Behavioral Health Medicaid growth rate drop to 1.7% from 7% in FY-2014; and
  - Employed a rigorous RFP process to select 22 qualified health home providers statewide who implemented an array of comprehensive health services, serving approximately 10,000 Oklahomans with initial analysis showing overall improvement.

## **Goals For The Upcoming Year:**

- Continue to provide core services of superior quality to the citizens of Oklahoma.

## **Major Agency Projects:**

- Continuing the statewide TakeasPrescribed initiative that includes media, public outreach and information sharing, education and training for health/medical professionals, data analysis and community partnerships;
- Working with the Oklahoma Pharmacy Association and major pharmacy chains to increase availability of Naloxone to the public;
- Expanding suicide prevention efforts throughout the state and working to identify key intervention strategies to positively impact the issue including engagement of suicide prevention and intervention strategies within behavioral health and primary care settings and the Zero Suicide effort which provides specialized training and resources for behavioral health clinicians statewide;
- Advancing jail screenings to 11 counties interested in implementing the program;
- Continuing to work with community, hospital, and law enforcement leaders to address the issue of needed crisis center services and the resulting impact on communities;
- Recognizing further behavioral health Medicaid savings and realizing increased efficiencies/quality of care;
- Continuing an aggressive plan to make available Mental Health First Aid (MHFA) training and support services for all school systems statewide; and
- Working with the City of Norman to partner in the local development of agency lands surrounding Griffin Memorial Hospital that will further community goals while paying for the upkeep and renewal of needed service infrastructure on the hospital campus.

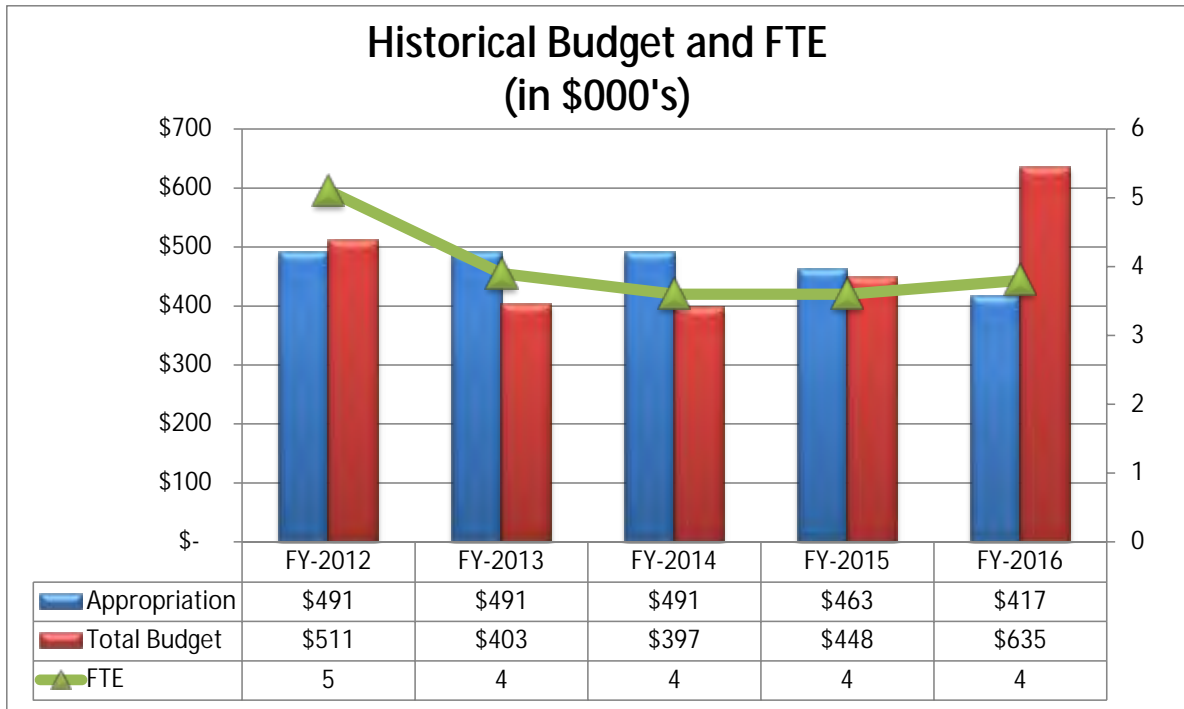
## **Savings, Efficiencies and Shared Services:**

- Limited the behavioral health Medicaid growth rate to 1.7% in FY-2016 down from the average growth rate of 14% in FY-2012 with approximately \$92 million dollars saved through the reduction;
- Saved \$5.8 million through the largest telemedicine network in the nation that specializes in behavioral health with over 34,000 individuals receiving services via telemedicine;

## Department of Mental Health and Substance Abuse Services

- Utilized urgent care services and development of community response teams at the Oklahoma County Crisis Intervention Center (OCCIC) to increase treatment options and reduce the number of inpatient days for clients which has saved over \$1 million in the past year and resulted in a 51% reduction in repeat visits over a 30 day period with 95% of patients being linked to treatment services within seven days of discharge; and
- Continued to accrue savings through the drug court program from the reduced cost of the program versus incarceration as well as the better employment and social outcomes associated with drug courts.

# Merit Protection Commission



## Mission:

The mission of the Merit Protection Commission is to protect the state's merit system utilized by state agencies, their employees, and citizens for the State of Oklahoma. Their mission is accomplished through the commission's powers to receive and act on complaints, trainings, counseling and consultation, in conjunction with voluntary mediation and mandatory negotiation. The rights and responsibilities of public officials, state employees and applicants are protected through the commission's investigative powers, dispute resolution systems and administrative hearing process.

## Programs:

- Alternative Dispute Resolution (ADR)
- Grievance Management
- Appeals
  - Investigations
  - Hearings
  - Training

## Accomplishments Over The Past Year:

- During FY-2015 the agency processed 51 Discharges, 2 Demotions, 25 Suspensions without pay, and 88 alleged violations involving allegations of violations of the Personnel Act, Merit Rules, whistleblower retaliation, and discrimination.
- We provided four Grievance Manager training, two Initial Grievance Manager trainings and four Progressive Discipline trainings to managers, supervisors and employees; and
- In keeping up with the states mission of transparency, we updated our website to include Final Decisions.

## Goals For The Upcoming Year:

- Continue with the agency mission to provide a fair independent employment resolution system; and

# Merit Protection Commission

- Expand our training and counseling by offering Investigative trainings and outreach to agency field employees.

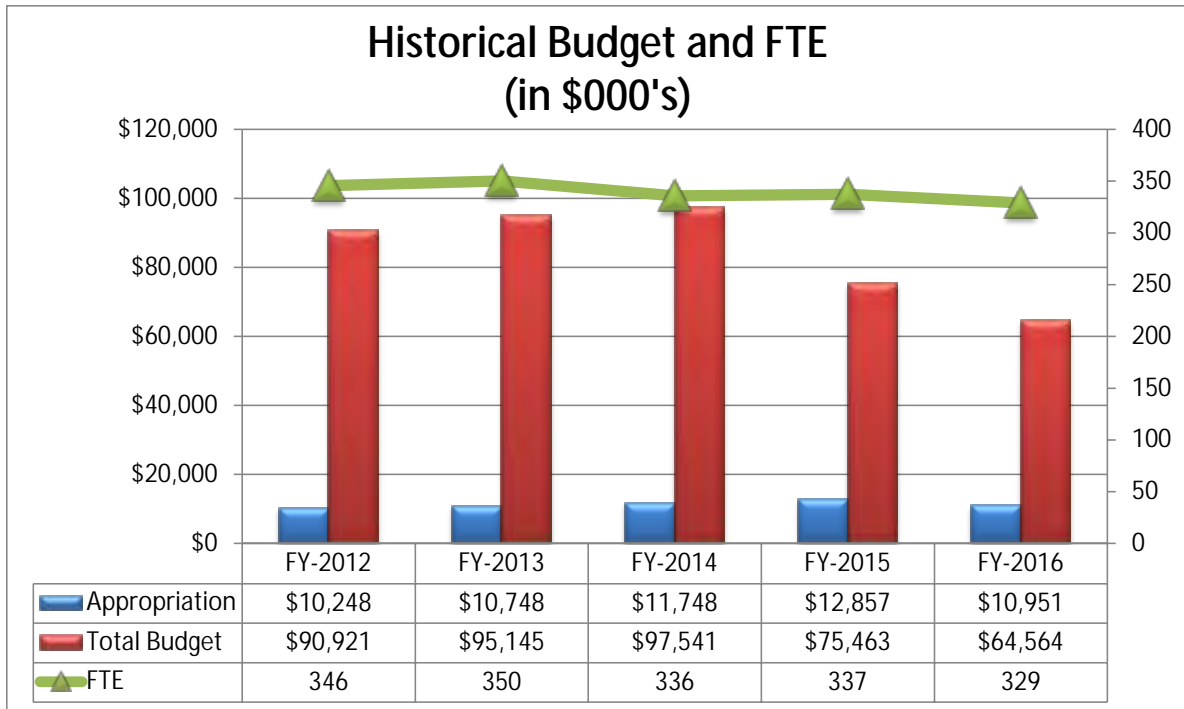
## **Major Agency Projects:**

Update our Merit Rules Title 455: to be compliant with changes in the Personnel Act.

## **Savings, Efficiencies and Shared Services:**

- The agency continues to save the State of Oklahoma of Oklahoma money by providing a cost effective way of resolving disputes at the lowest level possible. There were 166 appeals filed with our agency in FY-2015 and of that number only three continued by filing cases in district court. Our response time has risen due to a decrease in full time employees (FTE's) yet we continue to provide an expeditious process in comparison to the district court.
- We are fully IT consolidated and utilize Agency Business Services (ABS) of the OMES for our accounting functions.

# Military Department



## Mission:

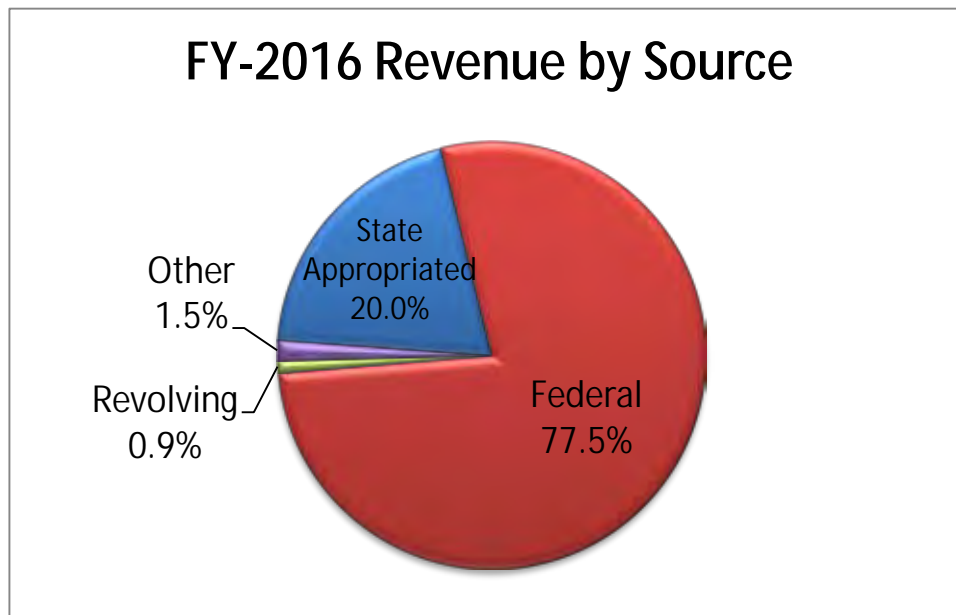
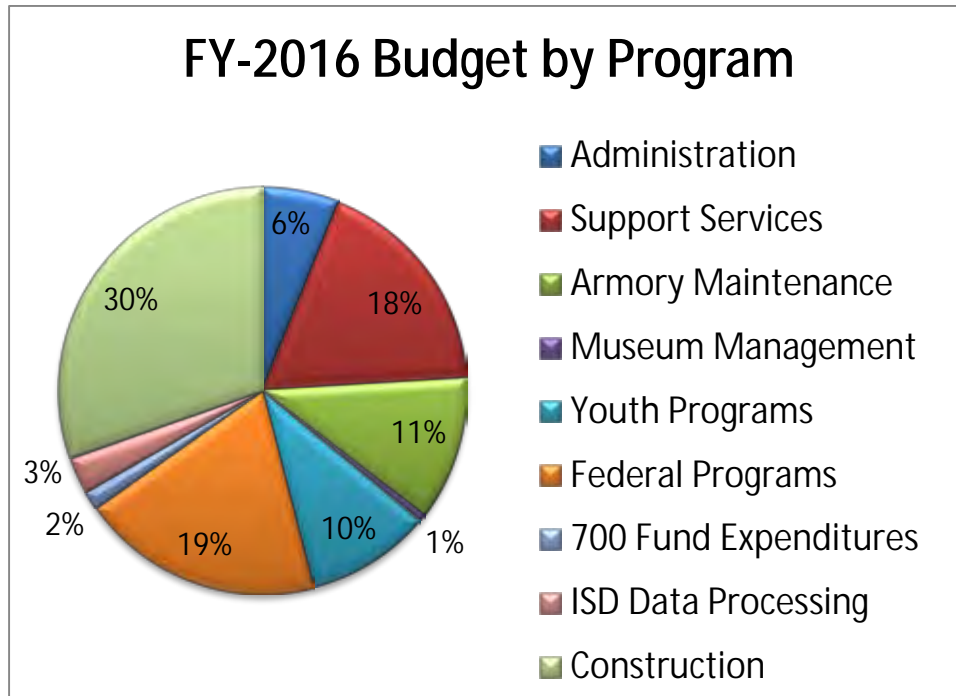
The Oklahoma Military Department (OMD) is comprised of the Oklahoma National Guard (OKNG) which provides ready units and personnel to the State and Nation in three roles:

- State: To provide fully trained units, Soldiers, and Airmen to support civil authorities in times of natural or manmade disasters and to mobilize in order to provide special services in preserving peace, order, and public safety, at any time, on order of the Governor of Oklahoma;
- Federal: As a part of the United States Army and Air Force, to provide fully trained units, Soldiers, and Airmen prepared to mobilize, deploy, and execute all war-time missions on order of the President of the United States; and
- Community: Implement and execute Federal Programs in the areas of Drop-Out Recovery/High School Completion; Science, Technology Engineering and Math (STEM) for at risk youth; Counterdrug Operations in support of Local, State and Federal efforts; and to participate in local, state, and national programs that add value to Oklahoma.

## Programs:

- Administration
- Support Services
- Armory Maintenance
- Museum Management
- Youth Programs
- Federal Programs
- 700 Fund Expenditures
- ISD Data Processing
- Construction

## Military Department



### Accomplishments Over the Past Year:

- Implemented agency-wide force protection measures to arm certain National Guard Service Members due to increased threats to our Soldiers, Airmen and civilian employees;
- Completed Armory Modernization Project at the Tulsa Readiness Center and began the planning/design for the Edmond Readiness Center;
- Graduated 256 at-risk youth from the Thunderbird Youth Academy; and
- Taught over 2,000 5th-graders in Science, Technology, Engineering and Math (STEM) through the DoD STARBASE Program.



# Military Department

## **Goals For The Upcoming Year:**

- Plan and upgrade facilities to meet future requirements and National Investment Strategy standards to include improvements in Force Protection and state-of-the-art information technology systems;
- Improve and expand our Youth Programs, utilizing federal funds to assist in Oklahoma's efforts in STEM education and at-risk youth recovery and education; and
- Right-size infrastructure, personnel, and equipment to meet force structure needs and requirements.

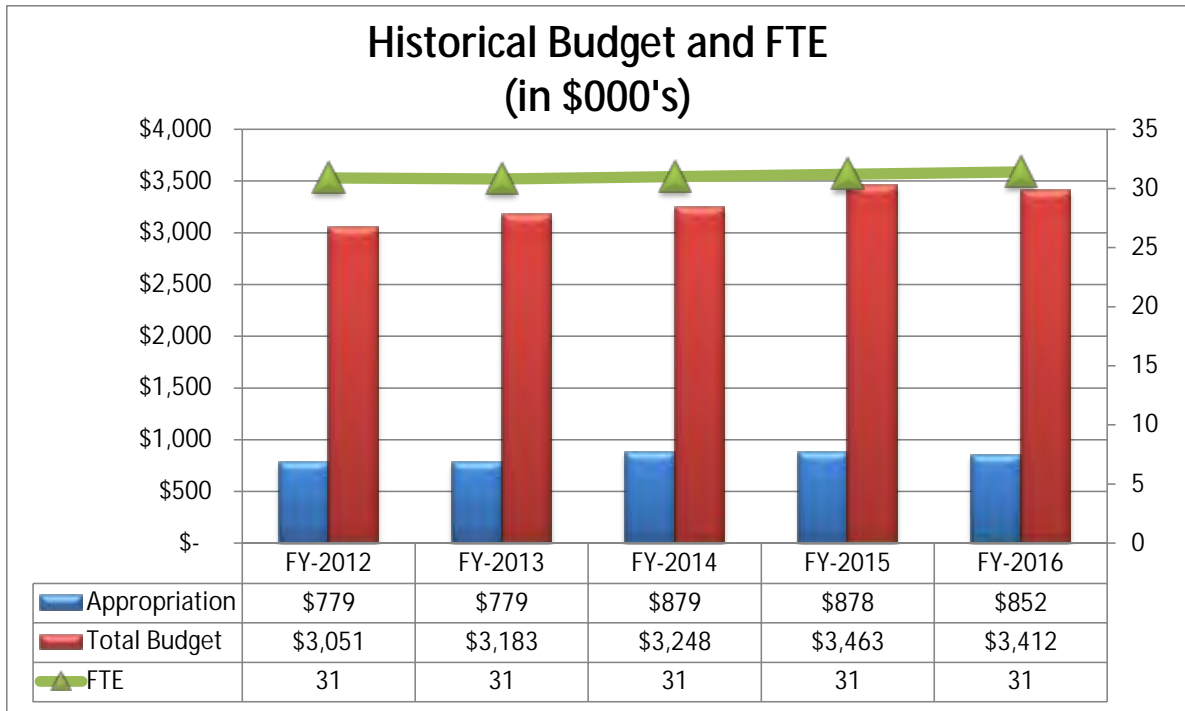
## **Major Agency Projects:**

- Edmond Readiness Center modernization;
- Begin construction project for the Ardmore Readiness Center; and
- Improve facilities at the Thunderbird Youth Academy Program in Pryor.

## **Savings, Efficiencies and Shared Services:**

- Shared costs with the Federal Government, leveraging \$11,856,826 in State Appropriations with \$35,409,956 in Federal Matching Funds; and
- Tulsa Readiness Center Modernization included updates to the Heating Ventilation Air Conditioning (HVAC) System, Environmental Management Control System (EMCS), water supply system, and building insulation, placing that facility in line with the Oklahoma Facilities Energy Conservation Program.

# Department of Mines



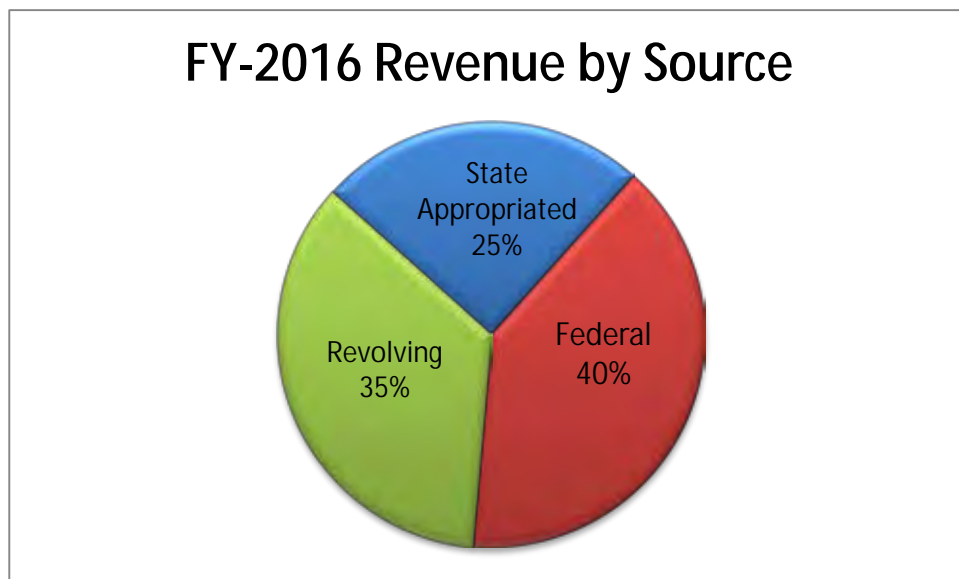
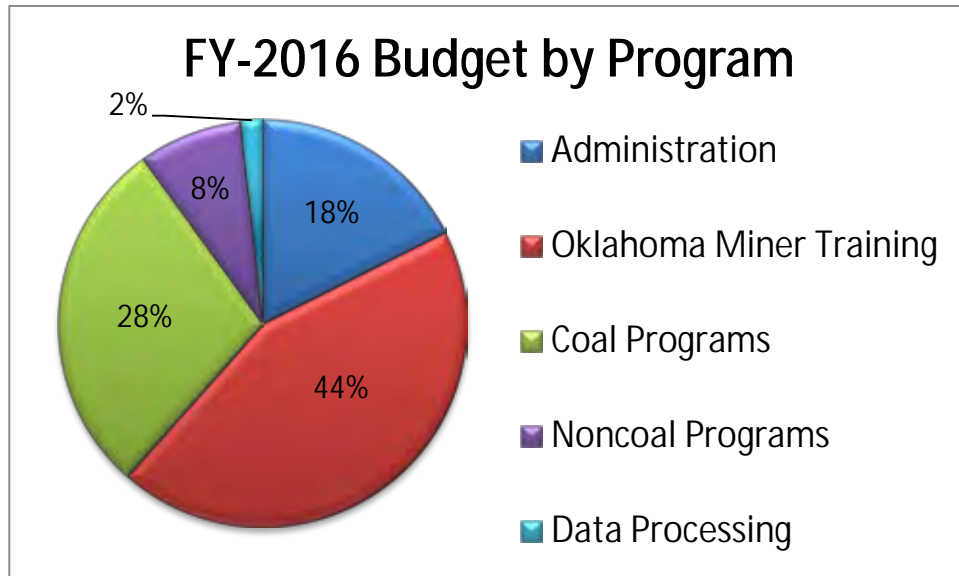
## Mission:

The mission of the Oklahoma Department of Mines (ODM) is to protect the environment of the state, to protect the health and safety of the miners and to protect the life, health, and property of affected citizens through enforcement of state mining and reclamation laws.

## Programs:

- Administration
- Oklahoma Miner Training Institute
- Coal Division
- Non Coal Division
- Minerals Division
- Information Technology/Data Processing

## Department of Mines



### Accomplishments Over The Past Year:

- OMES assisted the Wagoner field office with a change in our Internet provider and computers were updated to allow for better connectivity for staff and access of shared files with the Oklahoma City office.
- The Coal Division assisted the Oklahoma Conservation Commission and the federal Office of Surface Mining in reclaiming an abandoned mine site which was a potential safety hazard to Oklahoma citizens.
- Assisted the Oklahoma Department of Transportation with the use of explosives in the road construction work on I-35 as a result of the rock slide that occurred in southern Oklahoma.

# Department of Mines

## **Goals For The Upcoming Year:**

- The agency places a high priority on maintaining another year that is free of fatalities on the mine sites. The state's excellent safety record can in part be credited to the continued miner training provided by the Oklahoma Miner Training Institute, and the regular presence of the Health and Safety Inspectors at the mine sites. Training videos will be added to the agency website for public access.

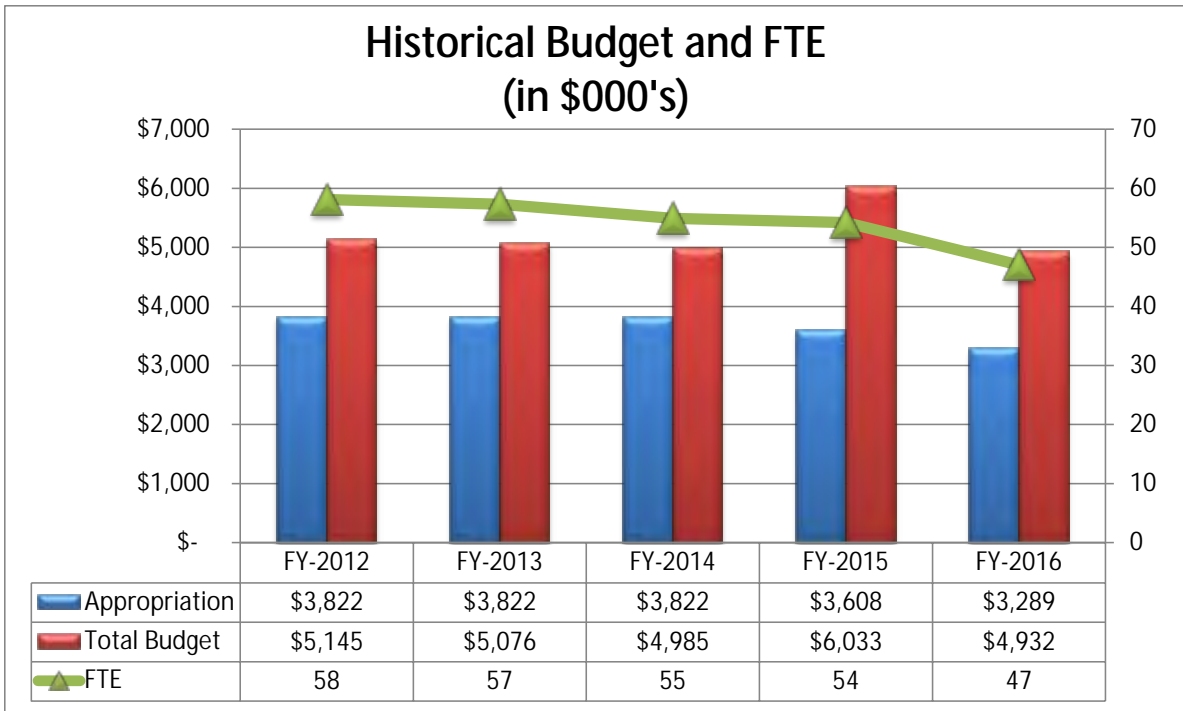
## **Major Agency Projects:**

- The Coal Division is continuing to work on the agency mapping project involving a wide format scanner making maps available for public use as well as agency needs. The OMES IT division will also be assisting in the continued implementation of electronic permitting for the coal industry.

## **Savings, Efficiencies and Shared Services:**

- The Department continues to utilize the ABS division of OMES for payroll services, thereby saving the cost of an HR specialist on staff. A newly created agreement for clearing account and agency special account reconciliations has been reached starting in FY-2016.
- Continued savings are realized with the Health and Safety Inspectors maintaining their point of work base from their homes.

# Oklahoma Educational Television Authority

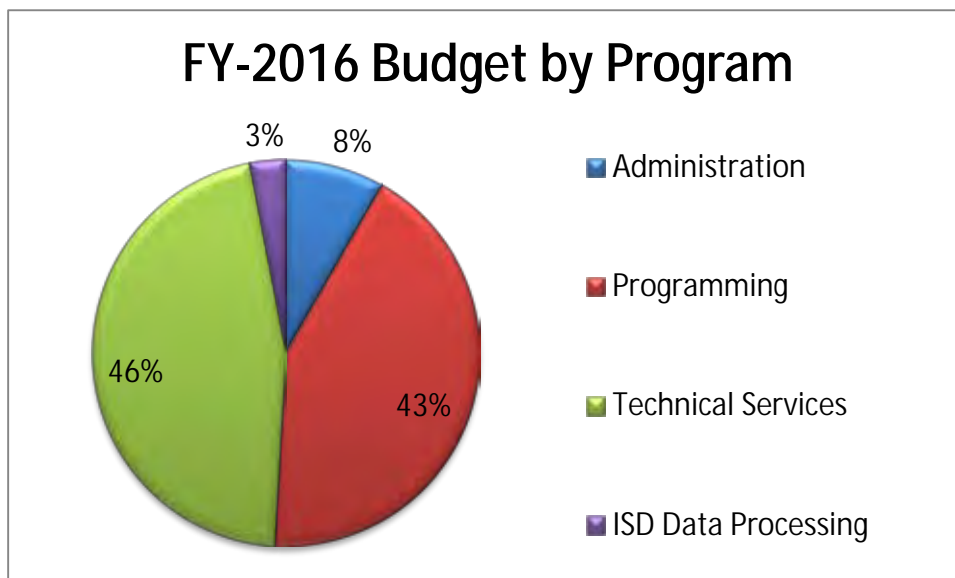


## Mission:

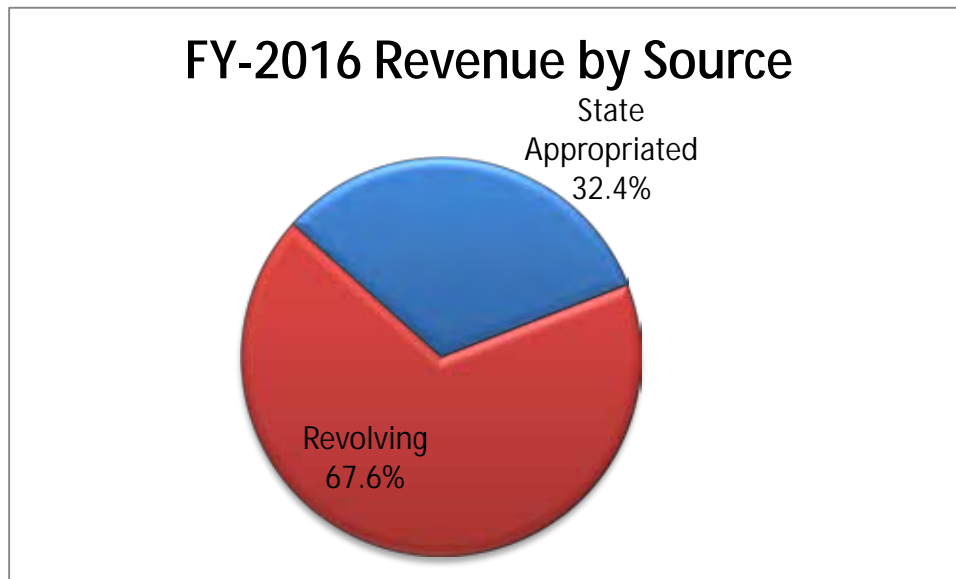
The Oklahoma Educational Television Authority's (OETA) mission is to provide essential educational content and services that inform, inspire and connect Oklahomans to ideas and information that enrich our quality of life.

## Programs:

- Administration
- Programming and Production
- Technical Services
- ISD Data Processing



# Oklahoma Educational Television Authority



### Accomplishments Over The Past Year:

- **OETA LEARNING MEDIA:** Increased OETA Learning Media digital classroom service, with over 7,000 Oklahoma teachers and home educators using OETA's online library of 100,000 free classroom tools and teacher resources. Partnership with the Oklahoma State Department of Education (OSDE) ensures teachers are aware of and utilizing these invaluable classroom tools.
- **LITERACY SERVICES:** Based on OETA's award-winning literacy-based television programming, nearly two hundred K-3rd grade children participated in the Winter Writer's Fair (a children's writing workshop) and the writer's contest designed to increase literacy through writing. Contest winners went on to represent Oklahoma in the national PBS Kids Go! Writers Contest. OETA also provided more than 15,000 books through the school year to increase literacy skills in children by helping them to build their home libraries, making books readily accessible to students who may not otherwise have them.
- **READ ACROSS OKLAHOMA:** Partnered with the Oklahoma Department of Libraries, Metro Tech, and Oklahoma City Public Schools to double attendance to Read Across Oklahoma. More than 5,000 at-risk pre-school children and families attended a day of interactive literacy activities, and received free books at the Oklahoma City Zoo.
- **EXPLORE THE OUTDOORS:** Partnered with Oklahoma State Parks and the Oklahoma Energy Resources Board to provide interactive science and nature learning experiences based on OETA's STEM programming for children.
- **SUMMERFEST:** Provided a cross-curriculum interactive learning experience for more than 4,000 children in the Tulsa area through the Summerfest community engagement event. Families participated in various activities from Literacy to STEM to Health and Wellness activities based on a combination of concepts from OETA's award winning television programming, and academic standards from the OSDE.
- **STEM FAIR:** Partnered with the Tulsa Children's Museum to sponsor the OETA STEM Fair, a one day STEM competition where nearly 100 parent/child teams worked together to complete STEM projects where they created or improved a simple machine.
- **WORKFORCE DEVELOPMENT:** Partnered with various local and state literacy organizations (such as the Oklahoma City Metro Literacy Coalition and the Oklahoma Literacy Coalition) to provide content dedicated to raising Oklahoma's high school graduate level and expanding/adapting the skill sets for workers in the changing job market.

# Oklahoma Educational Television Authority

- **DIGITAL CONTENT:** Expanded statewide content services to include digital projects like “What’s the Deal?” a STEM-focused online-only series targeting Oklahoma middle school students. Educational materials for the classroom are in development and will be available in Fall 2015.
- **TEACHER TRAININGS:** Conducted a statewide teacher professional development training program to help educators to best leverage OETA content in the classroom, as well as available community level programs. Training covered topics that explain the use of tools such as LearningMedia, OETA children’s programming, and Ready to Learn initiatives in the classroom.
- Provided election coverage throughout the final six months of the year along with several episodes of “Oklahoma Forum” that gave viewers an opportunity to meet candidates and hear discussions of issues.
- Broadcasted inauguration ceremonies at the Capitol and the Governor’s annual State of the State message. As the session unfolded, the OETA Oklahoma New Report regularly provided comprehensive reports on developments as they happened at the State Capitol.
- Award winning Documentary & Arts programs that explored “Cancer Research” in Oklahoma, the “101 Ranch”, “Cowboys of Color”, and “Mr. Sam and the Arcadia Round Barn”. OETA is the only true alternative educational, informative and non-commercial venue for Oklahomans of all ages across the state.

## **Goals For The Upcoming Year:**

- Providing the highest quality educational programming and outreach services possible to connect Oklahomans to ideas and enriching information. With assistance of the OETA Foundation, OETA launched a \$12 million “Campaign for OETA” which will help fund the type of innovative, informative, and inspiring content and engagement necessary to connect Oklahomans to a lifetime of learning and discovery.
- Convert OETA satellite distribution system to fiber network to all transmitter sites throughout Oklahoma with annual operating cost savings of \$200,000 per year;
- Seek private funding for a collaborative journalism initiative, and continue to work with other news organizations to gather and disseminate information about the legislative process, issues of statewide significance, and free enterprise in Oklahoma; and
- Continued expansion of Ready to Learn with a robust statewide engagement effort, including free book distribution, professional development, parent workshops, community learning events and more.

## **Major Agency Projects:**

- With assistance from the OETA Foundation, OETA plans to continue the \$12 million “Fulfilling the Dream Campaign” which will help fund the type of creative, informative, and inspiring multimedia content and engagement necessary to connect Oklahomans to a lifetime of learning and discovery.
- Conversion of OETA satellite program distribution network to Oklahoma fiber network system. Funds used for annual operational satellite expenses will no longer be sent out of state for services;
- Coverage of the State of the State with Governor Mary Fallin and legislative coverage, including the potential to begin CSPAN style coverage of the legislature as well as coverage of other government activities from the Capitol; and
- Continue statewide teacher professional development training program with the guidance of the OSDE for educators to assist with classroom instruction using OETA online and television content, as well as available community level programs. Training will cover topics that explain the use of tools such as LearningMedia, locally produced STEM online series, “What’s the Deal?” along with its specific Oklahoma curriculum for Oklahoma educators, OETA children’s programming and Ready to Learn initiatives in the classroom. Over 100,000 digital assets along with OETA’s library will be combined with state standards and made available online through OETA.TV.

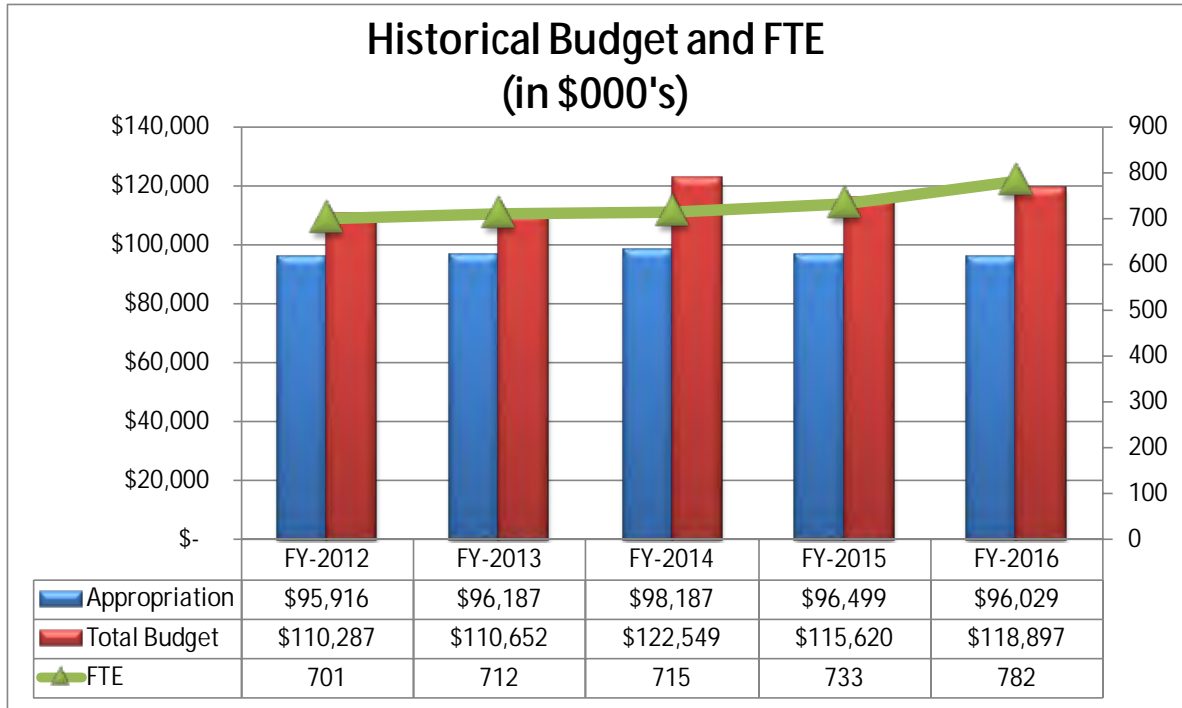
# Oklahoma Educational Television Authority

## **Savings, Efficiencies and Shared Services:**

- Filling only positions that become vacant if they are vital to the organization;
- Continue looking for other ways to save through energy efficiencies, working with Oklahoma's 20 x 2020 program, and OMES shared services division; and
- Connecting 18 transmitters to fiber for transmission of programming throughout Oklahoma. OETA operations budget will see an annual cost savings of approximately \$200,000.



# Office of Juvenile Affairs



## Mission:

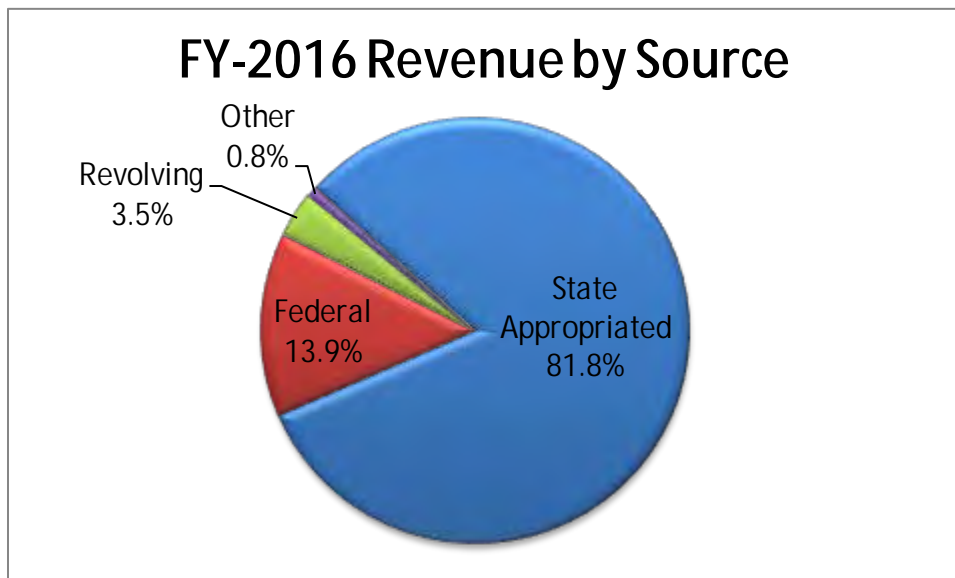
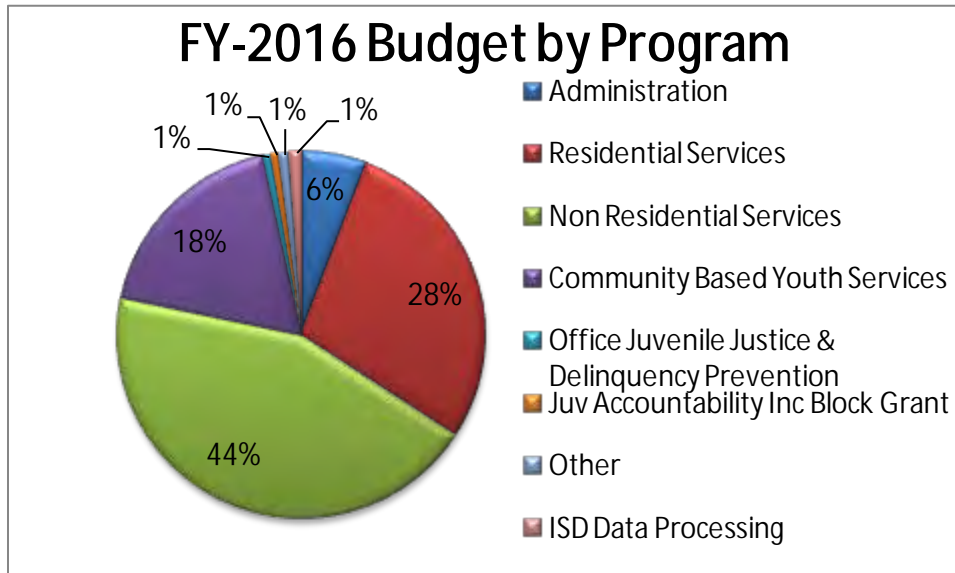
The mission of the Office of Juvenile Affairs (OJA) is to provide professional prevention, education and treatment services as well as secure facilities for juveniles in order to promote public safety and reduce juvenile delinquency.

## Programs:

- Residential Programs:
  - Secure Institutions
    - § Central Oklahoma Juvenile Center (COJC) - Tecumseh
    - § Southern Oklahoma Juvenile Center (SOJC) – Manitou
    - § Oklahoma Juvenile Center for Girls (OJC4G) – Norman
  - Oklahoma Youth Academy
  - CareerTech Training
- Non-residential Programs:
  - Juvenile Services Unit - District/County Services
  - Group Homes
  - Specialized Community Homes
  - Therapeutic Foster Home Program
  - Juvenile Offender Victim Restitution Work Program
  - Regional Secure Detention Centers
- Reintegration Programs:
  - Community-At-Risk Services (CARS)
  - Residential Substance Abuse Treatment
  - State Transition and Reintegration Services (STARS)
  - Life Skills
- Community Based Youth Services
  - First Offender Program

# Office of Juvenile Affairs

- Emergency Youth Shelters
- Community Intervention Centers
- School-based Services
- Federal Grant Programs
  - Juvenile Justice and Delinquency Prevention
  - Juvenile Accountability Block Grants



## Accomplishments Over The Past Year:

- Achieved accreditation from the American Correctional Association (ACA) for the Juvenile Services Unit (JSU) and Southwest Oklahoma Juvenile Center (SOJC);
- Carried out the statewide training, Think Trauma-Training for Staff in Juvenile Justice Settings, for all JSD/JSU and Institutional Services Division (ISD) staff;
- Implemented a trauma screener Adverse Childhood Experiences (ACE), a trauma assessment (CATS), and a trauma safety plan for all youth entering secure care;

## Office of Juvenile Affairs

- Applied evidence-based prevention programming in 21 Youth Service Agencies, serving approximately 4,800 children in a school-based setting;
- Began participation in a pilot program for Motivational Interviewing to be implemented statewide both in the JSU and ISD;
- Upgraded the evidence-based Youth Level of Service/Case Management Inventory (YLS/CMI) which is a risk and needs assessment that provides a reliable classification and predicts reoffending traits for juvenile populations. It is utilized for pre-adjudicatory youth to screen for risk and needs to ensure appropriate dispositional recommendations and proper placement.
- Provided training/certification on the Case Management System (CMS) and the YLS/CMI to the Oklahoma County Juvenile Bureau (JB) so they can implement the assessment and treatment planning to their probation youth which streamlines the process and is used for coordination of crossover youth from the JB to OJA.
- Opened a 16-bed, male Level E Group Home, Welch Skill Center, that focuses on Career Tech where youth are given the opportunity to attend adult education through the local technology center to gain certification in whichever field they choose;
- Established a MOU with multiple state agencies through the Children's System Data Sharing Committee (CSDSC), focusing on data sharing and implementing data sharing projects. The CSDSC seeks to identify coordinated ways of serving shared clients and achieving improved outcomes.
- Continued with the project "Youth in Custody", which focuses on family engagement and re-entry and emphasizes engaging and supporting the families of children receiving rehabilitative treatment in an OJA out-of-home placement. The youth and families assist in re-entry planning, family counseling, educational and employment training decisions, and discharge readiness.
- Continued the Multi-Systems Integration (MSI) Performance Partnership Pilot that targets ways to improve multi-systems integration and collaboration for those youth who crossover agencies, in order to ensure a continuum of services that increase local capacity, provide support services, and improve outcomes;
- Implemented Develop U, an Independent living program for all youth in secure care;
- Implemented gender specific evidence-based parenting curriculum "Nurturing skills for teen parents" at OJC4G; and
- Implemented a workforce investment project at COJC where youth are assessed and matched with local jobs in the community.

### **Goals For The Upcoming Year:**

- Seek successful completion of the PREA Audit at OJC4G, as required by federal law;
- Strive for ACA accreditation for the OJC4G;
- Implement statewide Global Appraisal of Individual Needs (GAIN) short screener to be utilized at intake of youth referred to JSU;
- Begin statewide implementation of Adverse Childhood Experiences (ACE) Trauma Screener to be assessed after a delinquent adjudication;
- Perform a detailed analysis to evaluate the state of current resource utilization to obtain increases in efficiencies; and
- Establish a social media presence on Facebook, Twitter, and YouTube and revitalize OJA's website, making it responsive to the needs of the general public and converting to a Gen4 template.

### **Major Agency Projects:**

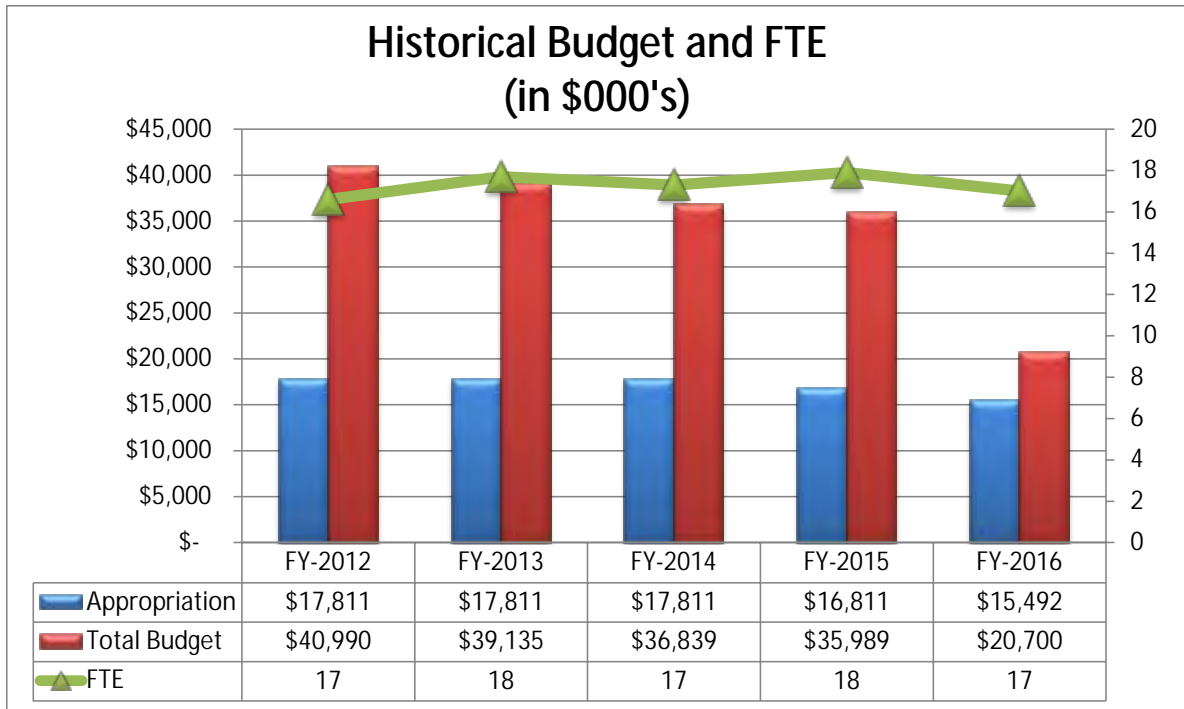
- The agency completed all projects from FY-2015 and will not be seeking additional funding for any major projects. The agency will focus on maintaining current levels of service and the "Goals for Upcoming Year" listed above.

# Office of Juvenile Affairs

## **Savings, Efficiencies and Shared Services:**

- Implemented a process in which staff input is requested on proposed changes that might improve services, costs, or productivity, and set up a process for assessing the impact that changes in agency programs will have on the overall juvenile justice system;
- Received services from the Oklahoma Department of Human Services (DHS), State Auditor and Inspector, Office of Management and Enterprise Services, Attorney General's Office, Department of Rehabilitation Services (DRS), and Department of Education;
- Established a multi-system shared DRS staff to provide services to youth placed in Norman area at DHS, OJA, and private facilities. The partnership included, Norman Public School, DHS, OJA, Oklahoma Department of Mental Health and Substance Abuse Services, Children and Youth Commission, and DRS;
- Participated in the first phase of a selection process to determine inclusion in a recidivism reduction project through the Council of State Governments, Submitted a letter of intent to the Vera Institute, the first phase of the application process for a technical assistance project to improve the treatment of non-offending and status-offending youth within Oklahoma's juvenile justice system; and
- Partnered with the Annie C. Casey foundation and the Oklahoma Association of Youth Services to expand existing community-based programs.

# Center for Advancement of Science & Technology



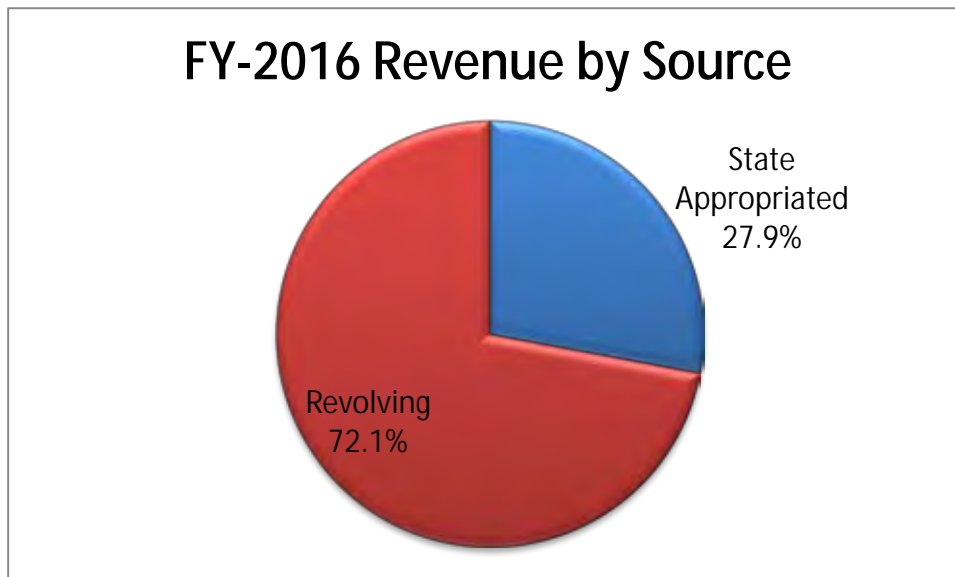
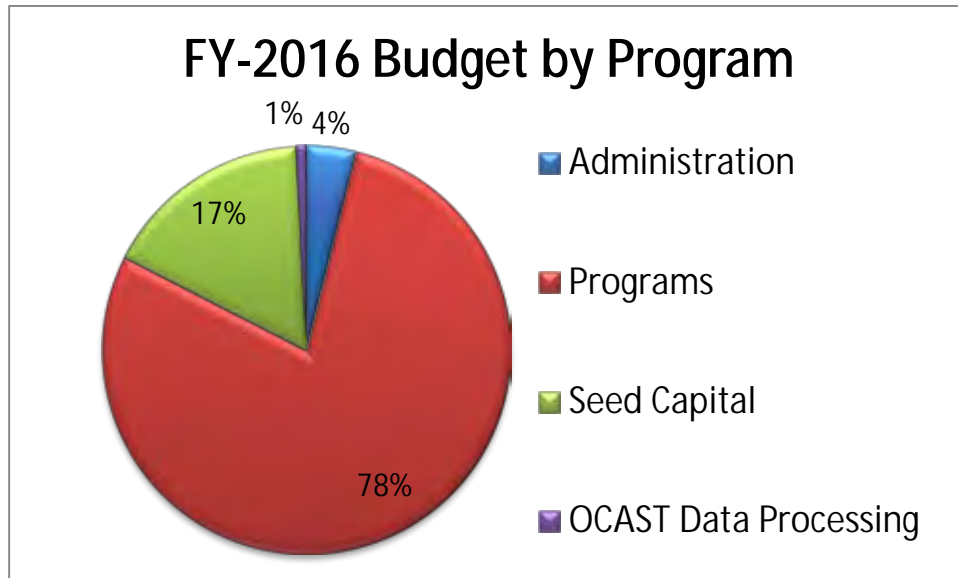
## Mission:

To foster innovation in existing and developing businesses by supporting basic and applied research; facilitating technology transfer between research laboratories and firms and farms; providing seed capital for new innovative firms and their products; and fostering enhanced competitiveness of Oklahoma companies and small and medium sized manufacturing firms through productivity and modernization initiatives. (O.S. Title 74 Section 5060.3)

## Programs:

- Oklahoma Health Research (OHR)
- Oklahoma Applied Research Support (OARS)
- Plant Science Research (PSR)
- OK Nanotechnology Applications Project
- Small Business Research Assistance (SBRA)
- Oklahoma Inventors Assistance Service (IAS)
- Technology Commercialization
- Oklahoma Industrial Extension System
- Seed Capital

## Center for Advancement of Science & Technology



#### Accomplishments Over The Past Year:

- 6,526 jobs created or retained over the last three years;
- \$306.8 million direct impact on gross sales at participating companies;
- 283 student interns supported by OCAST grants;
- 2,550 projects supported in OCAST's 27 year history;
- \$5.82 billion cumulative financial impact since 1987; and
- 22:1 cumulative return ratio (including attraction of private and non-state investment).

#### Goals For The Upcoming Year:

- OCAST will continue to increase the impact of OCAST's programs in assisting industry and the research community to grow Oklahoma's economy through science and technology. Ongoing efforts to achieve this goal include pursuing additional funding through grants, cooperative agreements and other opportunities to realize its mission and enhance its core programs.

# Center for Advancement of Science & Technology

- Reviewing OCAST programs for potential updates, modifications and opportunities to further streamline programs;
- Accelerate technology commercialization through innovative programs;
- Increase customer service levels through the adoption and revision of continuously improving processes and customer interfaces; and
- Increase awareness of the role TBED plays in growing and diversifying Oklahoma's economy.

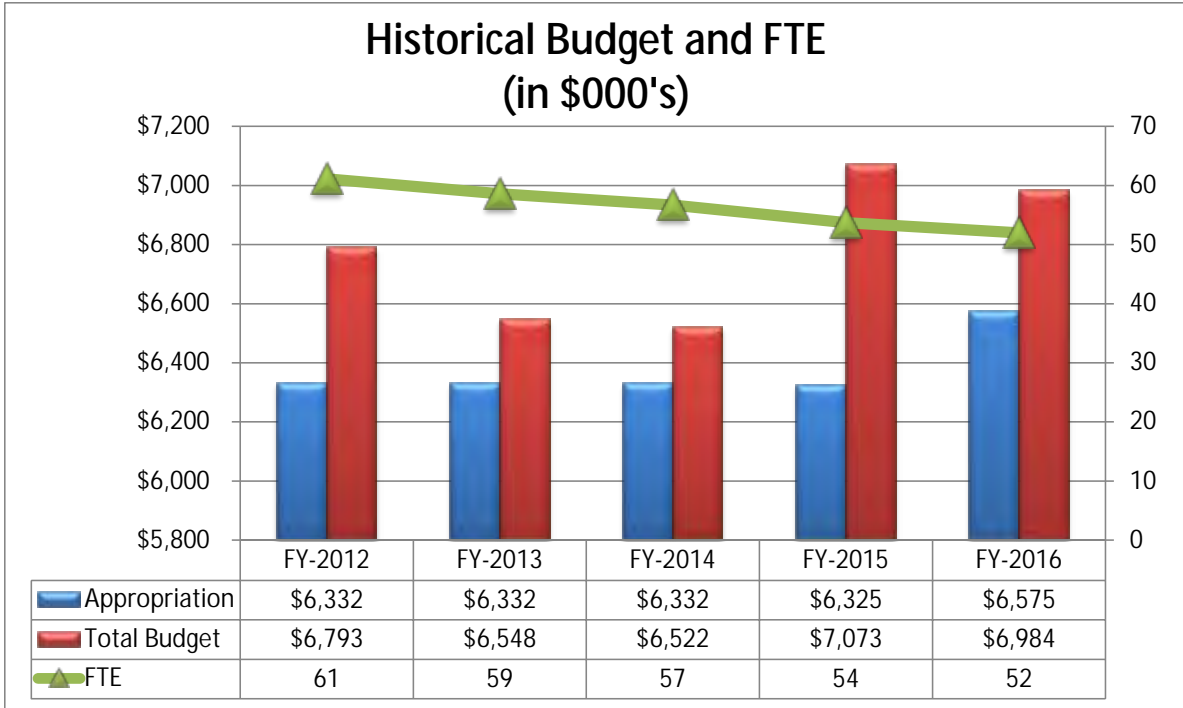
## **Major Agency Projects:**

- Oklahoma Health Research (OHR) Program
- Oklahoma Applied Research Support (OARS) Program
- Plant Science Research Program
- Technology Commercialization Program
- Oklahoma Industrial Extension System
- Small Business Research Assistance (SBRA) Program
- Oklahoma Inventors Assistance Service (IAS)
- Seed Capital Program
- Technology Based Finance Program (TBFP)

## **Savings, Efficiencies and Shared Services:**

- Performing Lean analyses on agency processes to eliminate waste in order to provide better and more efficient client service and reduce need for additional staff;
- Leveraging in-house resources to limit costs associated with personal services contracts;
- OCAST continues conversion of program solicitation cycle and award processes from hard copy to an electronic version through the OKGrants project. OKGrants provides a more secure system than using hard copies, and time saving efficiencies have also been gained.
- Utilized state-wide contracts when possible, leveraging the state's acquisition power; and
- Reduced FTE's by two in FY-2016.

# Oklahoma School of Science & Mathematics



## Mission:

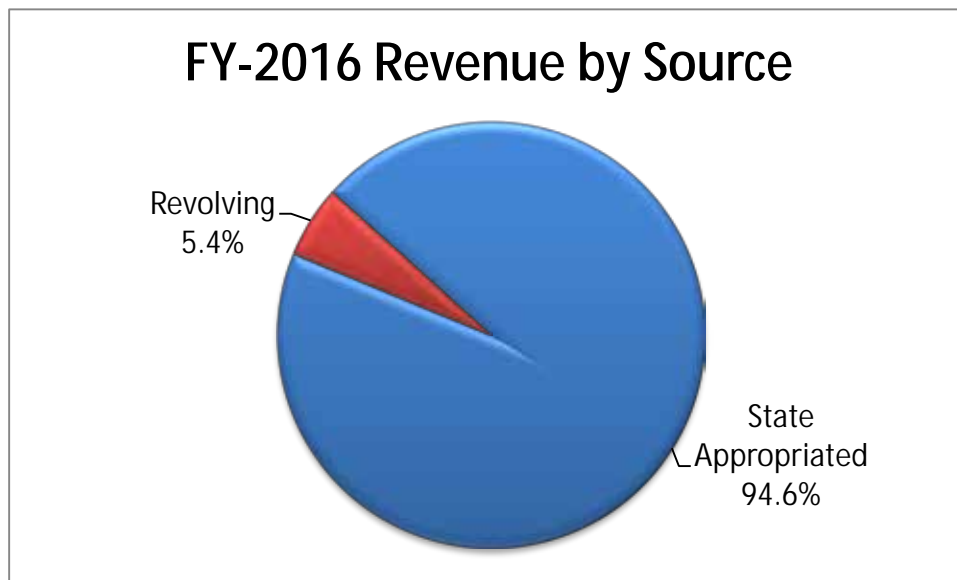
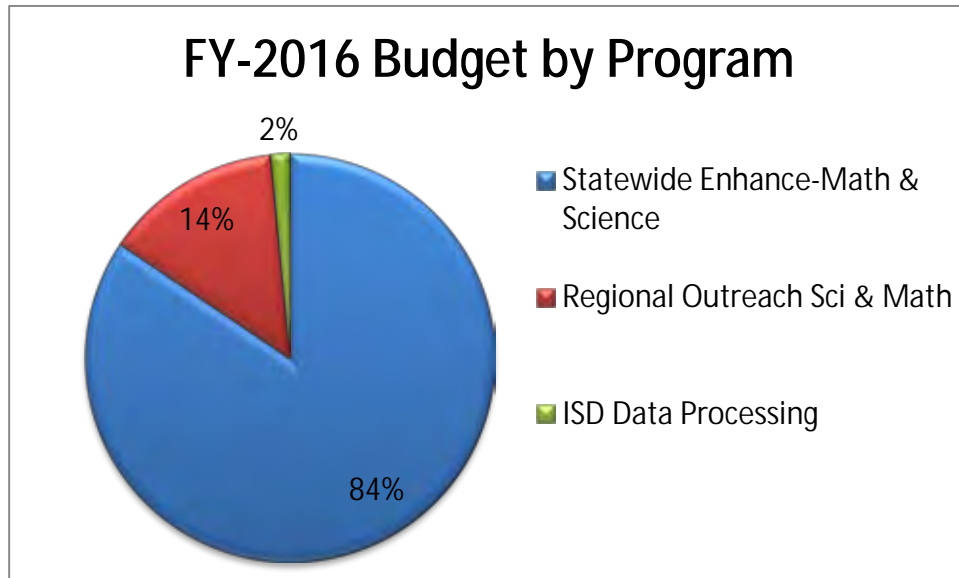
The mission of the Oklahoma School of Science and Mathematics (OSSM) is two-fold: (1) to foster the educational development of Oklahoma high school students who are academically talented in science and mathematics and who show promise of exceptional development through participation in a residential educational setting emphasizing instruction in the field of science and mathematics; and (2) to assist in the improvement of science and mathematics education for the state by developing, evaluating and disseminating instructional programs and resources to all schools and students across the state.

## Programs:

- Residential High School
- Regional Outreach Centers



## Oklahoma School of Science & Mathematics



### Accomplishments Over The Past Year:

- Successfully launched the Virtual Regional Center, enabling OSSM to offer live, interactive instruction in advanced mathematics and science to any student throughout remote areas of the state. Approximately 25 students throughout the state participated, with OSSM continuing to expand this program.
- Successfully launched two separate one-week residential summer programs. Approximately 50 students participated in each program, with scholarships being offered to ensure no student was denied the opportunity for economic reasons.
- Launched a residential "ramp up" program for incoming students, at both OSSM's residential campus and virtual regional center, in need of greater preparation prior to beginning the educational process at OSSM. Students in this program are primarily from rural areas of the state, where opportunities for advanced math and science courses are limited. Also, due to an increase in appropriations for FY2016, OSSM was able to offer admission to the residential campus to every student who applied, had the desire to attend, and has the ability to succeed at OSSM.

# Oklahoma School of Science & Mathematics

## **Goals For The Upcoming Year:**

- Developing ways for OSSM to be more economically self-sufficient. OSSM is actively recruiting out of state students who will pay tuition to attend OSSM for the upcoming academic year;
- Expanding the residential academic summer programs to offer more opportunities for students interested in science and mathematics;
- Expand reach and positive impact to more students throughout the state; and
- Continue to maintain academic excellence and broaden curriculum offerings to reflect changes in the world. For example, OSSM is now offering a course in robotics engineering.

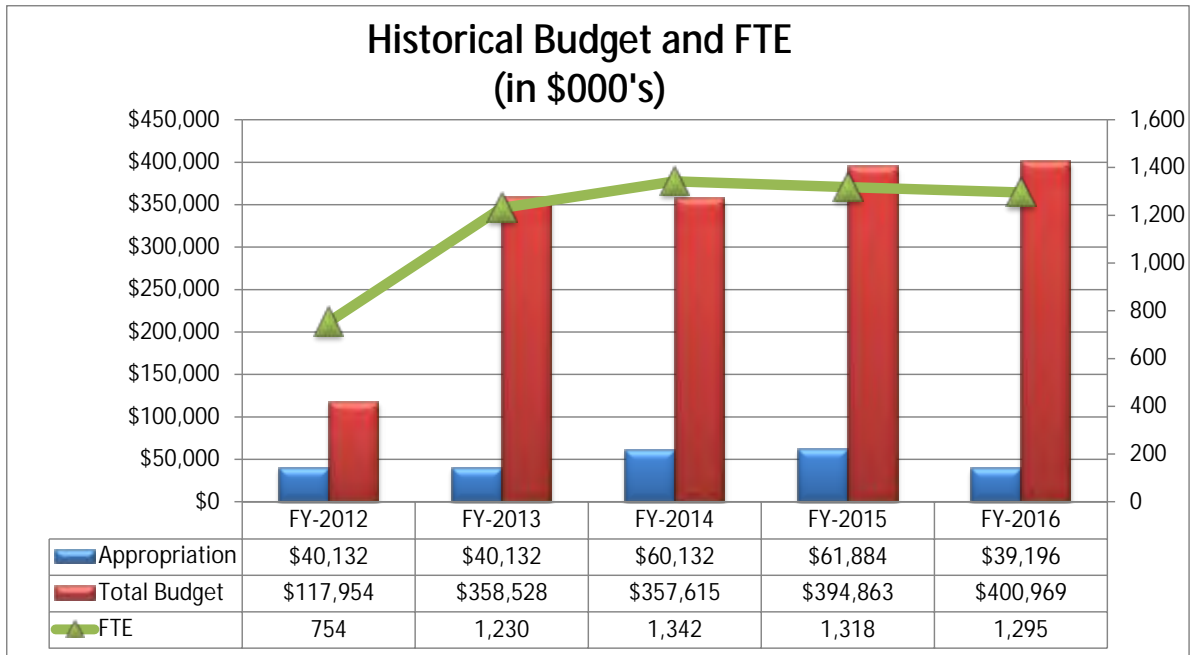
## **Major Agency Projects:**

- Continue to seek ways of expanding academic excellence to a greater number of students throughout the state;
- Increase applicant pools; and
- Increase the number of students able to obtain advanced education in science and mathematics.

## **Savings, Efficiencies and Shared Services:**

Implementation of the Virtual Regional Center will provide OSSM the ability to offer an advanced educational opportunity to a greater number of students throughout the state in a cost efficient manner.

# Office of Management and Enterprise Services



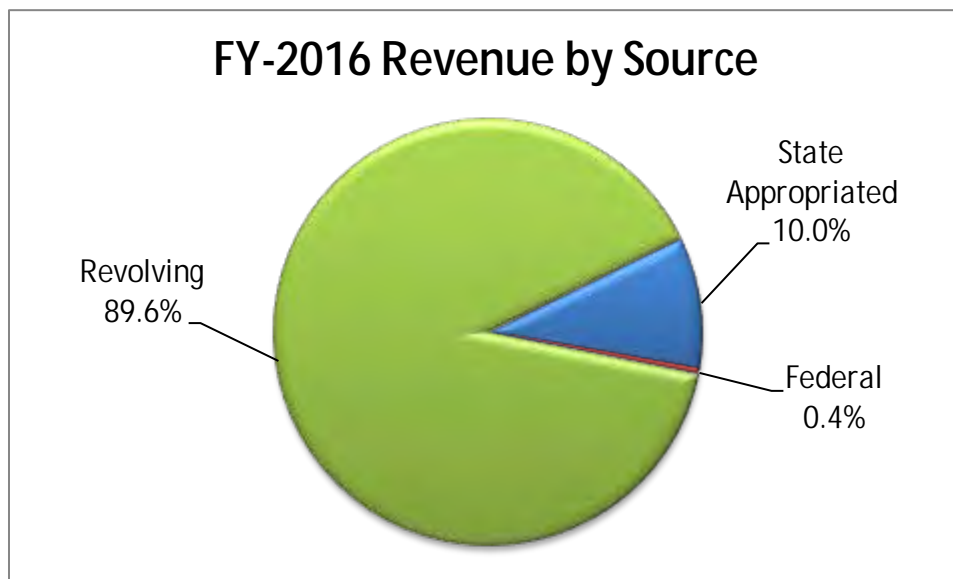
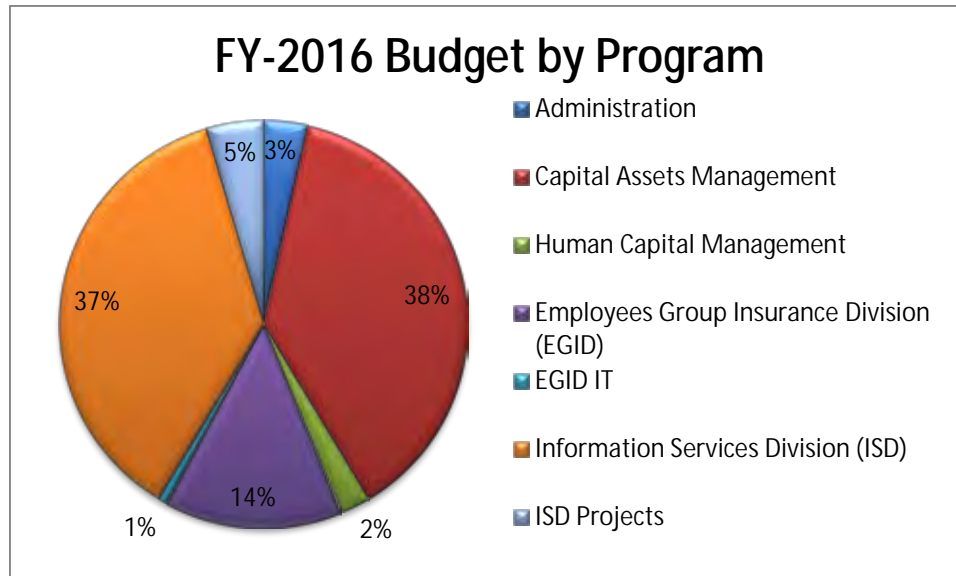
## Mission:

Support our partners through unified business services.

## Programs:

- Administration
- Budget, Policy and Legislative Affairs
- Capital Asset Management (CAM)
- Central Accounting and Reporting (CAR)
- Central Purchasing (CP)
- Employees Group Insurance Department (EGID)
- Human Capital Management (HCM)
- Information Services (IS)

## Office of Management and Enterprise Services



### Accomplishments Over The Past Year:

- Budget and Legislative Services Division-
  - Implemented Performance Informed Budgeting in collaboration with the Performance and Efficiency Division;
  - Implemented new budgeting software allowing agencies to align budget and expenditures to statewide programs to support Performance Informed Budgeting.
- Capitol Restoration Project-
  - Completed major evaluation of the Capitol restoration interior and exterior projects;
  - Completed the trial repair phase on the exterior project.
- Central Purchasing Division-
  - Delegated revised IT purchasing authority for agencies to improve efficiency.
- Division of Capital Assets Management-

# Office of Management and Enterprise Services

- Sold four underutilized state-owned properties, resulting in \$2,019,267 available for state facilities maintenance;
- Consolidated and reallocated OMES space.
- Division of Central Accounting and Reporting-
  - Completed major projects due to implement the Affordable Care Act (ACA) Separated higher education to a separate federal employer ID:
    - § Worked with higher education to facilitate the ACA reporting requirements for FY-2015;
    - § Setup new defined contribution plan in the accounting system.
  - Upgraded PeopleSoft accounting system;
  - Updated system to allow for accounting on statewide programs.
- Human Capital Management Division-
  - Developed a statewide, unified unclassified pay structure;
  - Implemented the Affordable Care Act as it relates to HR and health plan provisions;
  - Developed statewide policies and processes for telework; and
  - Implemented HelpCheck incentive resulting in a 60% increase in preventive care.
- Information Services Division-
  - Completed 252 projects for 33 partner agencies, including:
    - § Information Technology Operations Command Center (ITOCC), phase one – to monitor and support network infrastructure and critical computing systems and services;
    - § Customer Relationship Management (CRM) tool, phase one – to provide ISD the ability to quickly and clearly handle problems, incidents and requests and allow customers to create and manage cases online more easily as well as find solutions in an IT knowledgebase;
    - § Oklahoma Department of Human Services (DHS) Computer Refresh – transitioned DHS to a more efficient lease program for employee computers to ensure technology supports efficiency; and
    - § Hyperion – implemented the state’s new budgeting system supporting performance informed budgeting to assist leaders in making informed budgetary decisions. It also streamlines the budget request and work program processes and automates the Comprehensive Annual Financial Report as well as other budgeting reports and documents.
- Performance and Efficiency Division-
  - Implemented strategic framework to manage performance at a statewide program level;
  - Redesigned OKStateStat website to incorporate statewide programs;
  - Developed revised inpatient reimbursement methodology for HealthChoice;
  - Performed eight agency purchase card audits and one agency procurement audit; and
  - Collaborated with Budget and Legislative Services Division to assist agencies in aligning budget and expenditures to statewide programs.

## Goals For The Upcoming Year:

- Provide excellent customer service;
- Remain open minded and innovative;
- Stay fiscally responsible; and
- Maintain a unified and productive culture.

# Office of Management and Enterprise Services

## Major Agency Projects:

- Capitol Restoration Project-
  - Complete pre-requisite phase of work on the interior project - Room 112 and Room 309
- Central Purchasing Division-
  - Streamline procurement-to-payment process;
  - Streamline vendor registration process;
  - Complete paperless filing system conversion;
  - Launch online continuing education credit training for Certified Procurement Officers (CPO);
  - Redesign online certification program for CPOs; and
  - Expand use of statewide purchasing contracts through vendor outreach and political subdivision utilization.
- Division of Capital Assets Management-
  - Consolidation of agency space in the Will Rogers Building;
  - Continue efforts to reduce energy usage by 20% by 2020 (“20x2020”); and
  - Collaborate with DPS to develop an aircraft management plan in accordance with Governor’s Executive Order.
- Division of Central Accounting and Reporting-
  - Implement a user-friendly vendor registration system;
  - Launch a roundtable for agency CFOs statewide;
  - Increase statewide accounting training; and
  - Prepare and setup for new GASB pronouncements including:
    - § Other postemployment benefits (OPEB) and
    - § Tax abatement disclosures.
- Human Capital Management Division-
  - Outsource HealthChoice subrogation to increase efficiency and reduce costs;
  - Implement HealthChoice Select initiative to incentivize value based providers;
  - Upgrade and standardize the State’s Human Resources Information System;
  - Renew focus and modernize the state’s wellness program; and
  - Implement HealthChoice outpatient methodology changes .
- Information Services Division-
  - Execute 538 projects for partner agencies and affiliates, including:
    - § Criminal Justice Information Systems Center for Excellence (CJIS CFE) – to unify IT functions for law enforcement agencies. The CJIS CFE data center is scheduled to be completed in 2017;
    - § Information Technology Operations Command Center (ITOCC), phase two – add additional monitoring, remediation and automation to more easily identify an incident or outage before it becomes an issue;
    - § Customer Relationship Management (CRM) tool, phase 2 – will allow customers and OMES ISD to track IT assets such as computers, mobile devices and more through change management and configuration management database (CMDB) updates;
    - § Align OMES ISD employees across all state appropriated agencies into similar career paths and working titles;
    - § Provide an updated rate model for IT services for our partner agencies;
    - § Provide a unified portal for citizens, mobile applications and online services;
    - § Implement CyberWarn 8.0 to support the state’s Security Operations Center;
    - § Upgrade telecommunication connectivity for remote agencies to increase speed, reliability and security;
    - § Deploy Security Education Awareness Training (SEAT) to state agencies; and
    - § Implement Cabinet-level IT and data governance.
- Performance and Efficiency Division-

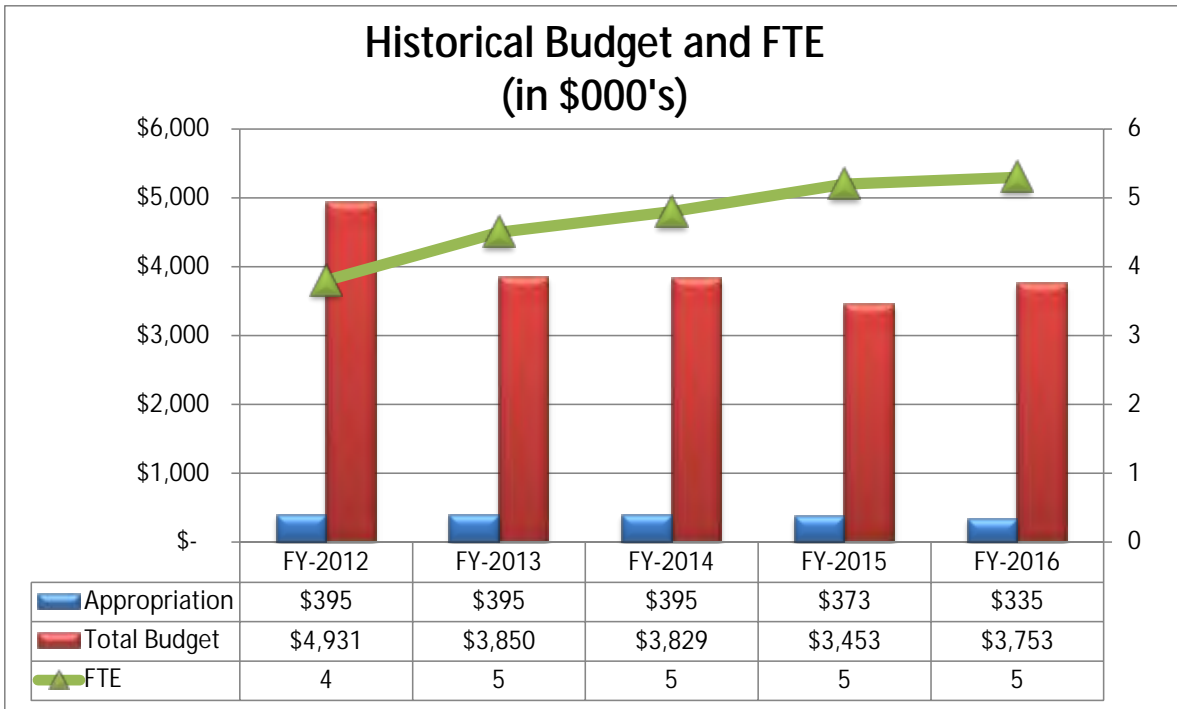
# Office of Management and Enterprise Services

- Develop and revise outpatient methodology rate for HealthChoice;
- Implement internal performance review process for operations; and
- Coordinate staff relocation and consolidation of OMES office sites.

## **Savings, Efficiencies and Shared Services:**

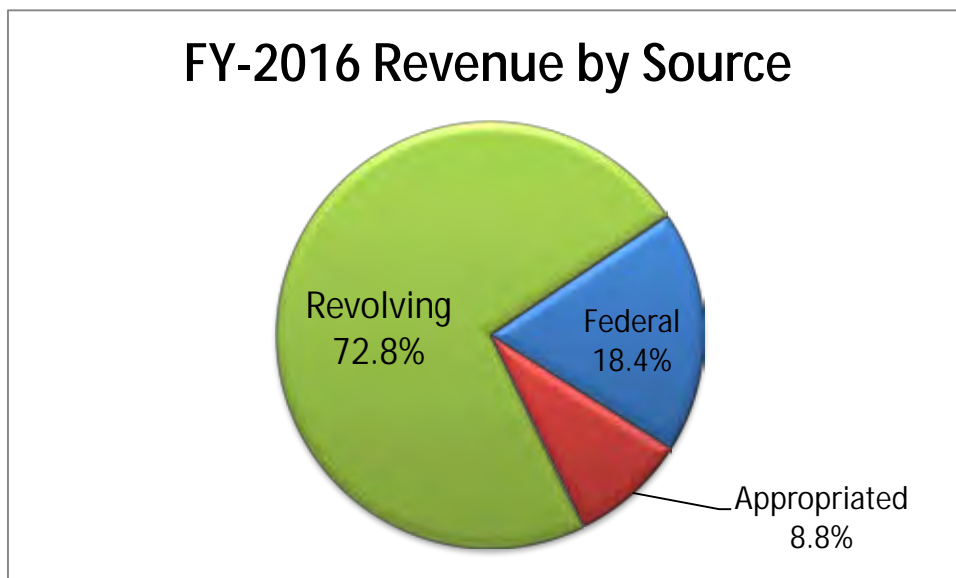
- Central Purchasing Division-
  - Achieved \$25.7 million in cost savings through statewide purchasing contracts and agency acquisitions;
  - Added purchase card audit software for agencies at no cost; and
  - Saved state agencies \$43,000 in training and travel cost through online CPO certification class.
- Division of Capital Assets Management-
  - Saved \$8.7 million by creating a self-insured Worker's Compensation program;
  - Saved state agencies \$48,000 by recycling paper and cardboard (1,223,545 pounds) and plastics and aluminum (3,177 pounds); and
  - Recovered \$2.4 million for the state by recycling \$17 million pounds of recyclable waste materials.
- Division of Central Accounting and Reporting-
  - Consolidated five locations into one;
  - Contracted for shared services (Agency Business Services) with six additional agencies during FY-2015;
  - Provided shared accounting services for a total of 56 agencies plus OMES (Agency Business Services); and
  - Achieved estimated annual savings from shared services of \$2.1 million, up from \$1.9 million the previous year.
- Human Capital Management Division-
  - Projected savings of \$28 million due to implementation of revised HealthChoice inpatient reimbursement methodology;
  - Estimated savings of \$32 million in reduced pharmacy claims due to contract with new pharmacy benefits manager;
  - HealthChoice Tobacco-cessation initiatives have led to a decrease of 3% in tobacco users resulting in annual healthcare cost savings of \$4 million; and
  - HCM currently provides HR and/or payroll shared services for 66 state agencies (48%).
- Information Services Division-
  - Reduced duplicative systems and resources and have now unified information technology for 59% of appropriated state agencies, as well as 29 voluntary (non-appropriated) state agencies.
- Performance and Efficiency Division-
  - Implemented Telework pilot in Audit and Internal Investigations department.

# Space Industry Development Authority



## Mission:

The mission of the Oklahoma Space Industry Development Authority (OSIDA) is to be deliberate in the planning and development of spaceport facilities, launch systems and projects, and to successfully promote and stimulate the creation of space commerce and education. Additionally, OSIDA seeks to promote all aerospace related industries in Oklahoma - including aeronautical research and flight testing, unmanned aerial systems research and development, aerospace related maintenance, repair and overhaul facilities and manufacturing.





# Space Industry Development Authority

## **Accomplishments Over The Past Year:**

- Successfully negotiated and renewed the US Air Force Joint Use Agreement with the AF Air Training Command - now in its 5th year. The two primary Air Force Bases associated with the JUA are Altus and Vance Air Force Bases. The two bases rely heavily on the OSIDA and the Air and Spaceport infrastructure to enhance and support their primary mission which is conducting pilot training for new air crews exceeding 30,000 flight operations a year. The \$1.1 million JUA pays for 90% of all maintenance on the airfield, more than 30% of staff salaries, and 100% of Air Traffic control and crash and rescue personnel and equipment located on the facility. The total value of the JUA to OSIDA and the state is over \$3 billion.
- The size and location of OSIDA's runway contributed to Altus Air Force Base being selected as the formal training base for the new Boeing KC-46 aerial refueling tanker.
- OSIDA completed its new marketing website featuring the assets and advantages of the Oklahoma Air and Spaceport.
- Attracted Honda Jet and Cessna Aircraft Company to the facility for flight testing, and attracted Boeing Commercial Aircraft for systems checks and refueling.
- The agency leased two large hangars to an aircraft manufacturer who will locate at least 15 aircraft they have modified for the Department of State at our facility to conduct light maintenance and storage. Employees from the aircraft manufacturer will come to the facility on a regular basis to maintain the aircraft.

## **Goals For The Upcoming Year:**

- Attract more tenants to the facility;
- Continue efforts to have derelict buildings that are in a state of disrepair demolished and removed from the facility that are deemed a liability and safety concern by the Corp of Engineers.

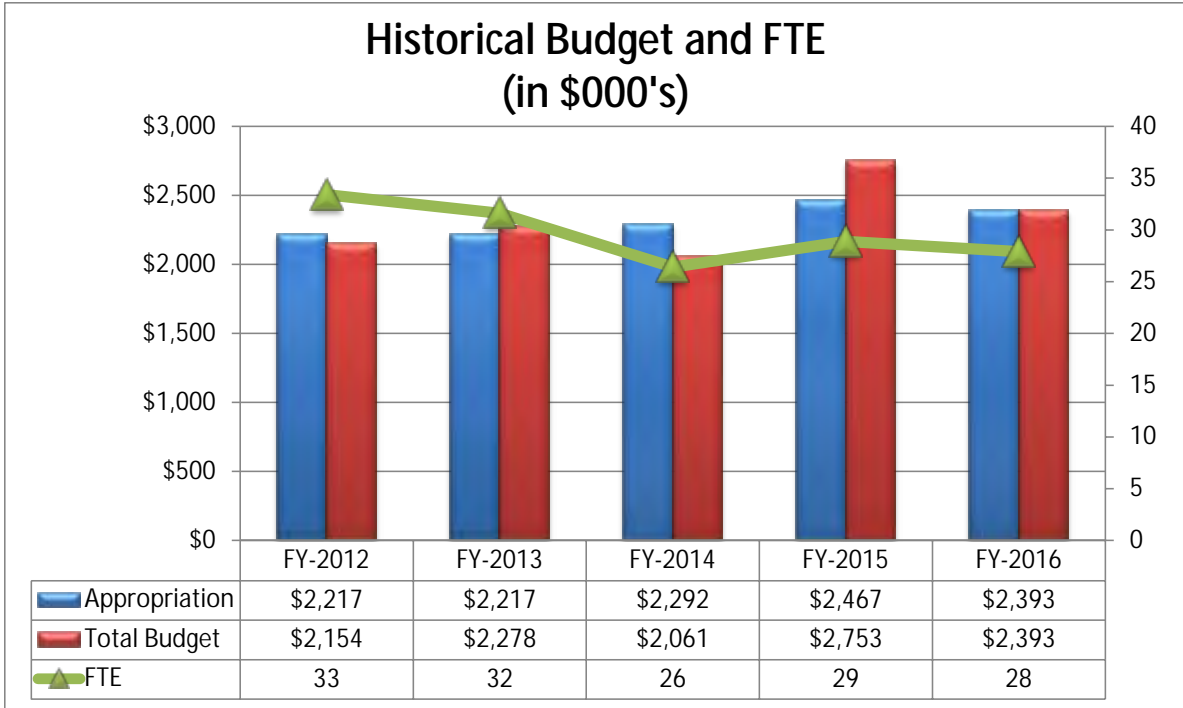
## **Major Agency Projects:**

- Repairing facility water system primary storage tanks;
- Repairing runway surface with FAA funding;
- Demolition of hazardous buildings on the facility;
- Completing acquisition and installation of lighting prediction and detection equipment for the safety and protection of personnel working on the facility;
- Insulation of facility water distribution plant building; and
- Repairing and maintaining critical revenue generating infrastructure on the facility.

## **Savings, Efficiencies and Shared Services:**

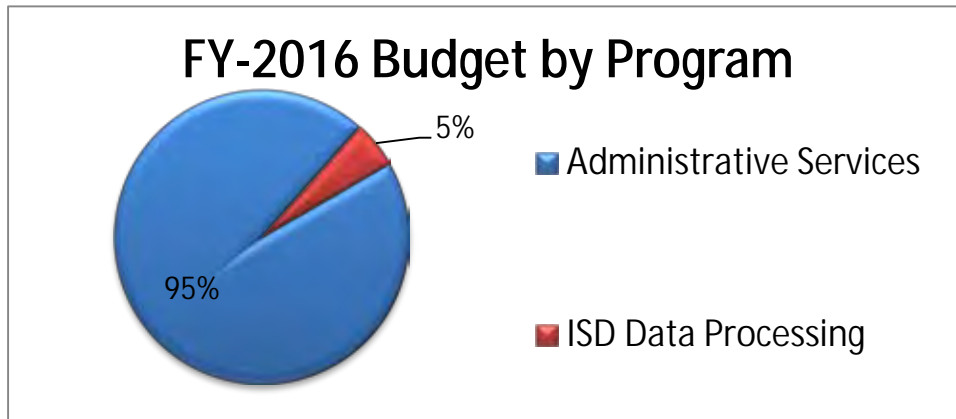
The agency utilizes all state shared services available to maximize cost savings and efficiency.

# Pardon and Parole Board

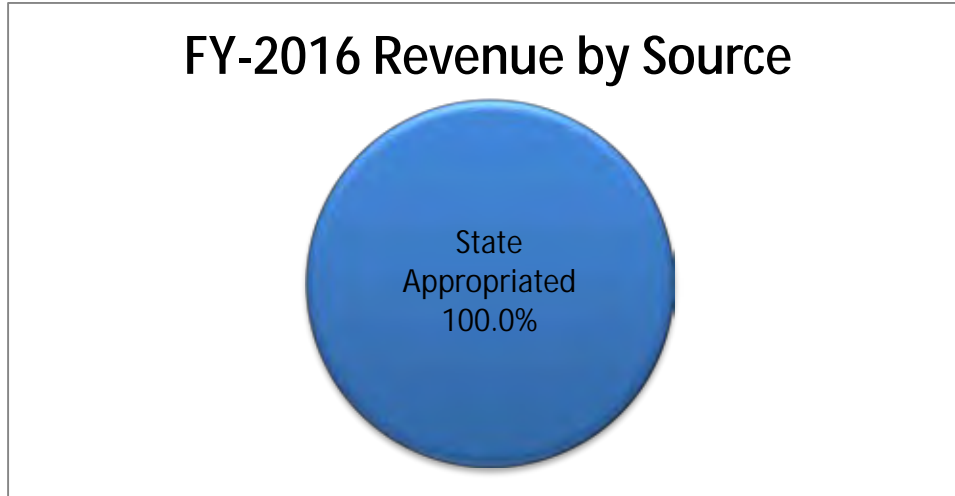


## Mission:

The mission of the Pardon and Parole Board (PPB) is to serve the citizens of Oklahoma by making careful and informed decisions which focus on ensuring public safety, protecting victims' rights, and providing offenders with the opportunity for positive change through careful and informed decisions on the parole for non-violent offenders and making careful and informed recommendations to the Governor regarding the parole of violent offenders, as well as for pardons, commutations, and clemency requests.



## Pardon and Parole Board



### **Accomplishments Over the Past Year:**

- Improved timeliness of pardon application hearings;
- Increased the number of pardon application reviews;
- Improved field training and reports;
- Enhanced reports and information provided to the board;
- Reduced the timeliness of the release of offenders by providing information to the Department of Corrections more quickly; and
- Improved the processing of non-violent offenders from approximately six months to two weeks.

### **Goals For The Upcoming Year:**

- By no later than June 30, 2017, review and update, if needed, all PPB Policies and Procedures to ensure compliance with the *Oklahoma Constitution*, Oklahoma Statutes, and the Merit Protection Commission rules and regulations and complete new Policies and Procedures as the need is identified;
- In conjunction with the Department of Corrections, hold Revocation Hearings on a monthly basis to eliminate any backlog; and
- Improve administrative processes and procedures through modernization of technology.

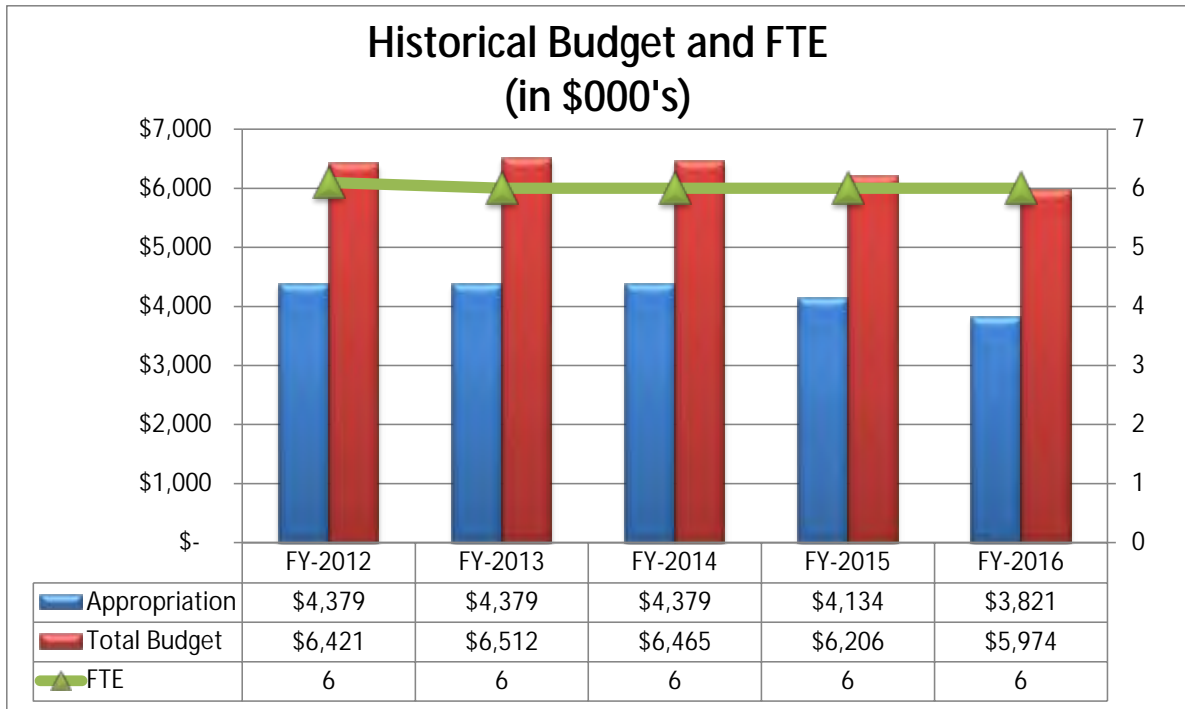
### **Major Agency Projects:**

One of the major projects at the PPB is an upgrade to the PPB Reporting System which is used by investigators to provide reports and information to the Board in clemency considerations. The PPB is working with the vendor to make changes and upgrades to the system so additional information can be provided to the board, as well as to create a more streamlined data input component. This upgrade will improve efficiency and timeliness. Phase 2 will focus on the forms and reports used by the administrative staff. Currently, these forms must be generated by hand rather than an automated process. This upgrade will again reduce redundancy and streamline processes. Both phases are highly critical to the future of the agency.

### **Savings, Efficiencies and Shared Services:**

The PPB is a fully consolidated agency and utilizes shared services with OMES, including Payroll and Accounting, Human Relations, and IT Services. As a result of the consolidation, the FTE count was reduced from 56 to 47.

# Physician Manpower Training Commission



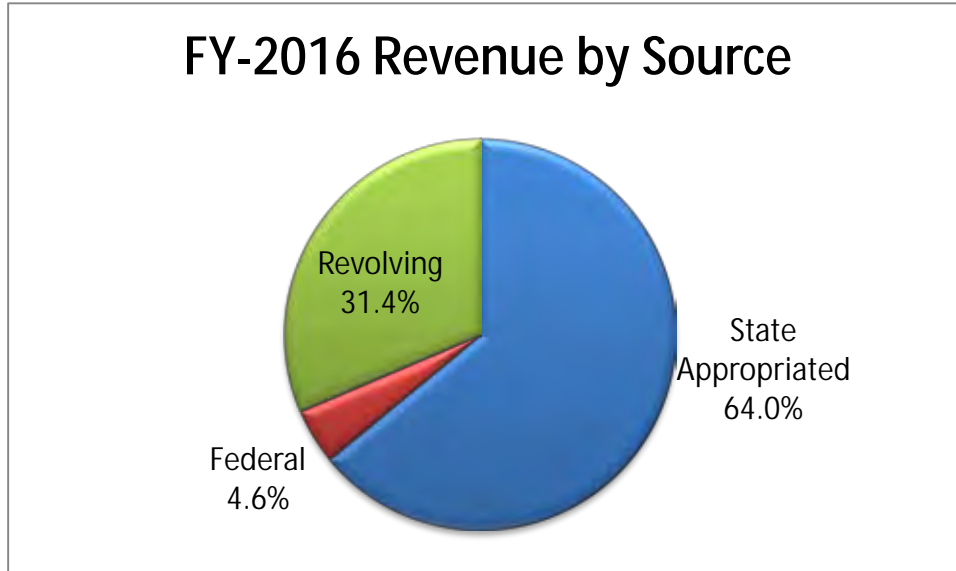
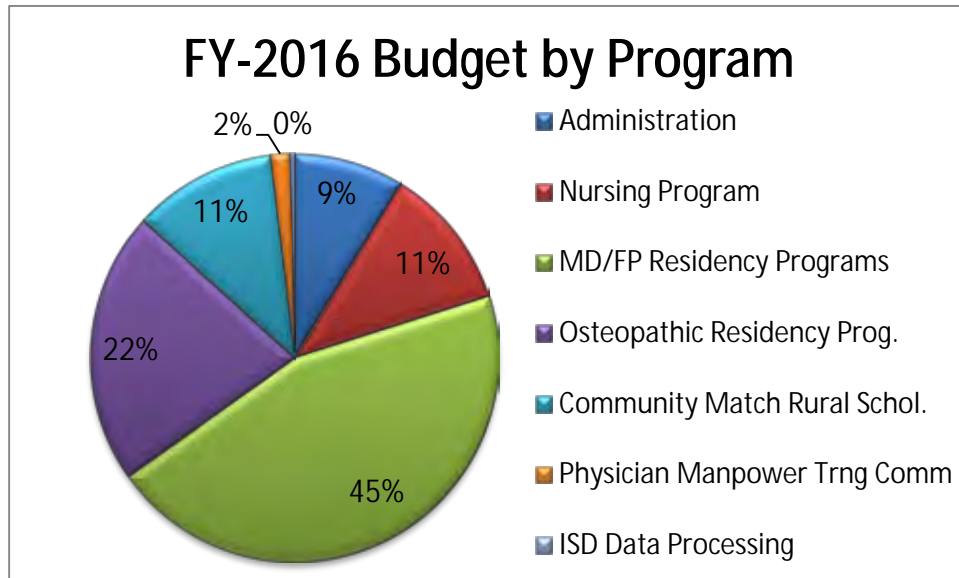
## Mission:

The mission of the Physician Manpower Training Commission (PMTTC) is to enhance medical care in rural and underserved areas of Oklahoma by administering residency, internship and scholarship incentive programs that encourage medical and nursing personnel to practice in rural and underserved areas. Further, PMTC aims to upgrade the availability of health care services by increasing the number of practicing physicians, nurses and physician assistants in rural and underserved areas of Oklahoma.

## Programs:

- MD/FP Residency Program
- Osteopathic Residency Program
- Community Match Rural Scholarship Incentive Programs
- Physician Placement
- Oklahoma Medical Loan Repayment Program (OMLRP)
- Nursing Student Assistance Program
- Physician Assistant Scholarship Program

# Physician Manpower Training Commission



#### Accomplishments Over The Past Year:

- Placed 11 physicians in rural Oklahoma communities in FY-2015 with projection to place 17 in FY-2016;
- Placed 183 nurses in practices throughout the state, and had 212 nursing students on scholarship; and
- Placed an additional seven physicians in FY-2015 in rural Oklahoma, with a FY-2016 projection of 13 physician placements from a grant with the Tobacco Settlement Endowment Trust (TSET).

#### Goals For The Upcoming Year:

- Expand grant from TSET for the Oklahoma Medical Loan Repayment Program

#### Major Agency Projects:

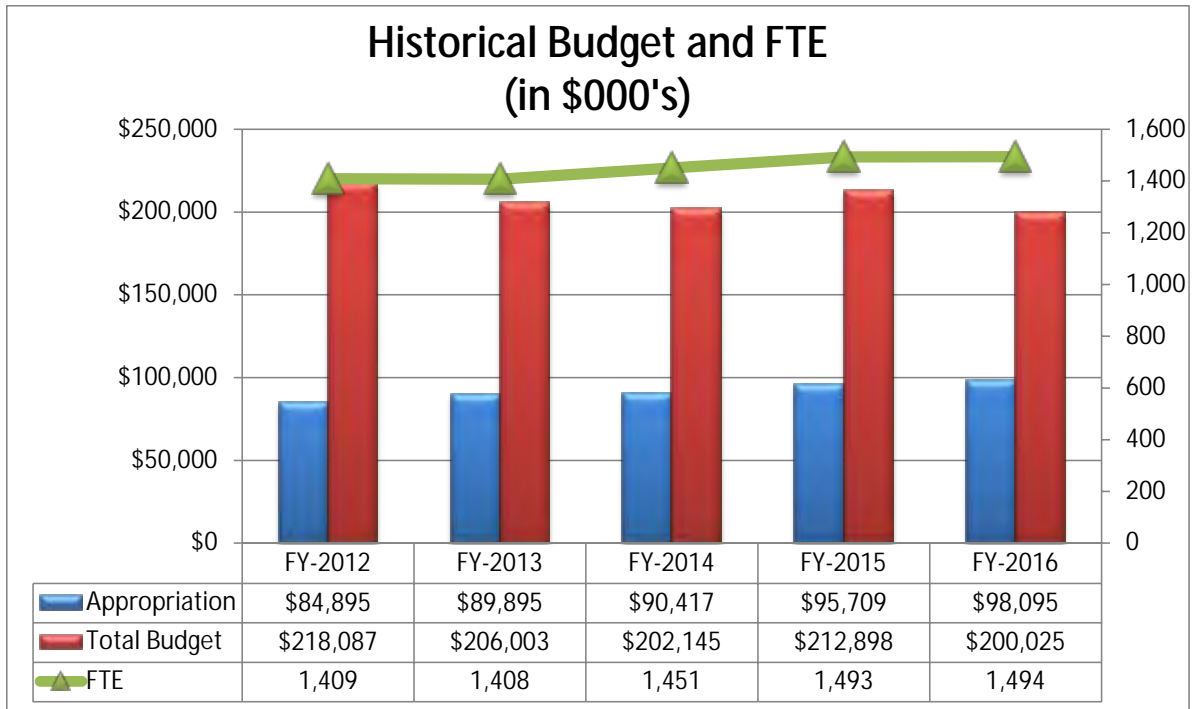
- Update and upgrade computer database

# Physician Manpower Training Commission

## **Savings, Efficiencies and Shared Services:**

- The Physician Placement Opportunities (PPO) directory was converted to an electronic version in an effort to reduce printing and mailing costs; also providing timely updates and rapid dissemination.
- Curtailed a majority of all travel in-state and allowed no out-of-state travel;
- Utilized an interagency agreement with the Office of Management and Enterprise Services (OMES) Agency Business Services for shared financial services;
- Stopped all but essential travel;
- Cancelled attendance of OSMA, NRHA, OHA, and FPR&SC to save registration and travel costs; and
- Reduced Attorney General contract by 50%.

## Public Safety, Department of



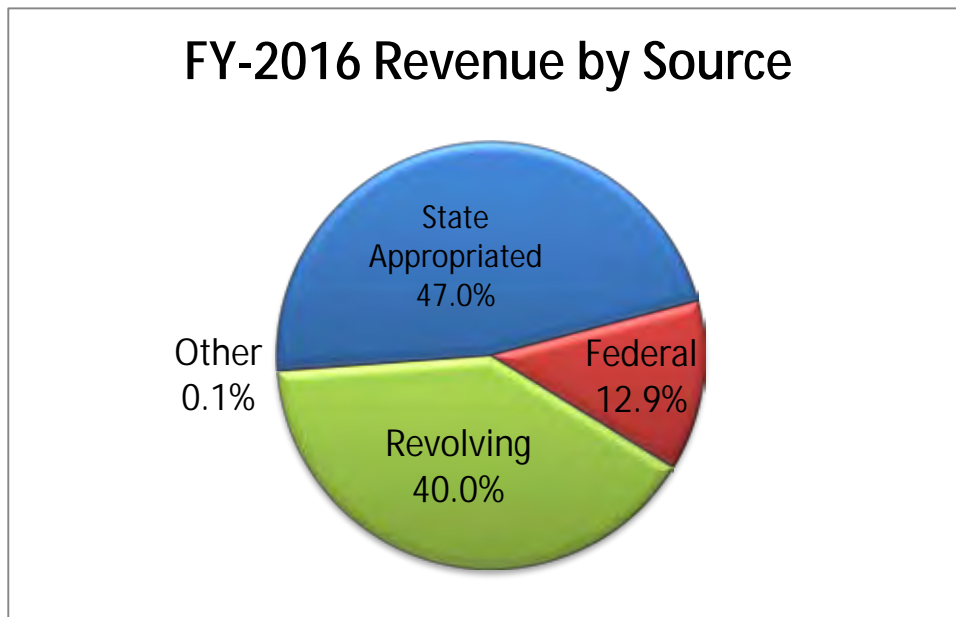
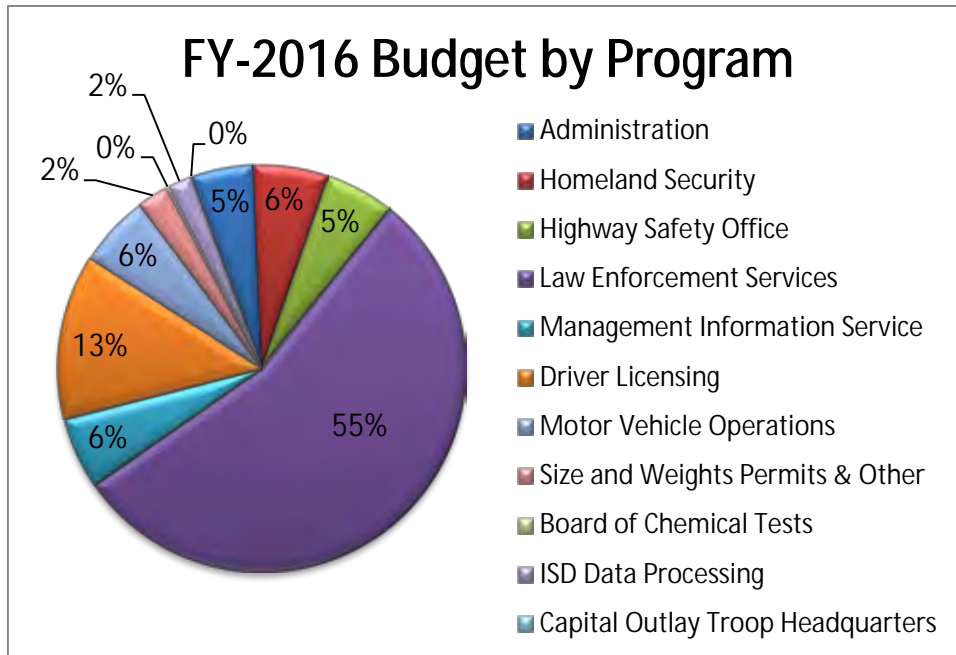
### Mission:

The Oklahoma Department of Public Safety's (DPS) mission is to provide a safe and secure environment for the public through courteous, quality, and professional services.

### Programs:

- Administration
- Homeland Security
- Highway Safety Office
- Law Enforcement Services
- Management Information Service
- Driver Licensing
- Motor Vehicle Operations
- Size and Weights Permits & Other
- Board of Chemical Tests
- ISD Data Processing
- Capital Outlay Troop Headquarters

## Public Safety, Department of



#### Accomplishments Over the Past Year:

- The Oklahoma Highway Patrol (OHP) graduated 41 cadets from the 63rd Academy;
- Completed construction on a new Communications Center; and
- Reorganized the Communications section of the OHP to provide greater operational oversight.

#### Goals For The Upcoming Year:

- The OHP has already selected cadets and will begin the 64<sup>th</sup> OHP Cadet Academy which will be complete before the end of FY-2016.



## Public Safety, Department of

- Information Systems Development is working on a more customer-centric website, allowing citizens to more easily navigate available department services and obtain information.
- Complete programming for Designated Class D Examiners removing approximately 11,000 applicants from DPS driver's license stations annually;
- Relocate three driver's license stations in updated facilities to better serve the public;
- Continue to modernize services, including driver's license "people flow" queuing system to further reduce wait times for the citizens; and
- Provide dispatchers with a statewide "Common Operating Picture" by field GPS Tracking technology by the end of 2016.

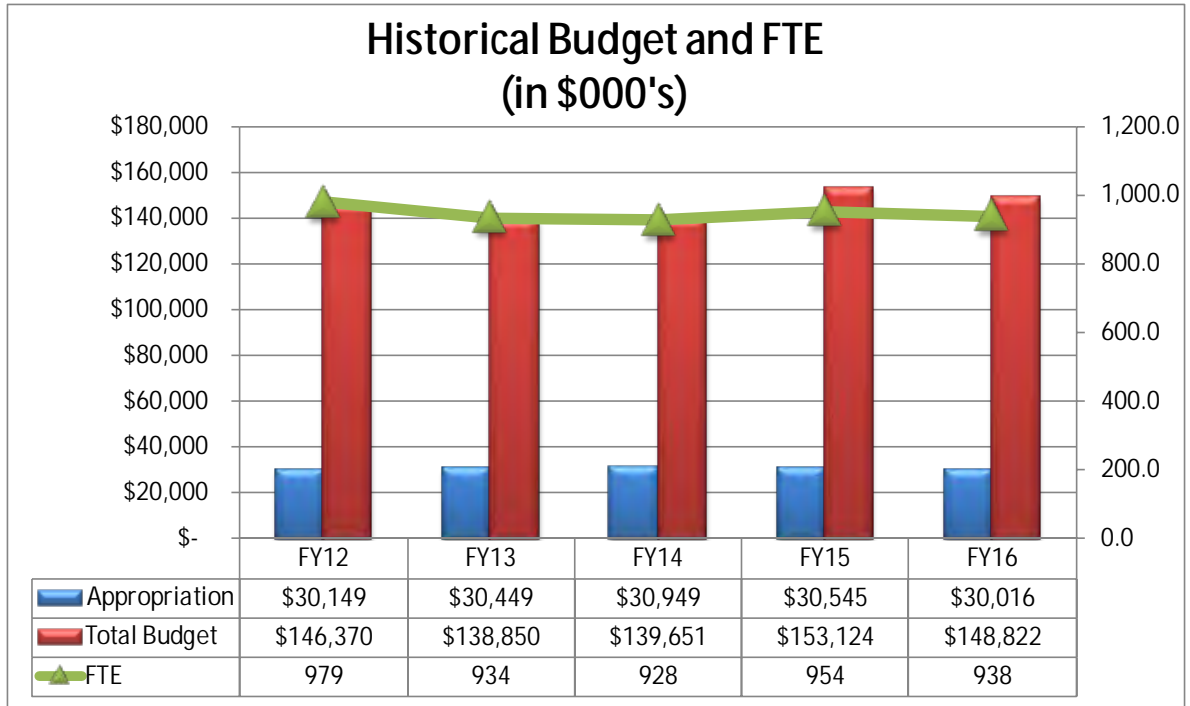
### **Major Agency Projects:**

- DPS is replacing its mainframe computer with an upgraded system that will better serve the public and the agency. This IT modernization shall enhance workflow for the existing four cores: Driver License Services, Legal/Implied Consent, Driver Compliance and Records Management.
- DPS is bringing the 800 MHz radio system into P25 compliance, a nationwide interoperability platform for radio systems.

### **Savings, Efficiencies and Shared Services:**

- Consolidated Troop J and Troop I Communications to save money, manpower, and prepare for future operations;
- Realized significant savings by converting circuits at OLETS terminals to internet-based VPN;
- Participated in the new statewide Energy Efficiency 20x2020 Program;
- Transferred from aircards and Mifi's to hotspots for wireless connectivity needed for troopers' in-car computers, resulting in substantial savings;
- Implemented mission specific car builds for patrol units for greater efficiency and savings;
- Built upon the automated permit system for oversize/overweight loads; and
- Initiated a zero bridge strike program for oversize loads resulting in a success rate of 98%.

# Department of Rehabilitation Services

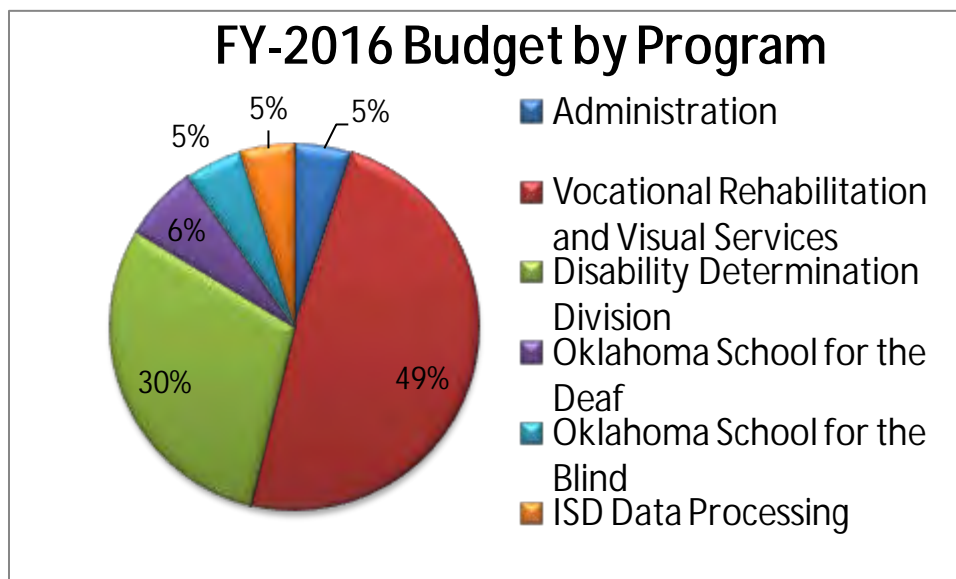


## Mission:

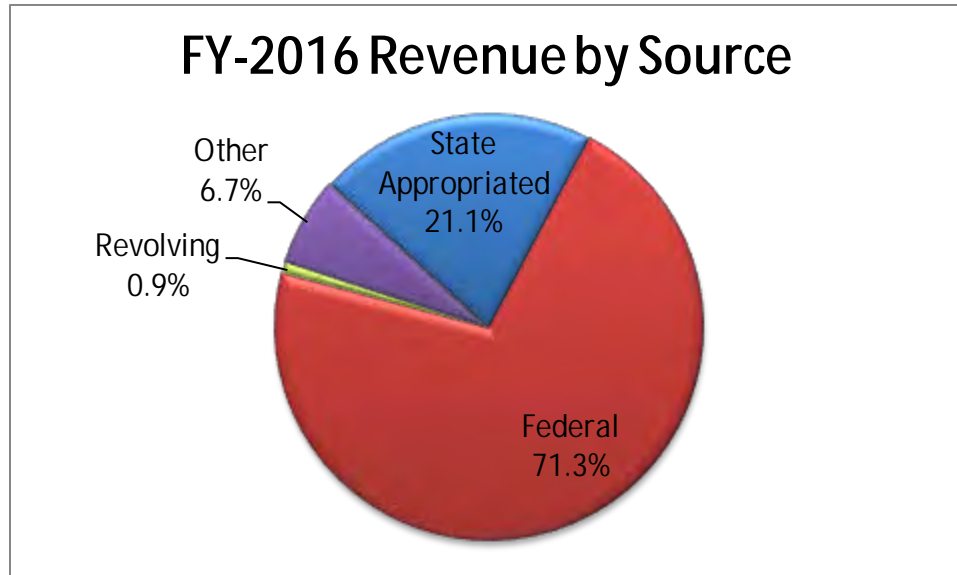
The mission of the Department of Rehabilitation Services is to provide opportunities for individuals with disabilities to achieve productivity, independence, and an enriched quality of life.

## Programs:

- Vocational Rehabilitation Division and Visual Services Division (VR/VS)
- Disability Determination Division (DDD)
- Oklahoma School for the Blind (OSB)
- Oklahoma School for the Deaf (OSD)



## Department of Rehabilitation Services



### Accomplishments Over The Past Year:

- Kept all priority groups open this year which allowed DRS to provide services to all consumers;
- Maintained 100% graduation rates at the Oklahoma School for the Blind and the Oklahoma School for the Deaf;
- Disability Determination Division continued to excel nationally in all standards and was recently granted authority to hire additional FTE to expand the Regional Services Center; and
- Maintained a wide array of partnerships to maximize opportunities to bridge gaps and improve opportunities.

### Goals For The Upcoming Year:

- Meet or exceed federal program standards and indicator guidelines for all programs and activities;
- Continue to be a core partner with Department of Commerce to expand the Local Workforce Boards and improve access for all consumers;
- Work to implement the Governor's initiative regarding Oklahoma's five goals of government to adequately illustrate DRS's contribution to the State's goals;
- Increase community and statewide awareness of the programs and services offered by DRS;
- Maintain a work environment that allows DRS to recruit and maintain the highest quality staff; and
- Expand and maintain partnerships that increase the employment opportunities available for individuals with disabilities.

### Major Agency Projects:

- Working locally, regionally and nationally with partners to interpret and implement new regulations resulting from the reauthorization in June 2014 of Workforce Improvement and Opportunity Act;
- Continuing Vocational Rehabilitation and Visual Services Return on Investment (ROI) project to identify benefits and costs for participation of all applicants with a full accounting of purchased and in-house service costs as well as to assess impacts of services on employment probability and earnings of program participants;
- Continuing to expand upon the success of the migration of case files to electronic records; and
- Working to expand the usage of Tableau, which uses technology to increase the speed at which voluminous datasets can be accessed analyzed, and shared, beyond the client service datasets and

# Department of Rehabilitation Services

increase accessibility to the information for all staff.

## **Savings, Efficiencies and Shared Services:**

- Partnered with other entities to reduce redundancy of services to consumers;
- Participated in the e-rate program to provide technology for the OSD and OSB schools;
- Took advantage of the p-card program to maximize rebate incentives; and
- Continued to be an active partner in the OMES DISCUSS initiative.

# Retirement Systems

The state retirement system consists of the following six defined benefit pension plans:

- Oklahoma Firefighters Pension and Retirement System (Firefighters)
- Oklahoma Law Enforcement Retirement System (OLERS)
- Oklahoma Police Pension and Retirement System (Police)
- Oklahoma Public Employees Retirement System (OPERS) and Uniform Retirement System for Justices and Judges (URSJJ)
- Oklahoma Teachers Retirement System (TRS)
- Retirement Plan for Full-time Employees of the Department of Wildlife (Wildlife)

Systems are funded with employee contributions, employer contributions, return on investments and, in some cases, dedicated revenue streams.

There are three types of plans in the system. One type includes police, firefighters, and OLERS, which are referred to as “twenty and out” plans. Within the structure of OPERS, a “twenty and out” plan is maintained for correctional officers, probation and parole officers and fugitive apprehension officers in the Department of Corrections, as well as for firefighters in the Military Department.

The “twenty and out” plans are aimed at public safety services where it is in the interest of the public to have the active members made up of younger, healthier individuals. These individuals often serve in areas that are defined as hazardous duty. These plans are extremely generous in their benefits and are designed to allow retired members to go on to other careers.

The next type of plan includes OPERS, URSJJ, TRS and Wildlife. These plans have a guaranteed benefit that is a function of years of service and salary. In order to be entitled to these benefits, there is a requirement for a certain number of years of service before a member becomes vested.

Finally, OPERS also administers a defined contribution plan called Pathfinder. Pathfinder is the mandatory defined contribution plan for eligible state employees who first become employed by a participating employer on or after November 1, 2015, and have no prior participation in OPERS. Under this plan, members will choose a contribution rate which will be matched by their employer up to 7%, and members have the freedom to select and change their investments.

The relative size of the systems can best be understood by looking at their membership numbers. The overwhelming size of TRS compared to the other systems becomes readily apparent when viewed in this context.

The simplest way to understand the health of any retirement system is to view its funding ratio, which is a ratio of debt to assets. The term “fully-funded” applies to a retirement system in which contributions are sufficient to pay for the benefits of existing and new employees.

*Comparison of Liabilities and Assets with Funding Ratio Included (In Millions)*

2015	Accrued Liability	Actuarial Assets	Unfunded Accrued Liability	Funding Ratio
Firefighters	\$3,345	\$2,176	\$1,169	65.0%
OPERS	\$8,996	\$8,420	\$576	93.6%
OLERS	\$999	\$877	\$122	87.8%
Police	\$2,269	\$2,229	\$40	98.2%
TRS	\$20,693	\$13,772	\$6,921	66.6%
Wildlife	\$113	\$98	\$15	86.5%
URSJJ	\$266	\$295	-\$29	110.9%
<b>TOTAL</b>	<b>\$36,681</b>	<b>\$27,867</b>	<b>\$8,814</b>	<b>76.0%</b>

# Retirement Systems

A sensible combination of asset classes is another determinant for soundness of retirement funds. The allocation by asset class of the Oklahoma retirement funds are within prudent guidelines. OTRS, OPERS, Firefighters, and Police account for 95% of invested assets of the retirement systems.

## **Dedicated Revenues:**

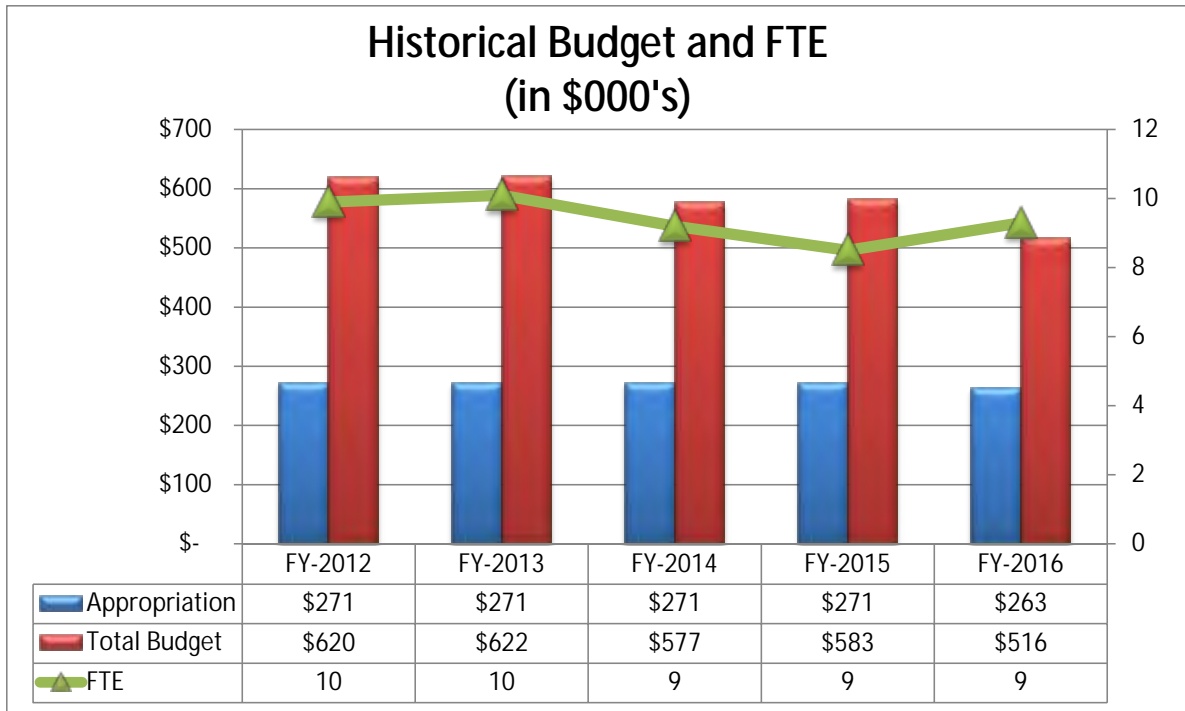
The state systems differ from many other defined benefit retirement plans since several of the systems receive contributions other than employer and employee contributions. TRS, Firefighters, OLERS, and Police are all recipients of dedicated revenue streams.

The insurance premium tax provides all the dedicated revenue for Firefighters and Police and approximately half of the dedicated revenue to OLERS. These state revenues flow to police and firefighters although the members are employed primarily by cities and counties rather than the state.

The retirement systems exist for the benefit of employees and their beneficiaries. All of the systems provide a benefit for their members, with varying provisions for their beneficiaries, in the event of the death of the member.

Spouse beneficiaries generally receive a lifetime benefit which varies from being the same amount as the employee would receive to half of the employee benefit. Minor children beneficiaries receive a benefit as long as they are minors or, in some cases, while enrolled in higher education.

# Scenic Rivers Commission

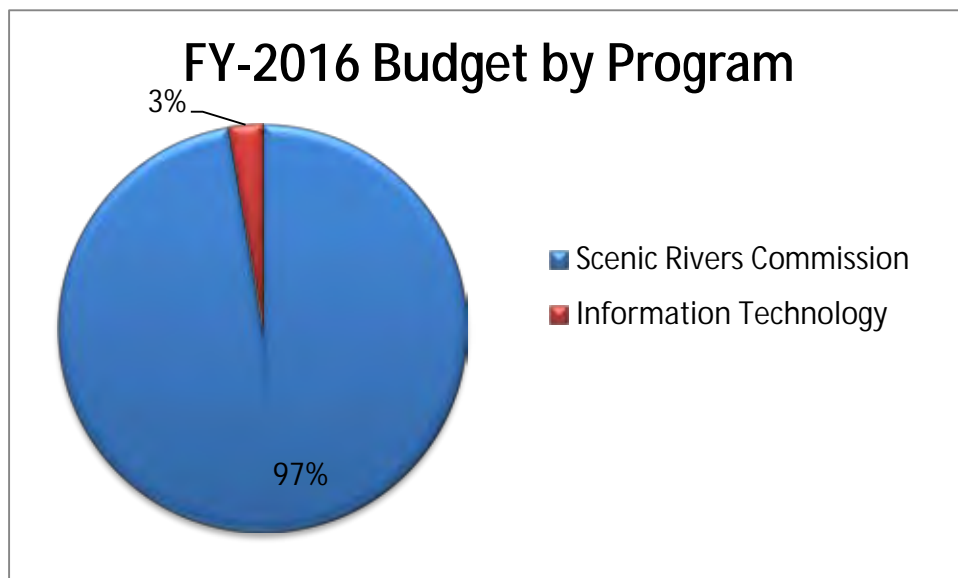


## Mission:

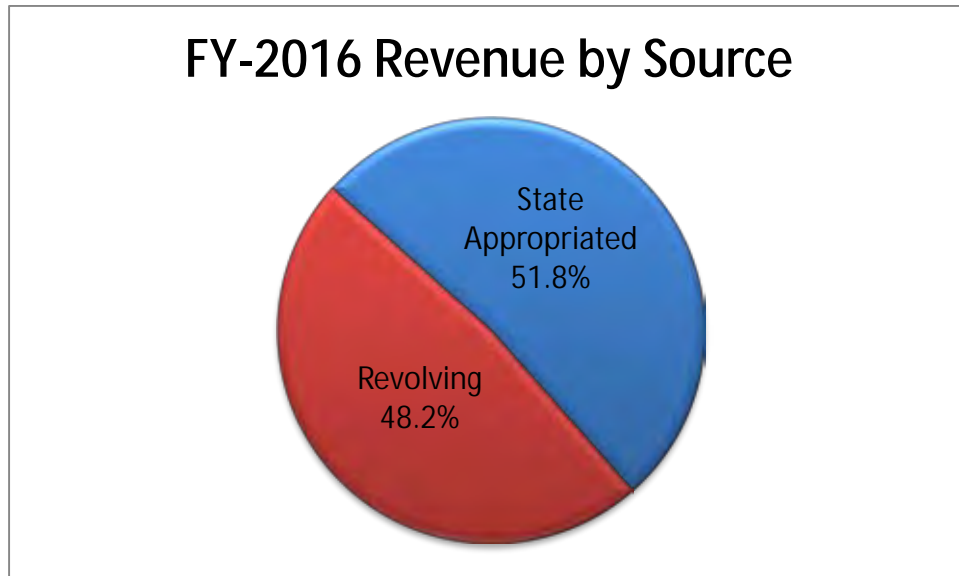
The mission of the Oklahoma Scenic Rivers Commission (OSRC) is to protect, preserve and enhance Oklahoma's designated "Scenic Rivers Areas".

## Programs:

- Scenic Rivers Commission
- Information Technology



## Scenic Rivers Commission



### **Accomplishments Over The Past Year:**

- The Scenic Rivers commission developed and executed a Second Statement of Joint Principles and Actions for Shared Scenic Rivers with the State of Arkansas and various state agencies, investing more than \$300 million in wastewater treatment. Under the extension, both states selected three members of a six member scientific oversight committee to cooperatively review water quality standards and address economic concerns about the standards.
- The agency partnered with the U.S. Army Corps of Engineers to manage and clean up public use areas for which that federal agency had abandoned management, located immediately adjacent to the Illinois River and Barren Fork Creek.
- Partnered with sister agencies including the Oklahoma Conservation Commission and the Oklahoma Department of Environmental Quality to fund \$79,750 in state funds with \$117,650 federal cost-share match provided by U.S. Geological Survey and U.S. Army Corps of Engineers to fund \$197,400 Cooperative Illinois River Basin Water Quality Monitoring and Stream Gaging Network
- OSRC partnered with sister local, regional, state, federal and tribal agencies on many projects, including the Oklahoma Department of Transportation and Oklahoma Department of Wildlife Conservation to provide public access to scenic rivers; the Oklahoma Conservation Commission for Conservation Reserve Enhancement Program and streambank erosion stabilization projects to mitigate the impacts of non-point sources of pollutants on water quality; Cherokee Nation Youth Environmental Fair; and, with Oklahoma Conservation Commission and Oklahoma Department of Environmental Quality on education outreach programs/venues.
- River rangers made 76 arrests and issued 115 citations, with an additional 347 written warnings issued, and 55 search/rescue/medical contacts totaling 593 contacts with individuals who violated agency regulations and state law related to scenic rivers.

### **Goals For The Upcoming Year:**

- Partner with Oklahoma Water Resources Board to develop an Instream Flow Methodology (i.e. the amount of water in a stream or river necessary to ensure downstream environmental, social, cultural and economic benefits are met) for Scenic Rivers;
- Implement online commercial flotation device licensing and user fee permitting applications, as well as issuance of licensing/permitting;
- Creation of new agency website along with undertaking efforts for the agency to become



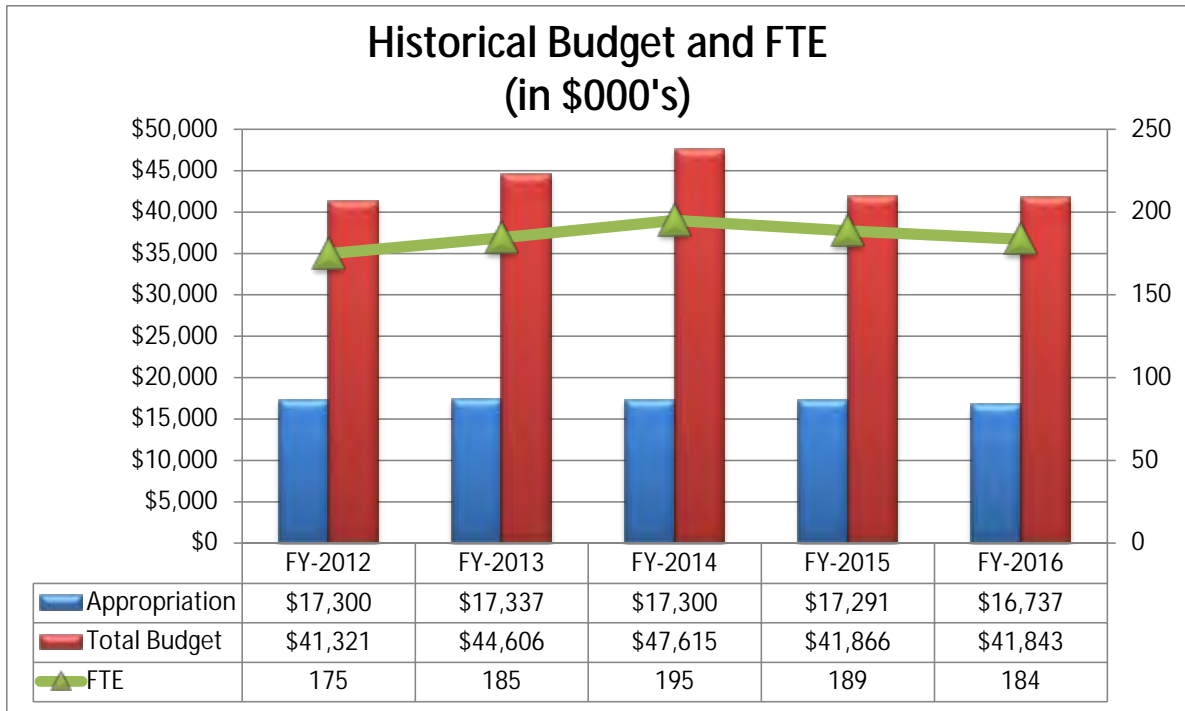
# Scenic Rivers Commission

- paperless; and
- Continued collaboration with scenic rivers stakeholders to update Illinois River Management Plan.

## **Savings, Efficiencies and Shared Services:**

- OSRC replaced one full-time employee with seasonal staff.
- In recent years, the Commission has undertaken a comprehensive review of all of its regulations, to make them clear and concise, and to conform to the Oklahoma Scenic Rivers Act, the Oklahoma Administrative Procedures Act and other applicable Oklahoma law. These efforts accomplished the elimination of two complete Chapters and more than one-half of the one hundred-plus regulation sections within OSRC Rules (Oklahoma Administrative Code 630).
- The Commission has increased electronic access to the agency via website, Facebook and other expanded convenience services offered to citizens.
- The Commission transitioned to shared administrative services (financial and information services) provided by the Office of Management and Enterprise Services.
- Partnered with U.S. Army Corps of Engineers to manage and clean up public use areas for which the federal agency had abandoned management located immediately adjacent to the Illinois River and Barren Fork Creek; and
- The OSRC partnered with sister local, regional, state, federal and tribal agencies on many projects, including the Oklahoma Department of Transportation and Oklahoma Department of Wildlife Conservation to provide public access to scenic rivers; the Oklahoma Conservation Commission for Conservation Reserve Enhancement Program and streambank erosion stabilization projects that both mitigate the impacts of non-point sources of pollutants on water quality; and with Oklahoma Conservation Commission and Oklahoma Department of Environmental Quality on education outreach programs/venues.

# Supreme Court of Oklahoma



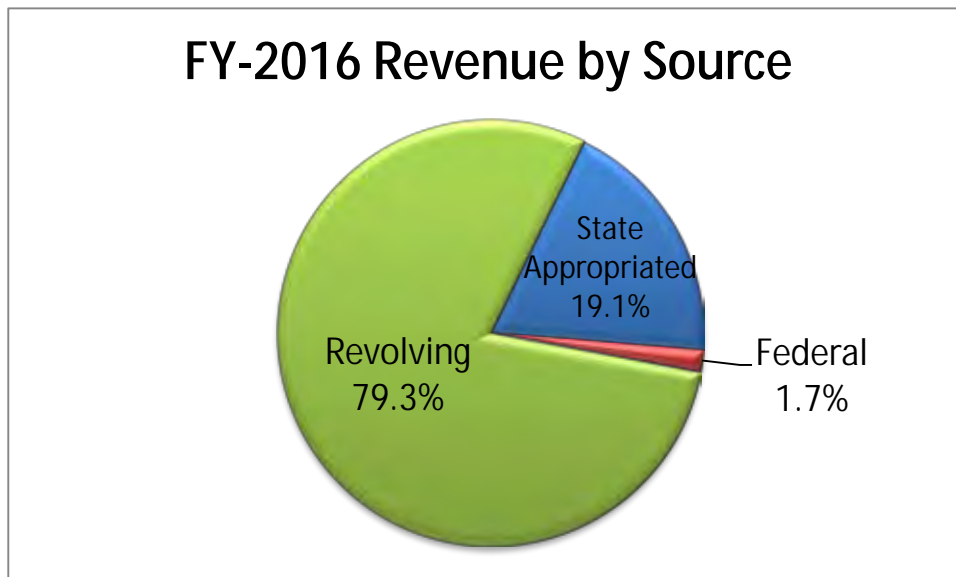
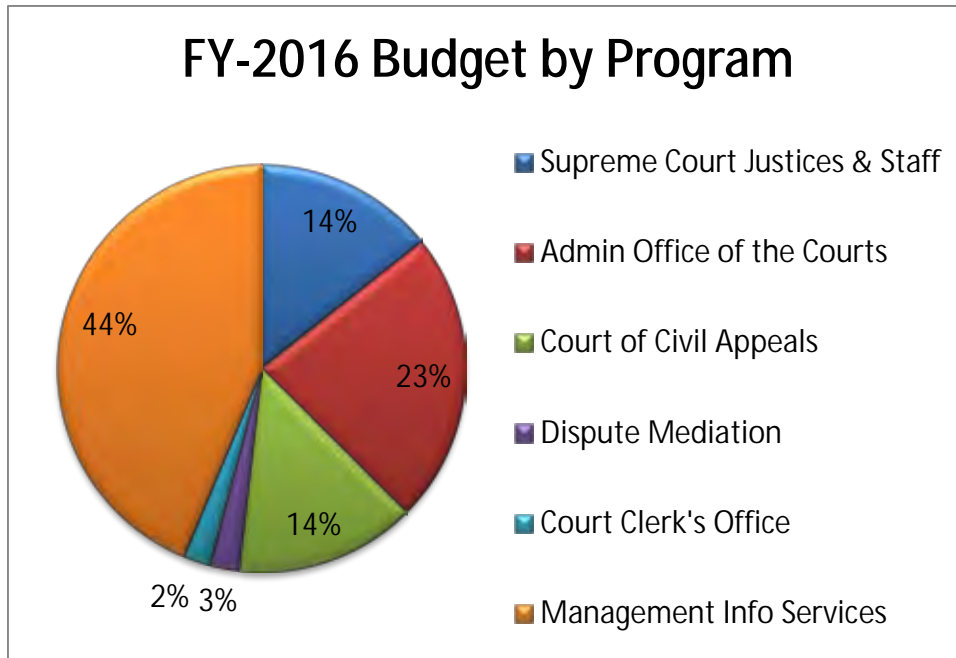
## Mission:

The Supreme Court has a constitutional mandate to exercise supervisory control over the state judiciary and insure that justice is fairly, equally, and impartially administered.

## Programs:

- Supreme Court Justices & Staff
- Administrative Office of the Courts
- Court of Civil Appeals
- Dispute Mediation
- Court Clerk's Office
- Management Info Services

# Supreme Court of Oklahoma



#### Accomplishments Over the Past Year:

- Designed and implemented an improved case management system for the trial and appellate courts; and
- Implemented case search and e-payment pilot programs in forty-nine counties.

#### Goals For The Upcoming Year:

- Continue implementation of case management system improvements;
- Continue implementation of new court fund accounting system; and
- Implementation of video conferencing in courtrooms to provide statewide court reporter and language interpreter services.

# Supreme Court of Oklahoma

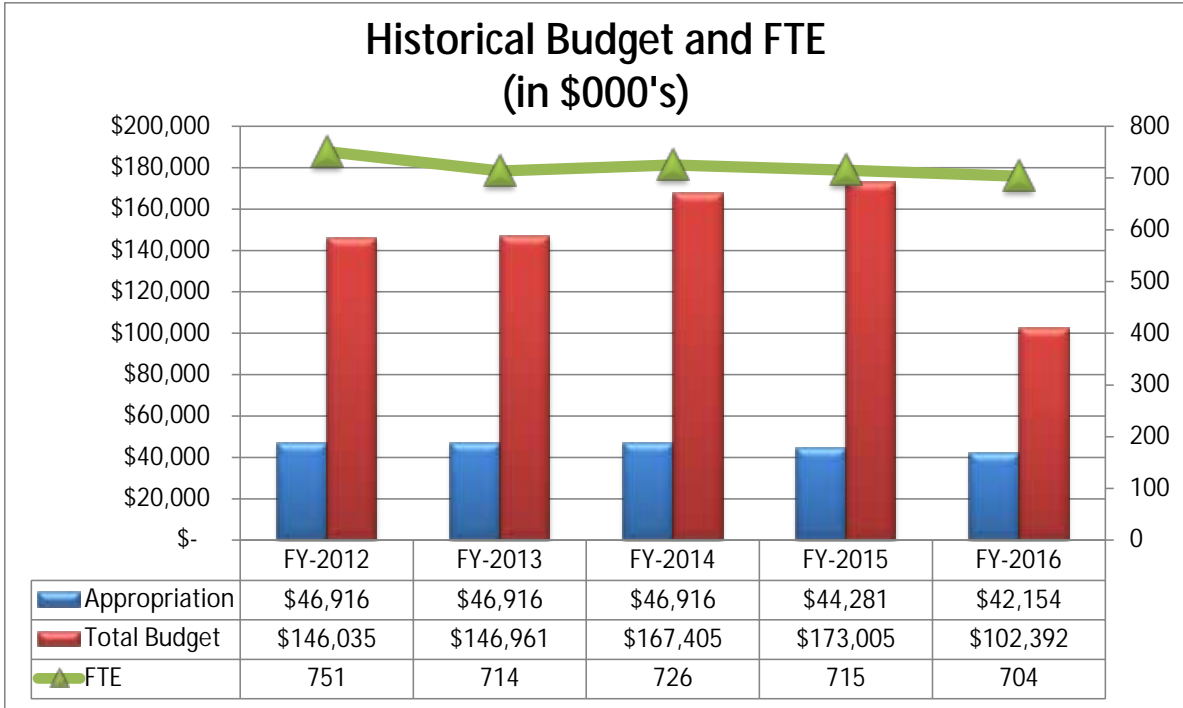
## **Major Agency Projects:**

- OCIS Case Management System;
- Jury Management System;
- Court Fund Project;
- Courtroom Automation Project; and
- Online Payment Project.

## **Savings, Efficiencies and Shared Services:**

- Restricted the use of Active Retired Judges in the District Courts;
- Implemented a 30-day hiring freeze for replacement of district court personnel; and
- In-house development of new or improved case management system following cancellation of vendor contract.

# Oklahoma Tax Commission



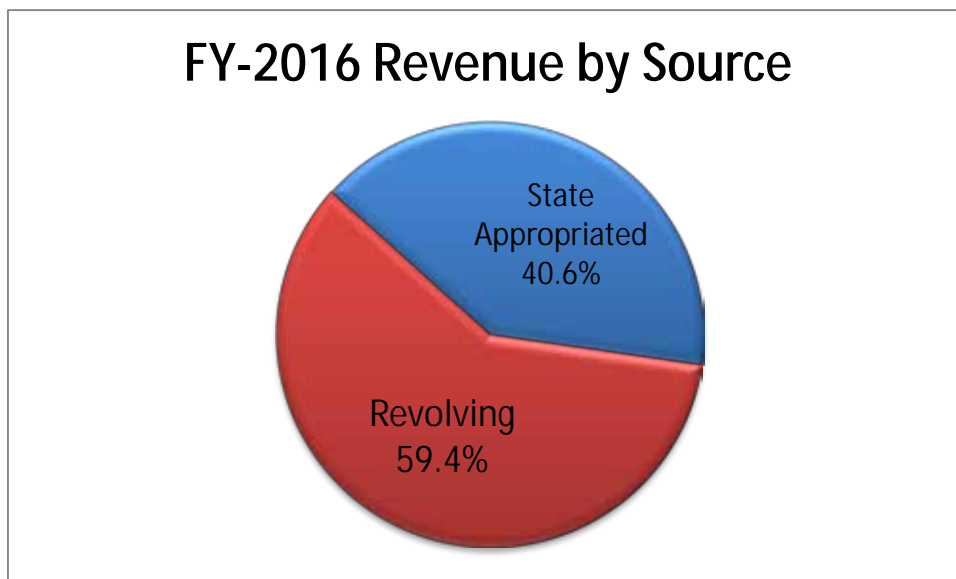
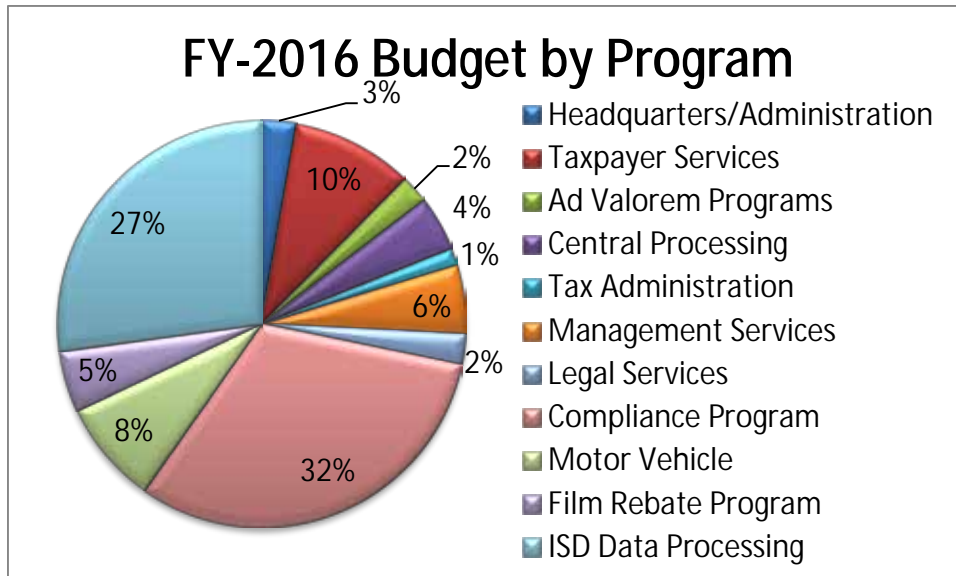
**Mission:**

To serve the people of Oklahoma by promoting tax compliance through quality service and fair administration.

**Programs**

- Taxpayer Services
- Ad Valorem Programs
- Central Processing
- Tax Policy
- Compliance Program
- Motor Vehicle
- Film Rebate Program

# Oklahoma Tax Commission



#### Accomplishments Over The Past Year:

- Completed OneLink Integrated Tax System Phase V rollout of Motor Vehicle;
- Implemented online report filing for oil and gas industry;
- Successfully launched redesigned agency website; and
- Successfully installed and implemented upgraded Tagnet system.

#### Goals For The Upcoming Year:

- Complete OneLink phase VII rollout;
- Migration away from Mainframe;

# Oklahoma Tax Commission

- Implementation of check21 and expansion of Fairfax;
- Completion of Pay Right Oklahoma amnesty program.

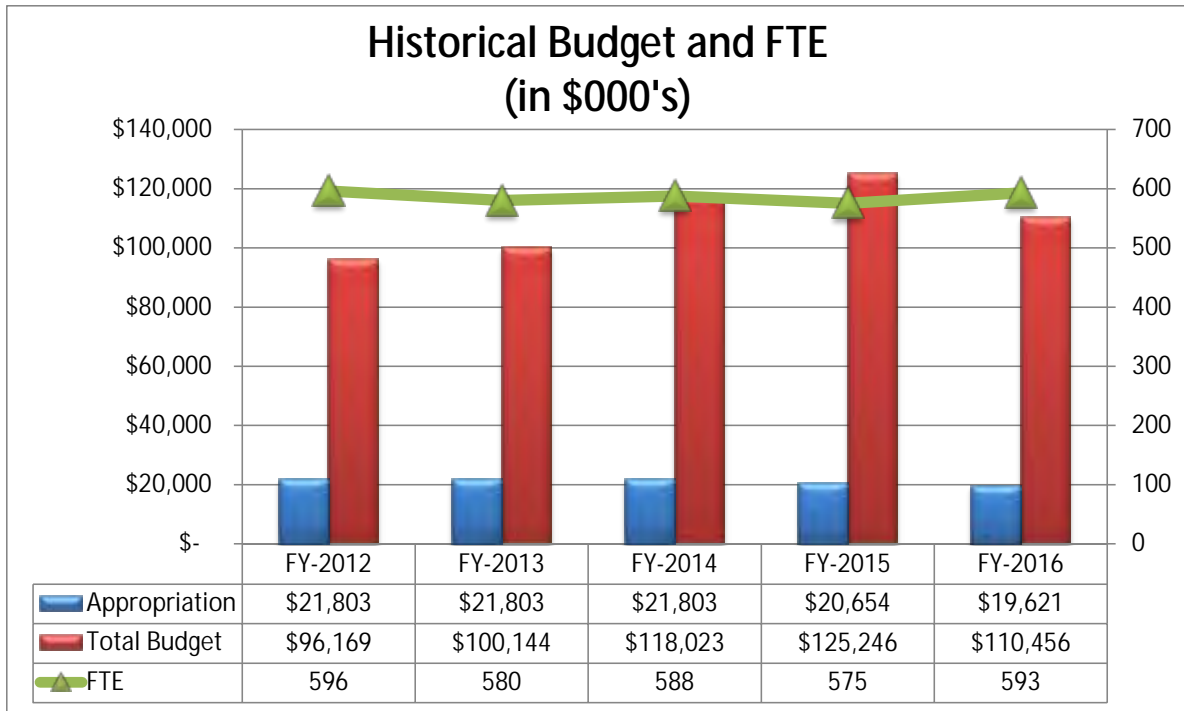
## **Major Agency Projects:**

The Tax Commission continues to implement an integrated tax system, which consolidates its many tax systems into one, cohesive system. This project is expected to save the state approximately \$500,000 annually in efficiency and processing costs. These savings can be contributed to the streamlining of major tax systems into one integrated system thus creating staff level production efficiency which increases productivity.

## **Savings, Efficiencies and Shared Services:**

The Tax Commission continues to leverage available technology in an effort to be effective and efficient with available resources. Savings were realized with direct deposit and debit card disbursements. The volume of paper checks generated has been significantly reduced saving the agency approximately \$500,000 annually.

# Tourism and Recreation Department



## Mission:

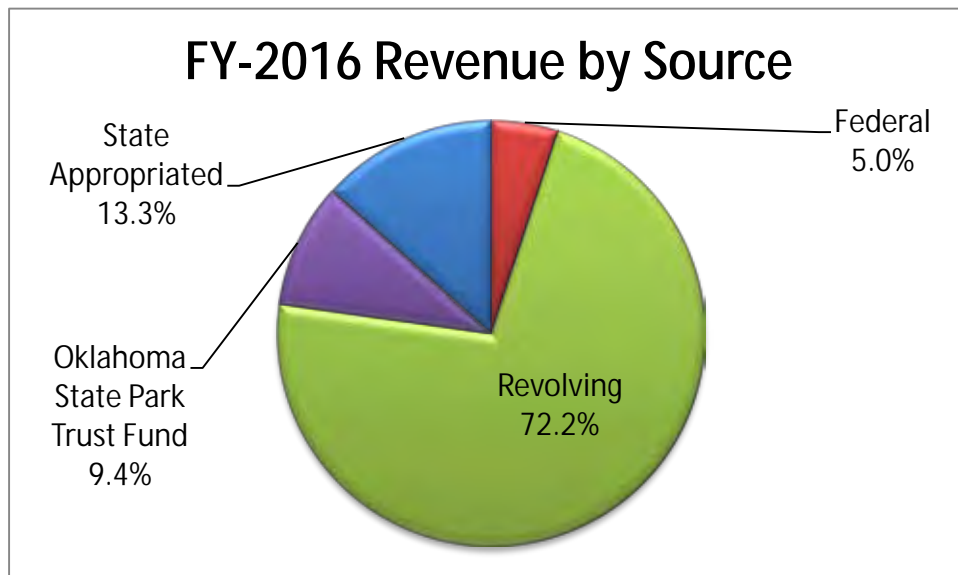
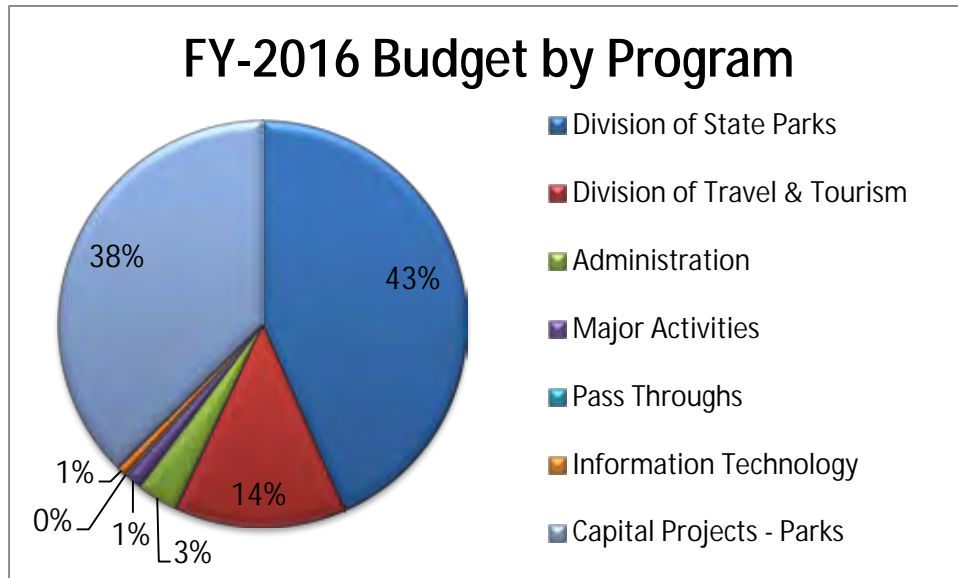
The mission of the Oklahoma Tourism and Recreation Department (OTRD) is to advance the exceptional quality of life in Oklahoma by preserving, maintaining and promoting the state's natural assets and cultural richness. As the steward of the state park system, OTRD is the caretaker of Oklahoma's diverse, magnificent natural resources. OTRD also plays a critical role in enhancing the state's economy through the promotion of Oklahoma as a destination and provides leadership and guidance to communities across the state by working together to propel the state forward.

## Programs:

- Division of State Parks
- Division of Travel & Tourism
- Administration
- Major Activities
- Pass Throughs
- Information Technology
- Capital Projects – Parks



# Tourism and Recreation Department



## Accomplishments Over The Past Year:

### State Parks:

- Completed improvement project at The Sequoyah Lodge;
- OTRD controlled entry stations are designed for Keystone and Cherokee Landing State Parks. These entry stations provide added security for park guests. Installation is pending Corps approval.
- The agency solicited and accepted bids for an amphibious watercraft tour concession and a zip line concession for Beavers Bend State Park. The amphibious watercraft is operational and the zip line is currently under construction.
- OTRD purchased 723.85 acres at Robbers Cave State Park. This land was previously leased and is now a permanent addition to Robbers Cave which is one of the original seven state parks.
- The agency created Camp OK—State Parks Style, a learn-to-camp program has been developed and a kickoff session was conducted at Osage Hills. SWOSU Students are helping to conduct the program.

# Tourism and Recreation Department

## **Travel Promotion**

- OTRD developed a sales program for the fall and winter seasons that would offer discounted pricing to servicemen and veterans at all state lodges and cabins.
- The agency maintained Quantcast ranking for TravelOK.com in top 10 of US state tourism websites for all of FY-2015 and reached the number one ranking twice during the year.
- Increased page views on the Oklahoma's Tourism website and TravelOK.com, to over 34 million for FY-2015, exceeding our goal by more than 5,000,000 views;
- The 2015 Oklahoma State Tourism Travel Guide won two printing awards while the demand has been record setting with projections that all 260,000 copies will be distributed before the end of 2015.
- Three of the 11 Travel Information Centers have added gift shops for the first time in their operations history. This will create new revenue streams to increase the sustainability of the center.

## **Film & Music:**

- In the social media marketing, OF+MO Facebook likes and Twitter followers both grew 50% for FY-2015. Instagram followers grew 170% in FY-2015.
- OF+MO gained a 19.04% growth in our number of website page views from the beginning of FY-2015 to the end of FY-2015. In addition, the redesign of the website should be completed by the end of third quarter in FY-2016.

## **Goals For The Upcoming Year:**

### **State Parks:**

- Examine the use of hunting services/amenities as revenue opportunities at state parks where appropriate and study expansion of hunting to assist with nuisance animals;
- Explore new sales opportunities for park, lodge and golf facilities;
- Expand the walking and trail systems at properties and develop maps and support materials for the trails and paths;
- Continue transition to bi-fuel /CNG vehicles to save fuel costs;
- Secure a new title sponsor for Discover Oklahoma for an annual revenue increase of \$300,000;
- Maintain TravelOK.com's position among the Top ten state tourism websites; and
- Develop a year-round marketing plan to enhance lodge, park and golf course usage.

### **Office of Film and Music:**

- Recruit expatriates to return to Oklahoma's thriving film and music industry;
- Initiate a film competition for high school students or emerging filmmakers; and
- Enhance Industry Infrastructure Services by analyzing and connecting interested parties to build a multi-purpose venue to include a large sound stage and music studio to support growth of film and TV and music industries.

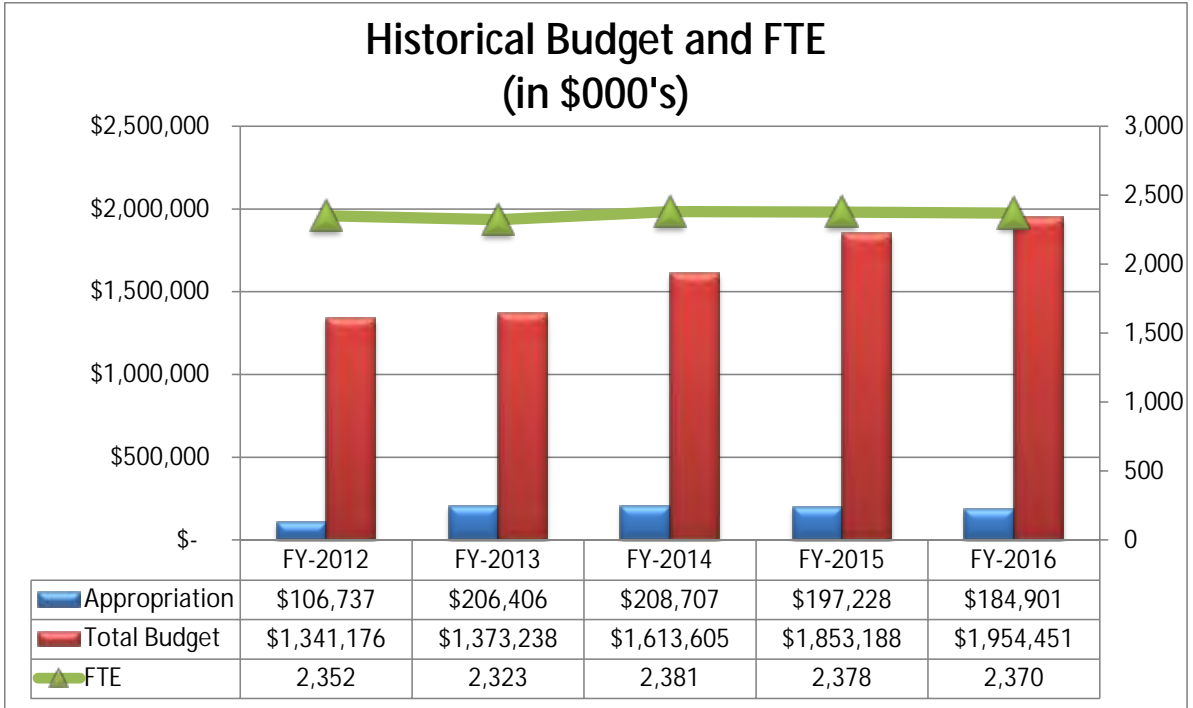
### **Major Agency Projects:**

- Manage Lake Murray Lodge Project – construction work has started and targeted completion is the winter of 2016.
- Repair damage caused by flooding which occurred in the spring of 2015 by the beginning of the 2016 tourism season.

### **Savings, Efficiencies and Shared Services:**

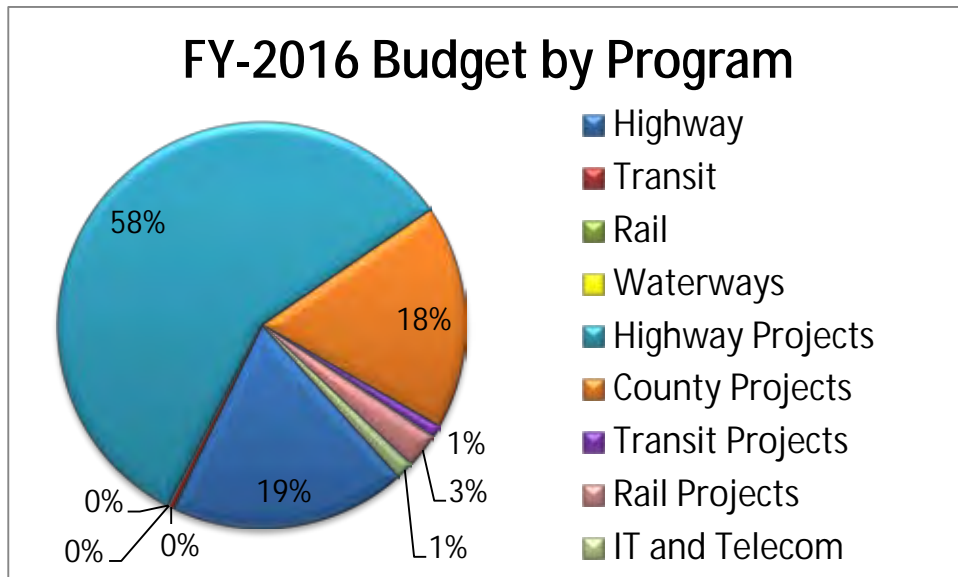
- Added an additional CNG vehicle to the agency's fleet, for use in maintenance of the Travel Information Centers.

# Department of Transportation

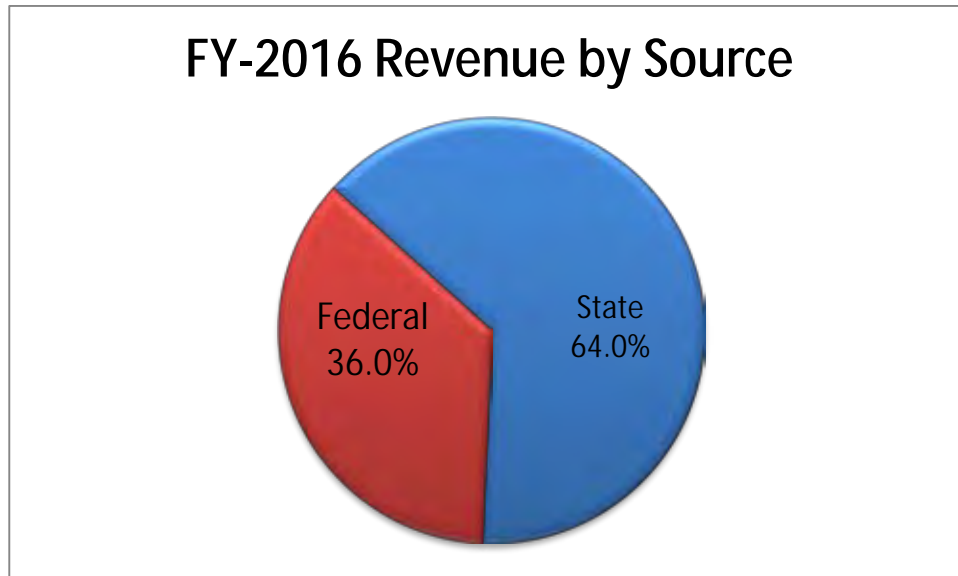


## Mission:

The mission of ODOT is to provide a safe, economical and effective transportation network for the people, commerce and communities of Oklahoma.



## Department of Transportation



### Accomplishments Over The Past Year:

- The percentage of structurally deficient bridges was reduced from 6.8% in 2014 to 5.5% in FY-2015;
- The number of miles of rural highways without shoulders dropped from 4,598 in 2014 to 4,573 in 2015; and
- The number of lane miles that are in critical or inadequate condition dropped from 3,842 in 2014 to 3,820 in 2015.

### Goals For The Upcoming Year:

- Reduce the number of structurally deficient on-system bridges from 372 in FY-2015 to 280 by FY-2017;
- With continued installation of cable barriers and concrete barriers throughout the state, the number of crossover fatalities is expected to decline to near zero in future years; and
- To increase safety, we are working to reduce the number of 2 lane rural highways without shoulders to 4,528 in by FY-2017, a reduction of approximately 70 miles.

### Major Agency Projects:

- Continued focus on structurally deficient and “at-risk” bridges;
- Continued construction on the I-235/I-44 Interchange in Oklahoma City;
- Construction of the I-35/I-240 Interchange in south Oklahoma City;
- Replacement of the 3,642 foot bridge between Purcell and Lexington on US-77 over the South Canadian River;
- Replacement of the flood damaged US-377/SH-99 bridge over the Washita River south of Tishomingo;
- Construction of over two miles of highway on SH-6 in Granite;
- Construction of four miles of four-lane divided on SH-3/US-270 in Dewey County;
- Construction of over two miles of highway on SH-45 in Alfalfa County;
- Construction of the South Connection Bypass in Duncan;
- Construction of three miles of highway and a bridge replacement on SH-76, west of Lindsay;
- Replacement of the bridge over Cottonwood Creek in Guthrie;
- Construction of five miles of highway and modification of a bridge on SH-39 east of Lexington in

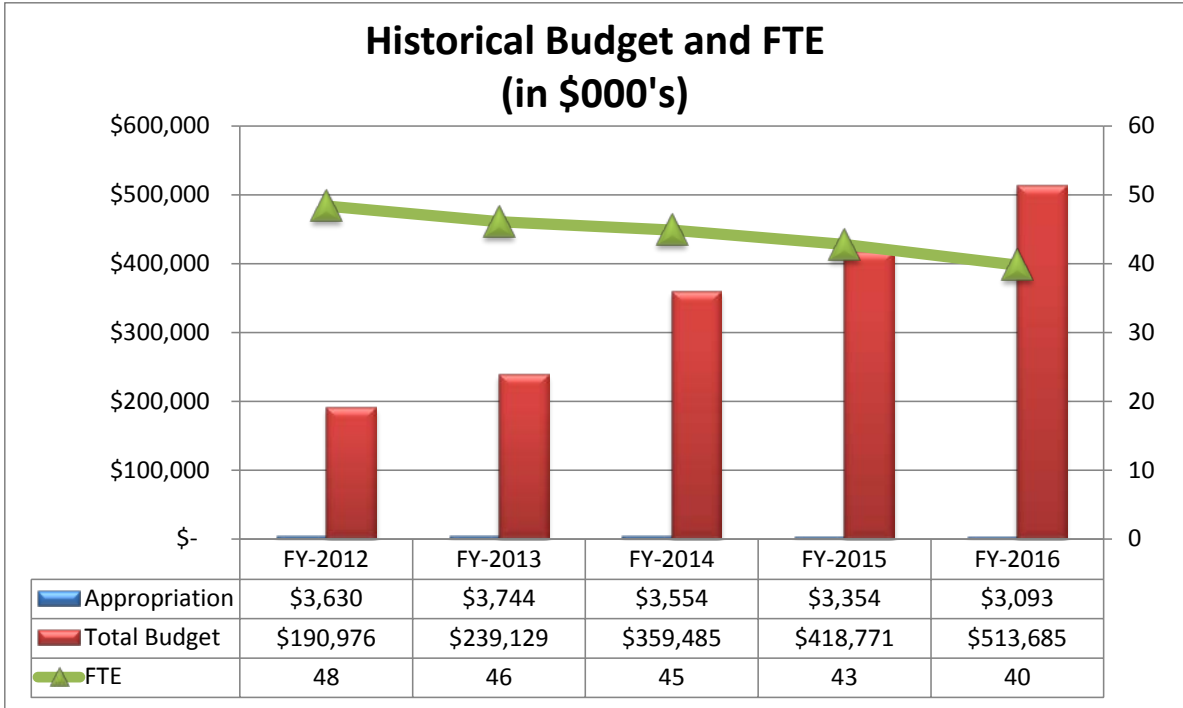
# Department of Transportation

- Cleveland County;
- Replace 1 bridge, modify two bridges and over eight miles of highway reconstruction on SH-32 in Love County west of Marietta;
- Construction of over seven miles of highway and a bridge replacement on US-75A in Okmulgee County;
- Construction of over five miles of US-60 highway between Bartlesville and Nowata;
- Reconstruction of US-69 south of US-270 in McAlester;
- Construction of over six miles of highway and a bridge replacement on SH-16 between Okay and Wagoner;
- Construction of over two miles of highway and a bridge replacement on US-70 west of Valliant;
- Bridge construction at I-44 and 145th East Avenue in Tulsa;
- Pavement rehabilitation on US-64 and US-75 in Tulsa County;
- Construction of interchange improvements on I-35 in the Norman area; and
- Continued reconstruction and rehabilitation of over 66 miles of rural interstate highways

## **Savings, Efficiencies and Shared Services:**

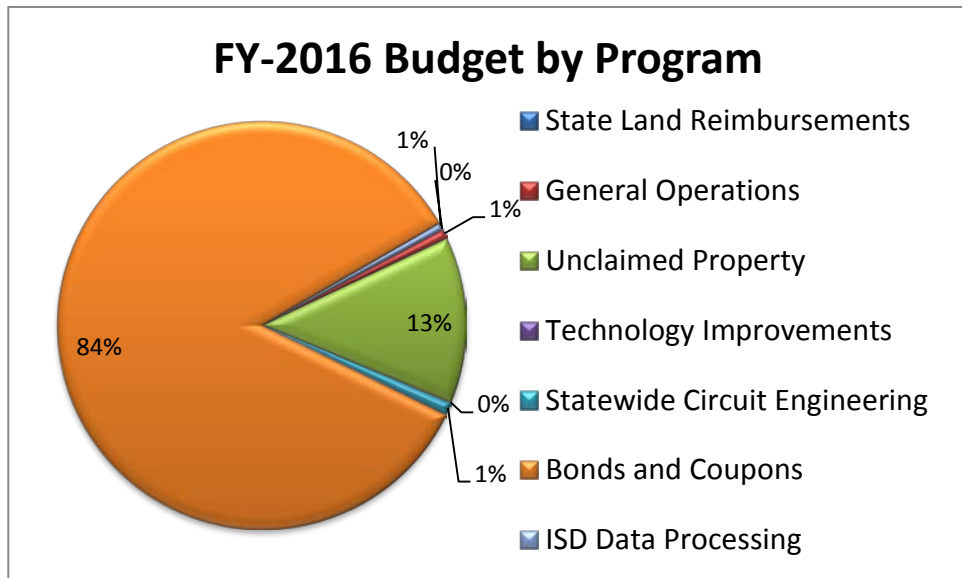
The highly successful implementation of relying on private sector experience and technologies has allowed the Department to streamline its business practices. These practices will continue along with the adoption of practical innovations. There are several technological advances that the Department continues to enhance which greatly increase productivity. These advances prevent redundancies, reduce customer wait time and help provide real time information. In addition, the Department recently completed consolidation efforts with the Office of Management and Enterprise Services moving all servers and basic operating systems under the state's central control.

# Treasurer

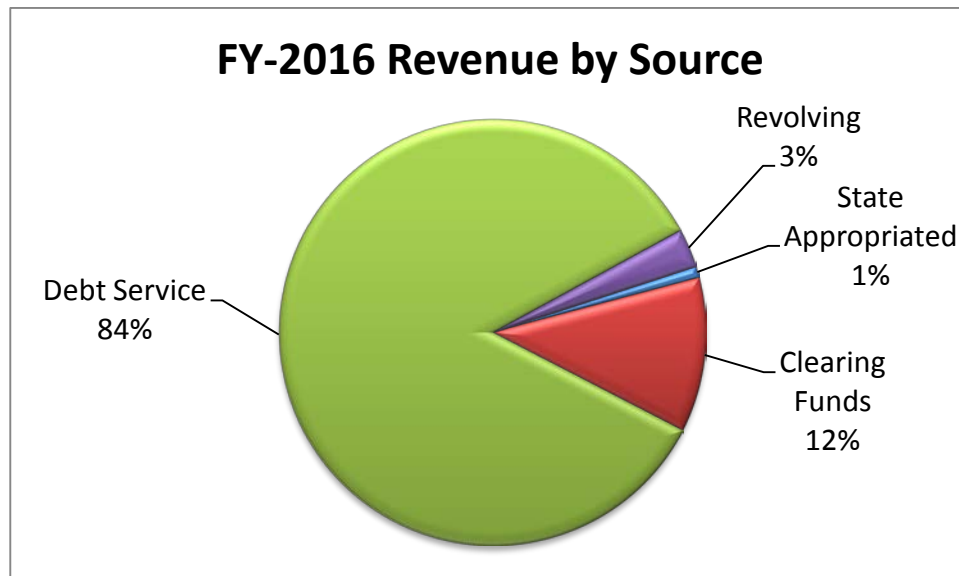


## Mission:

The mission of the Office of the State Treasurer (OST) is to serve the people of Oklahoma by providing sound banking and investment services, reuniting individuals and businesses with their unclaimed property and promoting economic opportunities in a fiscally responsible and efficient manner while adhering to the highest professional and ethical standards.



## Treasurer



### Accomplishments Over The Past Year:

- Continued pay-for-performance program, increasing the return of unclaimed property to rightful owners from \$18.8 million in FY-2013 to \$30.2 million in FY-2014 and to \$38.7 in FY-2015;
- Completed an upgrade of database applications hosted by this Office and used statewide;
- Announced a statewide effort to improve the money management skills of high school and middle school students with the rollout of Financial Football, a free educational video game and classroom curriculum developed and supported by the NFL and other major private sector partners;
- Complete transition of statewide credit card services to new platform and introduction of EMV capable processing equipment;
- Began migration of data to new web-based investment portfolio management application; and
- Launched another initiative to bring an innovative, web-based financial education program using simulations, gaming and adaptive-pathing to introduce complex financial concepts to every high school student across the state through a partnership with state banks and a private sector education technology leader.

### Goals For The Upcoming Year:

- Continue systems development efforts to replace unsupported payment and reconciliation systems suspended due to state financial system upgrade, statewide higher education payroll processing and reporting project and personnel turnover;
- Complete migration and implementation of new web-based investment portfolio application, streamline and enhance investment performance reporting;
- Competitively bid and award contract for master custody and securities lending services for State's \$6.7 billion investment portfolio;
- Maintain consumer protections afforded by Uniform Unclaimed Property Act; and
- Reassess approach to payment card industry data security standards compliance and support increased efforts where volume, processing complexities and remediation needs require.

### Major Agency Projects:

- Implement and optimize services of investment software service provider;
- Develop a personnel program that embraces flexibility, rewards productivity and incorporates

## Treasurer

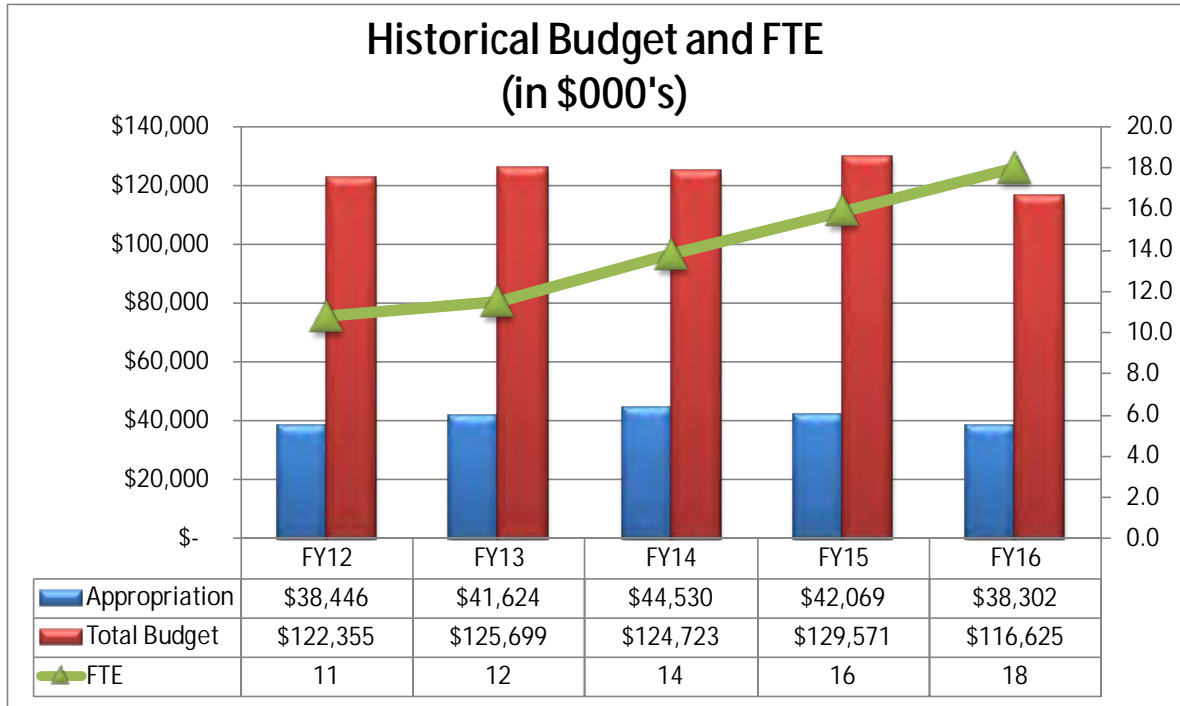
- accountability;
- Replace outdated and unsupported computer systems; and
- Increase citizens' financial awareness laying the foundation for increased prosperity.

### **Savings, Efficiencies and Shared Services:**

- Reduction of 31 full time positions from FY-2006 to FY-2016;
- Reduction of \$1.43 million (32%) in appropriations from FY-2006 to FY-2016;
- Utilization of shared services for legal counsel, information systems, purchasing, payables and payroll processing; and
- Provide banking and treasury services as a statewide shared service, minimizing costs and leveraging economies of scale.

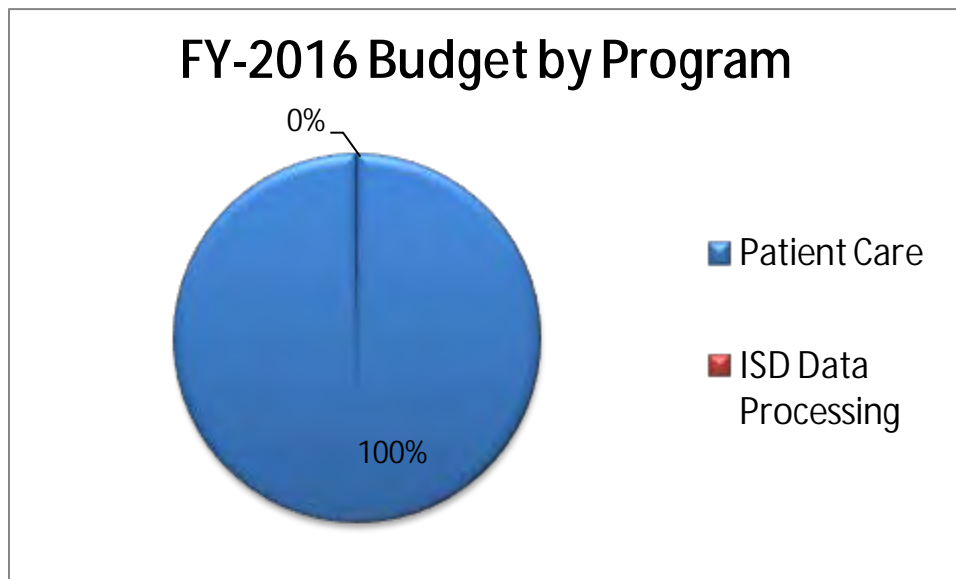


# University Hospitals Authority

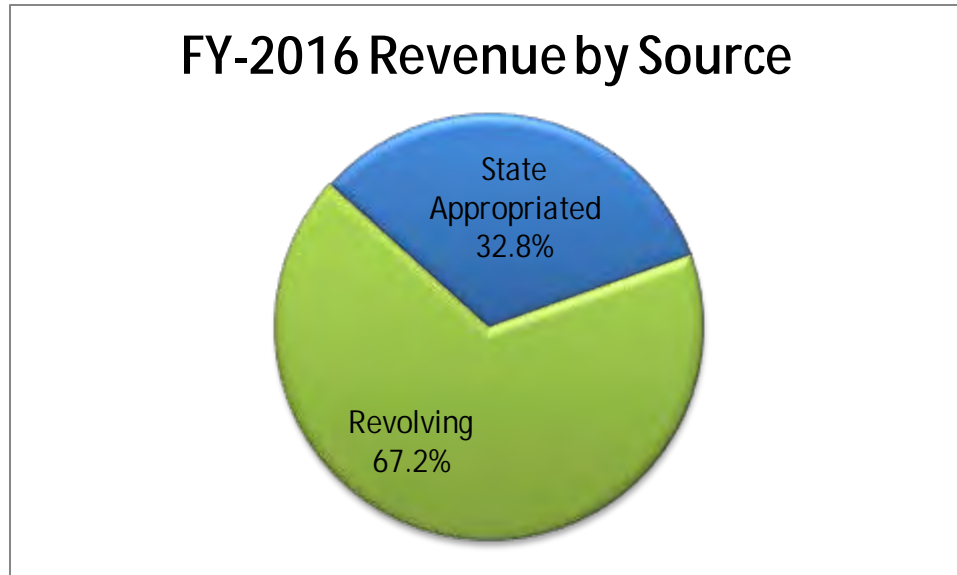


## Mission:

The mission of the University Hospitals Authority (UHA) is to be a catalyst for medical excellence, to support medical education and clinical research and to assure the best care available to all Oklahoma citizens while growing essential alliances and maximizing utilization of state and federal resources.



# University Hospitals Authority



### Accomplishments Over The Past Year:

- Provided \$82.9 million of state and federally matched funds to Oklahoma's College of Medicine and College of Osteopathic Medicine, supporting resident and intern education, with \$61.7 million distributed to Oklahoma State University (OSU) and the University of Oklahoma in Tulsa (OU-Tulsa) as well as \$21.1 million to the OU campus in Oklahoma City;
- Provided \$45.2 million of state and federally matched funds to 14 Oklahoma hospitals, supporting 866 total resident positions with \$4.2 million distributed to rural hospitals, \$28.9 million to Oklahoma City hospitals, and \$12.1 million to Tulsa hospitals;
- Provided \$50.3 million of state and federally matched funds to OU Medical Center hospital, supporting 200,481 inpatient and outpatient occasions of service to the medically indigent and 2,992 Department of Corrections inmate occasions of service;
- Assisted in recruitment of oncology physicians, faculty and researchers at the Peggy and Charles Stephenson Oklahoma Cancer Center;
- Completed the Samis Education Center, supporting clinical medical education on the Oklahoma University Health Sciences Center (OUHSC) campus;
- Provided a facility and operational support to the Department of Pediatrics Child Study Center and Center on Child Abuse and Neglect;
- Assisted in operational support for the Oklahoma Institute for Disaster and Emergency Medicine, Dental College loan program, hearing services for deaf and/or hard of hearing children at the Oklahoma Tisdale Specialty Clinic in Tulsa as well as the mobile dental services program and area health centers; and
- Constructed and placed into service an inpatient Ebola isolation unit and placed into service.

### Goals For The Upcoming Year:

- Increase support levels to provide medical care to the state's indigent population and regain compliance with the indigent care agreement;
- Complete the installation of the proton accelerator and begin treating Oklahoma's pediatric cancer patients;
- Continue construction on the College of Medicine facility on the OUHSC campus in support of graduate medical education; and
- Achieve Centers for Disease Control and Prevention (CDC) designation for Ebola isolation unit.

# University Hospitals Authority

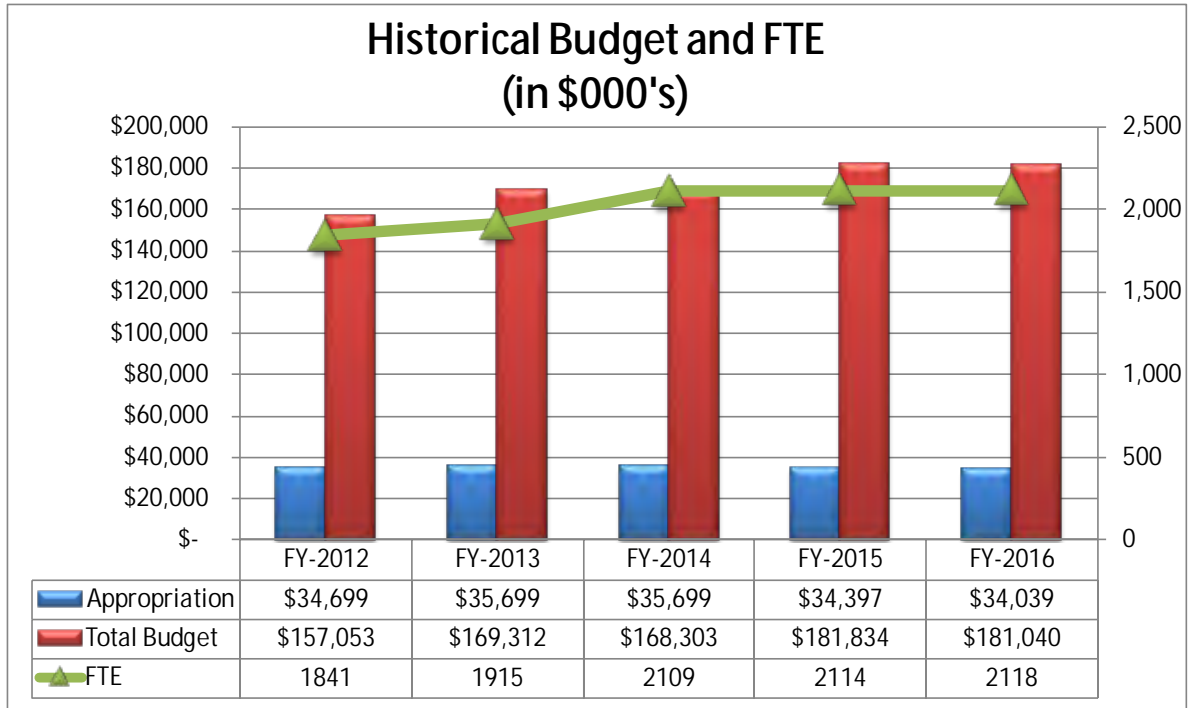
## **Major Agency Projects:**

- Expanding urological and orthopedic sciences services;
- Upgrading and expanding the OB/GYN oncology unit;
- Increasing oncology patient care and research;
- Recruiting faculty and research personnel;
- Expanding the hospital bed tower for inpatient services to include cancer inpatient beds, Intensive Care Unit (ICU) beds and operating rooms;
- Increasing campus way-finding and hospital parking to accommodate demand; and
- Continuing facility energy savings plan.

## **Savings, Efficiencies and Shared Services:**

- Implemented an aggressive energy savings plan designed to achieve the goals of Senate Bill 1096 and the Governor's energy savings efficiency initiative:
  - Loaded each building into the Energy Star portfolio and created a utility database;
  - Centralized the building automation system and installed sub-meters on main electricity, steam and chilled water lines for accurate monitoring and control of utility consumption;
  - Upgraded to high-efficiency equipment as building components need to be replaced; and
  - Began implementing energy conservation strategies that are compliant with IPMVP (International Performance Measurement and Verification Protocol);and
  - Realized \$644,000 in energy savings to date.
- Upgraded the agency website to improve services to both citizens and businesses by designing portals, links and agency contact features including assistance with access to physician care and hospital services, assistance with billing issues, employment opportunities at this agency, and notifications to businesses of requests for qualifications, proposal, and competitive bids.

# Veterans Affairs



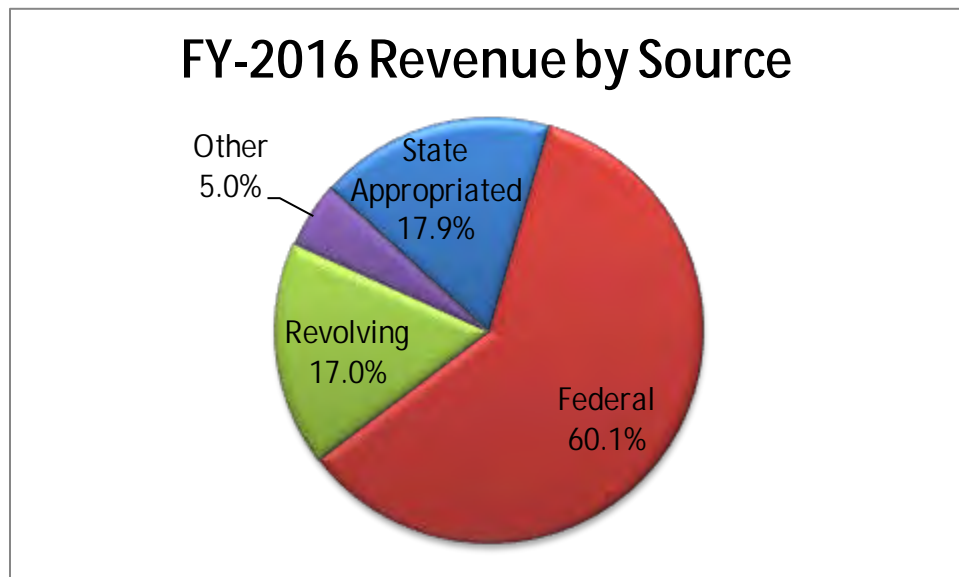
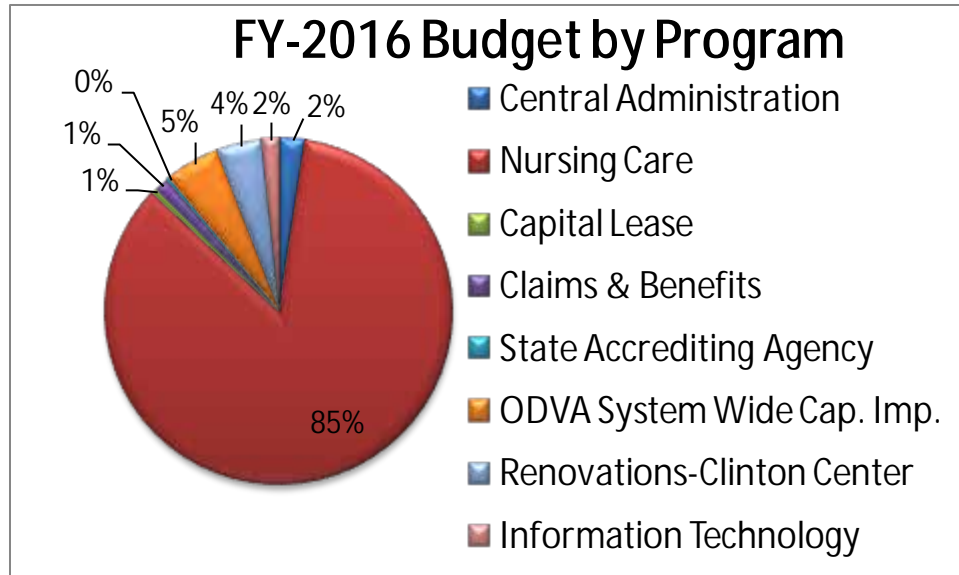
## Mission:

In partnership with the Secretary of Veterans Affairs, the Oklahoma Department of Veterans Affairs, State and Local Agencies, and Veterans Service Organizations, the State of Oklahoma will facilitate in providing to the Veterans residing in the State of Oklahoma the highest quality support and care available anywhere in the Nation.

## Programs:

- Long-Term Care Center Operations (Located in Norman, Clinton, Ardmore, Sulphur, Claremore, Talihina and Lawton)
- Veterans Claims and Benefits Administration
- State Accrediting Agency

## Veterans Affairs



### Accomplishments Over The Past Year:

- Partnered with the Oklahoma Works initiative to help bring the state's workforce resources together to connect employers and veteran job-seekers with information and programs;
- Worked with the Oklahoma Department of Mental Health and Substance Abuse Services (ODMHSAS) to better serve the mental health needs of Oklahoma veterans;
- Joined with Oklahoma City's Homeless Alliance and the Community Service Council of Greater Tulsa to combat veteran homelessness; and
- Increased community outreach through participation in Veterans Town Hall meetings, Veterans Stand Downs, and online social media (Facebook and Twitter).

### Goals For The Upcoming Year:

- Increase efficiency and productivity through the use of an automated Veterans claims management system;

## Veterans Affairs

- Create and maintain a consolidated resource guide for Oklahoma veterans and their families;
- Increase ODVA participation in veterans courts, other specialty courts, and outreach to justice involved veterans;
- Implement Automated Point Click Care (PCC) for activities of daily living; and
- Increase claims assistance through Veterans Service Representatives teaming with Veterans Corner in Goldsby, Oklahoma.

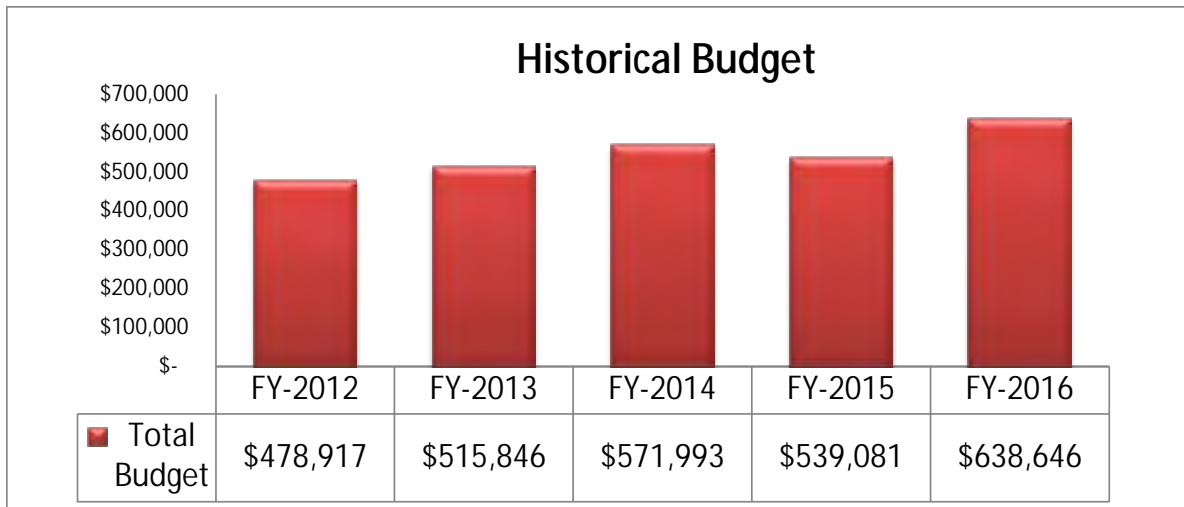
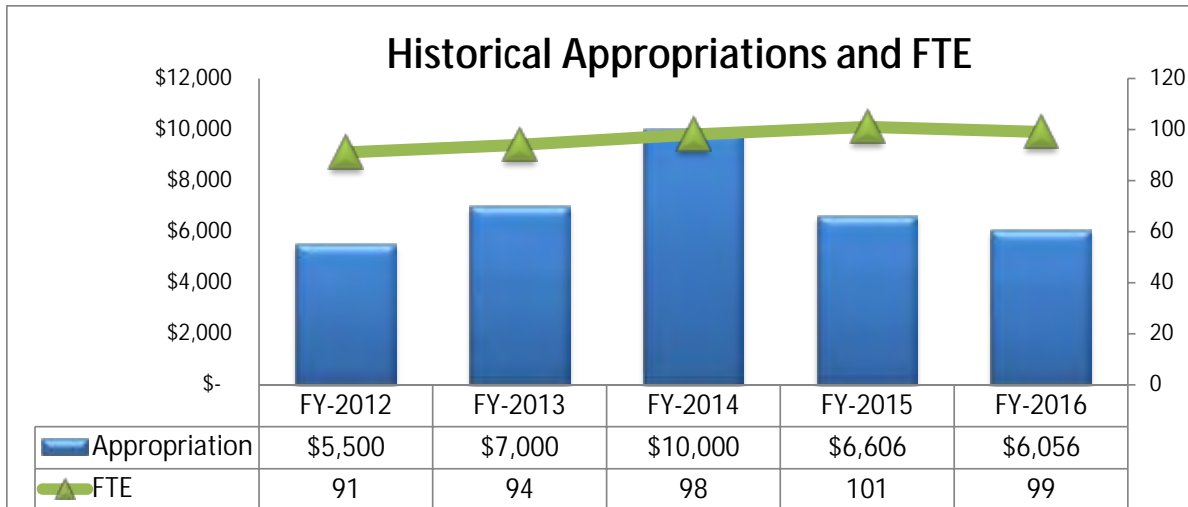
### **Major Agency Projects:**

- Renovating the telecommunication system including updating the existing infrastructure at all seven Oklahoma veterans centers to accommodate VOIP and telemedicine; and
- Improving the security camera systems at the seven veterans centers, including installing and/or updating the existing systems.

### **Savings, Efficiencies and Shared Services:**

- Continued savings in workers compensation expenditures; and
- Increased P-card use.

# Water Resources Board



## Mission:

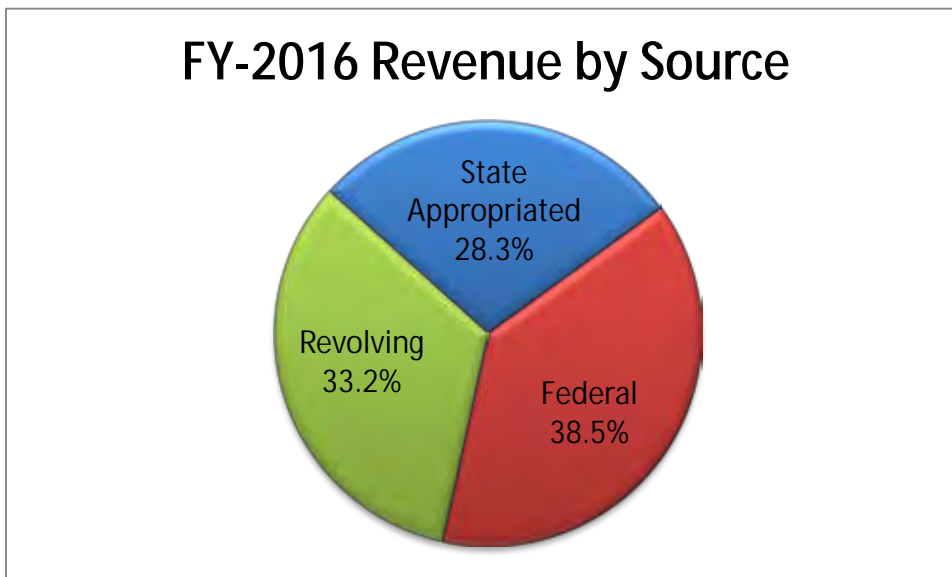
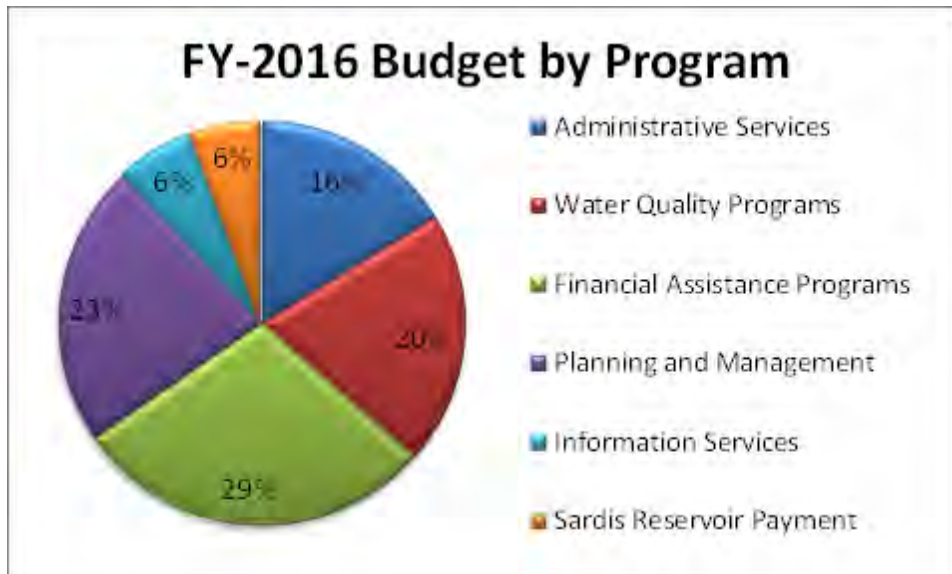
To protect and enhance the quality of life for Oklahomans by managing and improving the state's water resources to ensure clean and reliable water supplies, a strong economy, and a safe and healthy environment.

## Programs:

- Financial Management
- Accounting
- Public Information
- GIS
- Human Resources
- Information Technology
- Office of the General Counsel
- Water Quality Standards
- Lakes and Special Studies
- Water Quality and Quality Monitoring and Assessment (Groundwater, Streams, Lakes)
- USGS Cooperative Agreement
- Clean Water SRF
- Financial Assistance Bonds

# Water Resources Board

- Drinking Water SRF
- Interstate River Compacts
- Floodplain Management
- Dam Safety
- Oklahoma Comprehensive Water Plan
- Water Rights Permitting and Administration
- Well Drillers and Pump Installers Licensing
- Technical Water Availability Studies



## Accomplishments Over the Past Year:

- Continued to advance the “Priority Recommendations” of Oklahoma’s Comprehensive Water Plan, particularly focusing on conservation, infrastructure financing, supply reliability, fish and recreation, quality and quantity monitoring, regional planning, and state/tribal consultations.



# Water Resources Board

- Approved 21 grants totaling \$2,888,546, funded 20 loans totaling \$131,045,156, and save the water systems an estimated \$32,687,000;
- Studied and strengthened water supply and reliability around the state of Oklahoma and completed investigations to determine the appropriate use of groundwater while ensuring future supplies;
- Conducted pilot study on fish and stream flows on over half of Oklahoma's scenic rivers;
- Completed annual report of the Groundwater Monitoring and Assessment program to assess both groundwater quantity and quality;
- The new Regional Planning Group Coordinator has helped several groups around the state develop their own water plans.
- Implemented the Wastewater Planning Guide & Fiscal Sustainability Plan;
- Provided Water for 2060 Grant Program grants to four communities, and saved over 23 million gallons of water;
- Continued enhancements to the OnBase system which tracks over 13,000 water rights permit holders, and used it to expedite the processing of new applications;
- Issued over 22,000, 90-day temporary water permits for oil and gas, irrigation, water supply and recreational use, and processed 286 long-term groundwater and stream permits; and
- Worked with FEMA to promote dam maintenance, safety, and mapping; collect flood mapping data within common web-access architecture to share with local communities; and to collect data for analysis from the recent historic May-June flooding disaster.

## Goals for the Upcoming Year:

- Continue the implementation of Oklahoma's Comprehensive Water Plan with emphasis on priority recommendations: increase water conservation, reduce the growing backlog of statutorily-required hydrologic studies, complete the Illinois River Instream Flow Pilot Study, and encourage long-range water planning at a regional level;
- Continue to meet critical community floodplain mapping and construction needs and dam safety inspections, maintenance, and rehabilitation design, and emergency action planning needs;
- Complete Hydrologic Investigations on the Rush Springs, Enid Isolated Terrace, North Canadian River Alluvium, North Fork-Red River Alluvium aquifers, as well as the Lower Arkansas and Upper Washita Rivers;
- Provide better online access to various data resources: Water Use Database, Water Quality/Quantity Database, Water Data Exchange, and the agency web portal; and
- Coordinate with federal, state, and local entities to develop uniform water rules, monitor important water resources, and complete rehabilitation projects.

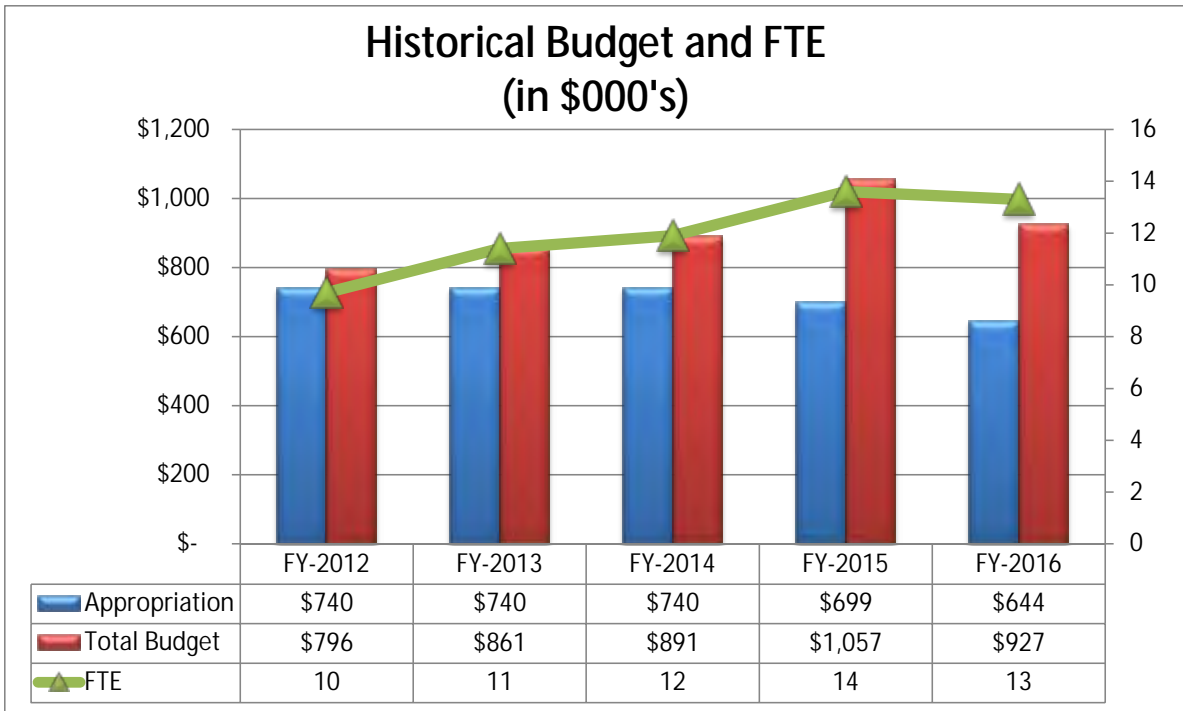
## Major Agency Projects:

- Assemble the Water for 2060 Produced Water Working Group to investigate and make recommendation on potential ways to recycle water;
- Implement key recommendations of the Final Report of the Water for 2060 Advisory Council regarding public water supply, crop irrigation, and energy and industrial uses;
- Utilize an awarded USGS grant to develop the Oklahoma Water Use Data Enhancement Plan to align with water use data collection with USGS and the National Water Census Data set;
- Continuing ground and surface water allocation models in order to meet 2022 deadline for hydrologic studies; and
- Partnering with the Oklahoma Conservation Commission and FTN Engineering to map all dams in Oklahoma.

## Savings, Efficiencies, and Shared Services:

- Staff productivity increases have been realized through document imaging.
- Use of tablet computers and mobile applications have greatly sped the collection and dissemination of field reports and reduced the cost of distributed information.

# Will Rogers Memorial Commission

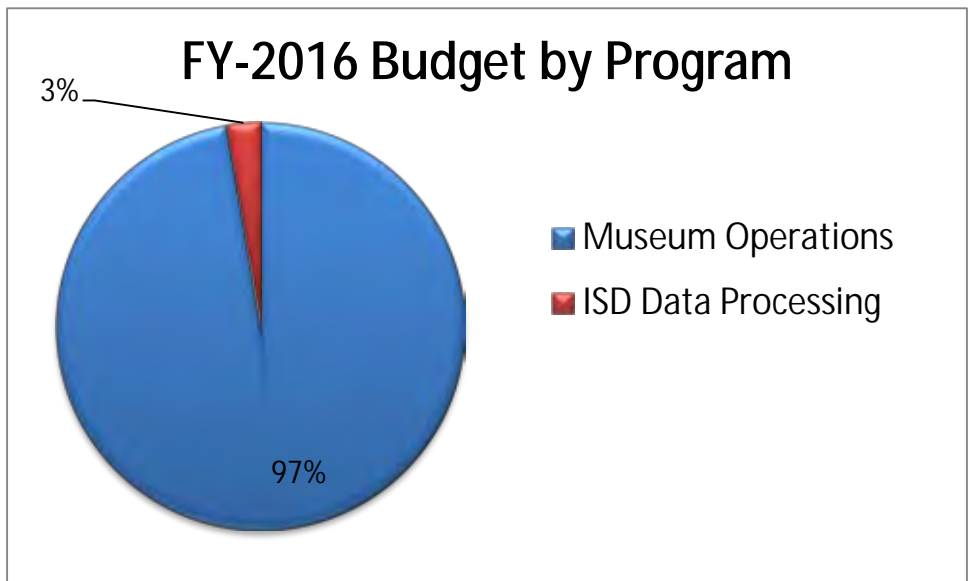


**Mission:**

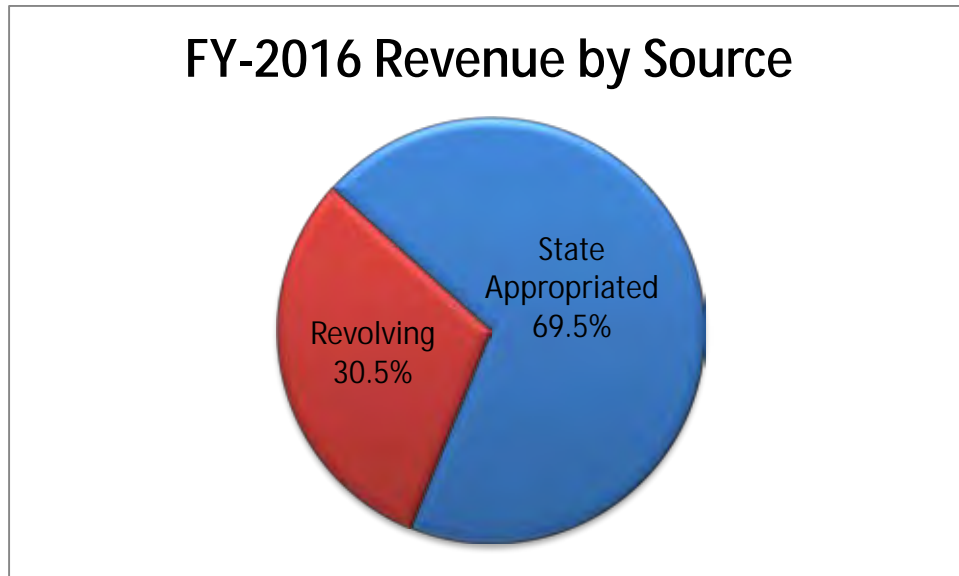
The mission of the Will Rogers Memorial Commission is to collect, preserve and share the life, wisdom and humor of Will Rogers for all generations.

**Programs:**

- Museum Operations
- ISD Data Processing



# Will Rogers Memorial Commission



### Accomplishments Over The Past Year:

- Spring Break programs for kids
- Senior and Veterans center programming
- Area talent shows
- A lecture series
- Frontier Days Kids Camp
- National Day of Remembrance at the Will Rogers/Wiley Post Fly-In and holiday events for the family
- Received the largest donation of Will Rogers Memorabilia from Gordon Kuntz (over 1400 pieces) since the original Rogers' Family donation; and
- Added new L. E. D. Lights throughout the museum to meet 20/20 standards.

### Goals for Upcoming Year:

- Secure funding for replacement of HVAC system;
- Increase fiscal-year attendance at Will Rogers Memorial Museum by 5%;
- Increase fiscal-year recorded attendance at Will Rogers Birthplace Ranch by 3%;
- Complete drafting of master plan for both museums;
- Develop two new partnerships to share the legacy of Will Rogers;
- Compose, design, print, and distribute new brochure for Memorial Museums; and
- Finalize public-private partnership with the Will Rogers Memorial Foundation to sustain and secure the Will Rogers Memorial Museum and Will Rogers Birthplace Ranch for future generations.

### Major Agency Projects:

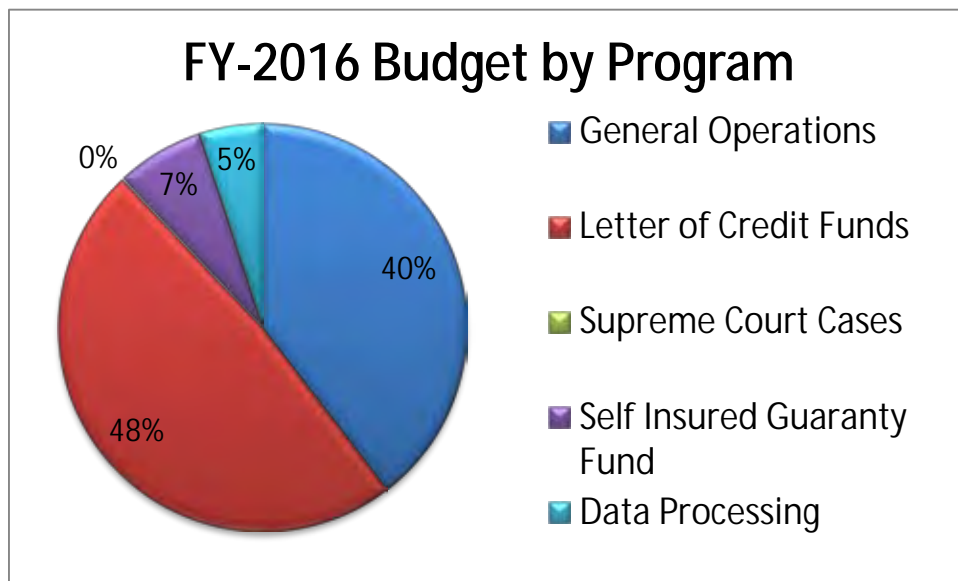
- Digitization and online access of the previously published and unpublished writings of Will Rogers in a searchable format;
- Development of a master plan for exhibits at both museums;
- Improvement of current Children's Museum and development of additional educational materials and an enhanced website experience for young people;
- Design and installation of new exhibit at Will Rogers Memorial Museum focused on Will Rogers and polo; and
- Clean and digitize film collection in consultation with the Oklahoma Historical Society.

# Workers' Compensation Commission

## Mission:

The Workers' Compensation Commission's responsibility is to apply the law as set out in Title 85A of the Oklahoma Statutes. It has adjudicative, administrative and regulatory functions. Those functions include providing fair and timely procedures for the resolution of disputes and identification of issues involving work-related injuries. To that end the Commission dedicates itself to carry out its responsibility and to serve the public promptly, courteously and impartially.

Budget (in \$000s)	FY-2015	FY-2016
Appropriation	\$ 2,747	\$0
Operating Budget	\$ 4,552	\$6,086
FTE	33	37



## Accomplishments Over The Past Year:

- Restructured personnel by reducing staff in some areas and increasing in other areas. Overall the number of employees has increased yet the cost for personnel has decreased.
- Provided quick resolution of claims, as cases are able to be tried by an Administrative Law Judge when the parties are ready;
- Reduced workers' compensation premiums by \$220 million as a result of implementing the Administrative Workers' Compensation Act; and
- Established a business office, and achieved reduction in costs and improved efficiency by pulling all the business processes into one division.

## Goals For The Upcoming Year:

- Put in place an Electronic Data Interchange to better serve stakeholders by allowing them to file online;
- Update the Medical Fee Schedule;
- Put in place proper staffing to handle the cases that have been on hold by the parties waiting on a decision from the Oklahoma Supreme Court; and
- Ensure all staff has necessary training.

# Workers' Compensation Commission

## **Major Agency Projects:**

- Implement Electronic Data Interchange (EDI);
- Case Management System: Update current system to accept EDI;
- Upgrade phone system; and
- Establish the Return to Work Program to get injured workers back to work quicker.

## **Savings, Efficiencies and Shared Services:**

- WCC restructured its staff allowing the agency to increase its number of employees while reducing the cost of payroll; and
- NCCI predicts a further reduction in workers' compensation premiums of \$148 million.

# State Budget Information

Oklahoma State Budget Process  
State Revenues  
Constitutional Reserve Fund  
Appropriation History  
Higher Education Allocation  
Non-Appropriated Agency Budget and FTE



## Oklahoma State Budget Process – State Fiscal Year is July 1 through June 30.

1. **Agencies review** program performance and financial needs for preparation of the Budget Request and Strategic Plan
2. The **Budget Request** is the legal document which contains all financial and program information for each agency including a listing of all requests for additional state funds and changes in revolving or federal funds. Budget Requests must be submitted October 1 of every year under Section 34.36 of Title 62.  
  
**Agency Strategic Plans** include each agency's mission, goals, indicators used to measure outputs and outcomes of agency programs, and other information as required by the Office of Management and Enterprise Services within a five year time line. Section 45.3 of Title 62 requires strategic plans to be submitted October 1 of every even-numbered year.
3. The **Office of Management & Enterprise Services Budget Division** reviews agency budget requests and holds agency budget request hearings for development of the Executive Budget.
4. **December Equalization Board Meeting** – The Equalization Board is the constitutional body responsible for setting revenue and expenditure authority for the Governor and Legislature (Section 23 Article 10 of the *Oklahoma Constitution*). The expenditure authority approved at this meeting is the amount used for development of the Executive Budget Book.
5. **Submission of Executive Budget** – The Governor is required to submit an Executive Budget to the Legislature on the first Monday of each regular legislative session. The budget must be balanced using the December Equalization Board amounts.
6. **February Equalization Board Meeting** – The Board is constitutionally required under Section 23 of Article 10 to meet again and incorporate economic adjustments to the revenue and expenditure authority. The limit approved at this meeting constitutes the limit for Legislative appropriations action.
7. **Legislative Appropriations Process** – The appropriations subcommittees and legislative staff of each house review agency budgets, budget requests and pass appropriation bills.
8. **Governor acts**, within constitutional time lines set forth in Sections 11 and 12 of Article 6 of the Oklahoma Constitution, to sign, veto or pocket veto appropriation bills.
9. **June Equalization Board Meeting** – The board is authorized in Section 23 of Article 10 of the *Oklahoma Constitution* to meet and incorporate statutory changes that increase or decrease revenue and expenditure authority for the coming fiscal year.
10. **Agency Budget Work Programs** are required under Section 34.42 of Title 62 and serve as the official plan of how the agency intends to utilize available funds to accomplish statutory duties and responsibilities. The document is due on June 1, or as close thereafter as possible, and is approved by July 1.



# Oklahoma State Budget Process

## State Equalization Board

The *Oklahoma Constitution* provides for a number of checks and balances to ensure the Governor and Legislature maintain a balanced budget every year. One of the most important provisions is Section 23 of Article 10, which outlines the framework for how Oklahoma sustains a balanced budget. This section designates the State Board of Equalization as the body responsible for establishing expenditure limits for the Governor and the Legislature. The Board of Equalization is comprised of the Governor, Lieutenant Governor, Treasurer, Auditor and Inspector, Attorney General, Superintendent of Public Instruction and Secretary of Agriculture.

Pursuant to Section 23, the Equalization Board must meet at least two times every fiscal year:

- “no more than 45 days but no less than 35 days before the start of the legislative session” (sometime in late December or early January); and
- “within five days after the monthly apportionment in February of each year”.

The Board can only meet again and adjust revenue estimates if the Legislature and Governor enact laws during regular or special session that reduce or increase revenue certified by the board, transfer cash from one fund to another or establish a new certified, appropriated fund. In practice, the Equalization Board meets in June to incorporate legislative changes enacted during the session and to re-certify revenue available for the coming fiscal year.

The benefit of this approach is that both the executive branch and legislative body are required to use the same revenue estimate and expenditure limit. State expenditures passed by the Legislature and enacted by the Governor cannot exceed the amount of funds certified and authorized by the Board.

The Office of Management & Enterprise Services (OMES), which staffs the Board, compiles revenue projections from various revenue collecting agencies throughout the state, analyzes the information and presents the information to the Board for its consideration and approval. Projections for the General Revenue Fund, which makes up more than 80% of total state appropriated spending, are estimated utilizing a state economic model developed by Oklahoma State University, modified to fit the state's customized needs by Tax Commission staff, as well as additional resources from RegionTrack, an Oklahoma City based research firm. Revenue estimates presented to the Board are based on current and prior year collection trends, economic forecasts, federal and state tax law changes and other foreseeable factors.

Revenue certified and authorized at the December Board meeting serves as the basis for the Governor's Executive Budget. The Board considers possible revisions to the December estimate at the February meeting. Revisions to the December estimate are based on economic changes that have been noted since that time, which may increase or decrease anticipated revenue collections. The estimate approved at this meeting sets the limit on which legislative appropriations are based.

## State Revenues and Expenditures

### Spending Limits

Oklahomans believe in responsible budgeting and limiting state expenditure growth to reasonable levels. This philosophy is cemented in Paragraph 1 of Section 23 in Article 10 of the Constitution. Increases in Legislative appropriations in any year are limited to no more than 12% more than the preceding year's level, adjusted for inflation.

Paragraph 1 of Section 23 provides an additional limit for Oklahoma's state budget. This paragraph limits expenditures of certified funds to 95% of the Equalization Board estimate. This internal safeguard protects agency budgets from mild fluctuations in revenues in the event revenues do not meet the 100% estimate.

Certain statutory revolving funds are also included in the executive and legislative expenditure authority considered by the Equalization Board. Estimates for revolving funds are included for informational purposes. The Equalization Board does not have to approve them since they are not certified funds. Unlike certified funds, the Governor and Legislature can spend 100% of the revolving fund estimate. There are seven revolving fund estimates that are included in the executive and legislative expenditure authority. Revenues from four of the six funds are specifically dedicated to education purposes. Funds from the Tobacco Settlement Fund are directed for health services; the Judicial Fund is directed to district court operations; and the State Transportation Fund is directed to the Oklahoma Department of Transportation.

## **Cash Management**

Another internal budget control is provided in Section 34.54 of Title 62 of the Oklahoma Statutes which creates the Cash Flow Reserve Fund (CFRF). The CFRF is used for two purposes: (1) to make allocations to agencies in July since the General Revenue Fund (GRF) for that year has no collections until the end of July, and (2) to ensure that each monthly allocation of revenue to agencies is equal to one-twelfth of the money appropriated by the Legislature. This second purpose is intended to protect State agencies from variation in monthly revenue collection patterns and in practice the CFRF is used to make up the difference between actual collections in a month and the required allocations for that month.

Money is deposited into the Cash Flow Reserve Fund for the next fiscal year from current year General Revenue Fund collections that are in excess of the amount appropriated from the fund. The limit on deposits into the Cash Flow Reserve Fund is 10% of the amount certified by the Board of Equalization as available for appropriation from the General Revenue Fund for the next fiscal year. Any excess certified General Revenue Fund collections for the current year, after the Cash Flow Reserve Fund for the next year has been funded, are carried forward as cash that is available for future certification and appropriation by the Legislature. General Revenue Fund collections that are in excess of the total certified estimate are considered "surplus funds" and cannot be used to make deposits to the Cash Flow Reserve Fund as those monies are directed elsewhere according to the State Constitution.

## **Budget Stabilization**

A portion of the revenue collected in excess of 100% of the certified GRF estimate is deposited in the Constitutional Reserve Fund (CRF), known as the Rainy Day Fund, at the end of the fiscal year. Deposits into the CRF are limited to 15% of the certified actual collections to the GRF for the preceding fiscal year. The CRF can be accessed for three different and distinct purposes: emergencies, future year budget stabilization, and current year budget stabilization. Up to 25% of the fund may be appropriated upon a declaration of an emergency by the Governor with two-thirds legislative concurrence or three-fourths of both the House and Senate. Up to three-eighths of the CRF may be appropriated to make up any decline in revenue certified as available for appropriation by the Board of Equalization from one year to the next. The amount can not exceed the decline in certified revenue. The final three-eighths of the CRF may be appropriated to address a current year revenue shortfall. To access this money, the BOE must determine that a revenue failure has occurred in the GRF and appropriations from the CRF for this purpose are limited to the amount of the shortfall. A Constitutional provision also exists to provide incentive payments of up to \$10 million to support retention of at-risk manufacturing entities under carefully limited circumstances.

## Revenue Shortfalls

The Director of the Office of Management & Enterprise Services (OMES) is statutorily charged with making allotments to agencies to control expenditures. State law also requires the State's budget to remain in balance every fiscal year. Oklahoma is barred from expending more money than it collects in a given year.

To ensure that revenues are sufficient to meet the appropriations specified by the Legislature, OMES closely monitors collections throughout the year. The allocation of appropriated monies to agencies occurs on the Tuesday following the second Monday of every month during a fiscal year.

During times of economic recession state revenue collections can fall below the level of appropriations. Thus, limiting appropriations to only 95% of estimated collections is an insufficient measure to ensure the state maintains a balanced budget during times of severe economic distress.

Title 62, Section 34.49 of the Oklahoma Statutes reads, in part:

"At the end of any fiscal year, the entire amount appropriated to any agency must be allotted to the agency by the Director of the Office of Management and Enterprise Services, except where the estimated budget resources during any fiscal year are insufficient to pay all of the appropriations of the state in full for such year. The Director of the Office of Management and Enterprise Services shall not allot to any agency during any fiscal year, an amount which will be in excess of the amount of revenue collected and allocated to appropriations made to such agency. In the event of a failure of revenue, the Director of the Office of Management and Enterprise Services shall control the allotment to prevent obligations being incurred in excess of the revenue to be collected. However, within each state fund where a revenue failure occurs, the Director of the Office of Management and Enterprise Services shall make all reductions apply to each state agency or special appropriation made by the State Legislature, in the ratio that its total appropriation for that fiscal year bears to the total of all appropriations for that fiscal year, as provided in Section 23 of Article X of the Oklahoma Constitution."

This directs OMES to allocate all of the money appropriated to state agencies, unless revenue collections are less than the amount appropriated. When this occurs, OMES is required by this statute to reduce the allocations to agencies to no more than the amount of revenue collected. Further, the reduction in allocations is to be effected upon all agencies receiving money from the fund in which the failure occurs. Each agency receives a proportional share of the reduction based on their share of appropriations compared to the total appropriations from the fund.

## Executive and Legislative Appropriations Process

### Executive Budget

The Governor sets the tone for state budget recommendations with the submission of the Executive Budget on the first Monday in February of each regular legislative session. Section 34.37 of Title 62 requires the Governor to submit a balanced budget with detailed revenue and expenditure proposals to the presiding officer of each house. The Director of the Office of Management & Enterprise Services is required to prepare the document after reviewing state agency budgets, requests and developing recommendations. The proposals outlined in the Governor's Executive Budget Book serve as the Governor's fiscal and policy priorities for the year.

### Legislative Process

The Legislature reviews the Executive Budget and works with the Governor throughout each session to enact a balanced budget. Establishing the state budget is the responsibility of the appropriations committees of the Senate and the House of Representatives. The committees of each house work through appropriation

subcommittees which are categorized by specific budget areas such as general government, education, health, and safety and security. Subcommittees review agency budgets, requests for additional funding and the Governor's recommendations.

The General Appropriations (GA) Bill is a method to provide a base level of funding. This provision is a safeguard to ensure state government programs and services do not shut down in the event the Legislature and the Governor are unable to agree on a budget. Historically, general appropriation bills are passed in March or April of the regular legislative session.

Section 34.86 of Title 62, passed during the 2003 session, requires the Legislature to present an appropriation bill to fully fund common education to the Governor at least 25 days prior to April 10 (subsection E of Section 6-101 of Title 70) but not later than April 1. Adjustments to increase or decrease the amount may still be made by the Legislature.

Appropriation decisions for agencies are typically not finalized until April or May when the General Conference Committee on Appropriations, or GCCA, is convened. The primary difference between an appropriation subcommittee of the House or Senate and the GCCA is that the GCCA is comprised of both House and Senate members. Before beginning the GCCA process, the House and Senate agree to allocate a certain amount of available funding to each GCCA subcommittee. Before a formal appropriations bill is presented to either legislative body, the two houses must work together in GCCA, negotiate spending priorities and produce a unified budget together.

Appropriations bills may be written for individual agencies or groups of agencies that are within the same subject area such as education. In addition to appropriating funds for the coming fiscal year, appropriation bills may also include agency spending limits, total personnel hiring limits, and the maximum salaries of directors.

If the bill is approved by a majority of both houses, the appropriation bill is sent to the Governor. All legislation, including appropriation bills, become effective 90 days after the end of the legislative session or later if a later effective date is specified. Legislation may become effective earlier if passed with an emergency clause. For an emergency clause to be enacted, two-thirds of each body must approve the emergency clause through a separate vote on the bill.

## **Governor's Action**

The *Oklahoma Constitution*, Section 11 of Article 6, provides the Governor five working days, excluding Sundays, to enact or veto all or part of an appropriations bill while the Legislature is in regular session. If the Governor does not sign or veto a bill within five days, the bill automatically becomes law. The Governor has 15 working days to sign or veto a bill after the regular session has adjourned. Any bill presented to the Governor within five days of the end of the regular legislative session must be acted upon within the 15 days also. In contrast to actions taken during session, if the Governor does not sign or veto a bill within the 15 working days after session, the bill fails to become law. This is referred to as a pocket veto.

In addition to these powers, Section 12 of Article 6 of the *Oklahoma Constitution* gives the Governor the authority to disapprove an entire appropriations bill or any item or single appropriation within the bill. This line-item veto power is one manner by which the Governor exercises control of state budget appropriations.

Vetoes may be overridden by two-thirds majority of each house for bills with no emergency clause and by three-fourths majority of each house for bills with an emergency clause.

## Funds Subject to Appropriation

The State Board of Equalization, in accordance with Section 23, Article X of the *Oklahoma Constitution*, annually certifies the following funds as available for appropriation. Each of these funds is identified in the accounting structure with a three-digit code. The first two digits uniquely identify the fund. The last digit represents the year the funds were collected (e.g. "196" would be the General Revenue Fund collected in FY-2016).

### **General Revenue Fund (Fund 19X):**

Income to this fund is from state taxes, fees, regulatory functions, and income on money and property. Approximately one-half of all state revenue is deposited to this fund. Funds are appropriated for the operation of state government and other purposes specified by the Legislature. (Article 10, Section 2)

**Council on Law Enforcement Education and Training (CLEET) Fund (Fund 58X):** Income is derived from a penalty assessment fee. Any person penalized for violating Oklahoma law pays a penalty assessment. Income is dedicated to peace officer training. (Title 20, Section 1313.2; effective November 1, 1988)

**Commissioners of the Land Office Fund (Fund 51X):** This fund was created to receive revenue collected from surface leasing of lands managed by the Commissioners of the Land Office and 6 percent of the revenue generated from the Common School Fund, the Education Institutions Fund, the University of Oklahoma Fund, the University Preparatory School Fund, the Oklahoma State University Fund, the Public Building Fund, and the Greer 33 Fund. Funds are used for administrative costs of the Commissioners of the Land Office. Funds not used for administrative costs of the Commissioners of the Land Office are allocated to public schools. (Title 64, Section 1009; effective July 1, 1992)

**Mineral Leasing Fund (Fund 55X):** Income to this fund is from a share of lease sales and royalty payments on oil and gas production on federal lands within the state. Funds are used for the financial support of public schools. (Title 62, Section 34.48; effective 1920)

**Special Occupational Health and Safety Fund (Fund 54X):** Each insurance carrier writing Workers' Compensation Insurance in this state, the State Insurance Fund, and each self-insured employer authorized to make workers compensation payments directly to employees pays a sum equal to three-fourths of 1 percent of the total workers compensation losses, excluding medical payments and temporary total disability compensation. Funds are used exclusively for the operation and administration of the Occupational Health and Safety Standards Act of 1970 and other necessary expenses of the Department of Labor. (Title 40, Section 417.1; effective July 1, 1986)

**Public Building Fund (Fund 11X):** Income to the fund is from portions of leases, sales, rentals and royalties of lands set aside for public building purposes by the state's Enabling Act (Section 33) and lands granted in lieu thereof, under the management of the Commissioners of the Land Office. Funds are appropriated for major maintenance and capital improvements of public facilities. (Title 64, Section 1079; effective 1910)

**Oklahoma Education Lottery Trust Fund (Fund 38X):** In November of 2004, voters passed State Question 706 which established this fund as one available for appropriation by the Legislature for the purposes of common education, higher education, and career technology education. Revenue deposited in the fund comes from net proceeds generated by the Oklahoma Lottery. (Title 3A, Section 713)

## Agency Budgets

The state's budget cycle can be divided into three areas:

- Agency Budget Work Programs
- Agency Strategic Plans
- Agency Budget Requests

The state's budget is prepared on a cash basis utilizing encumbrance accounting. Encumbrances represent executed but unperformed purchase orders. In the State's Comprehensive Annual Financial Report (CAFR) encumbrances are recorded as: (1) expenditures for budgetary purposes if expected to be presented for payment by November 15, following the end of the fiscal year and, (2) reservations of fund balance for GAAP purposes.

## **Budget Work Programs**

Oklahoma statutes provide the legal framework under which state agencies budget and expend funds in a responsible manner. Section 34.42 of Title 62 requires every agency to submit a balanced budget on the first day in June or soon thereafter. Funds must be budgeted by program category and must conform to program categories and expenditure limits placed in law.

Appropriation bills set maximum limits on the amount of state appropriated funds, revolving funds and federal funds that each program may budget and spend for the fiscal year. Maximum limits for personnel or full-time-equivalent (FTE) personnel, lease-purchase expenditures and director salaries may also be defined in statute. Budget work programs must work within these parameters to provide a plan on how the agency will utilize all state, revolving and federal funds for the fiscal year.

Work programs are reviewed by the Budget Division of the Office of Management & Enterprise Services and the approved work program serves as a basis for the subsequent allotment of funds. Certified funds such as the General Revenue Fund are allotted to agencies on a monthly basis and cash appropriations are appropriated in a lump sum. Budget Work Programs can be revised at any time during the fiscal year if justified. Revisions can be incorporated within various expenditure, full-time-equivalent employee, and transfer limits.

Agencies are allowed under law (Section 34.52 of Title 62) to request to transfer up to 25% of funds between line-items of appropriation, allotment or budget category within the same agency. The Joint Legislative Committee on Budget and Program Oversight and the Director of the Office of Management & Enterprise Services can further approve transfers between line-items up to 40%. All transfers are subject to review by the Joint Legislative Committee on Budget and Program Oversight to determine if the transfer meets legislative intent or subverts the intention and objectives of the Legislature.

Executive and legislative staff review agency budgets and expenditures throughout the year to ensure each agency is meeting program goals and stated legal expenditure limits.

## **Strategic Planning**

Across the nation, states are in the process of implementing measures to improve efficiency and accountability in state government. Oklahoma is no different. Over the past several years, the Executive and Legislative branch have implemented measures designed to focus on meaningful performance data which can then be used to make better budgeting decisions.

Passed in 1999, the Oklahoma Program Performance Budgeting and Accountability Act required agencies to submit strategic plans defining their mission, vision, goals and performance measures. At the same time, state agency budget request forms were modified to incorporate program information and performance measures for every program category within an agency. Section 45.3 of Title 62 requires every agency to submit five year strategic plans on October 1 of every even numbered year.

Strategic planning helps focus agency leadership and staff on short-term and long-term goals and how to achieve those goals. Outcome measures required in strategic plans and agency budget requests focus agency leadership and staff on monitoring and improving performance. This information is a valuable tool for policymakers. This performance information is also used in routine and special performance evaluations and policy analysis conducted by agencies, the Office of Management & Enterprise Services, legislative staff, the Auditor and

Inspector and outside consultants. Evaluating government programs and services using meaningful data allows elected officials to make better, more informed budgeting decisions.

## **Budget Request**

Section 34.36 of Title 62 requires agencies to submit a "Budget Request" on October 1, of every year. The budget request serves as the financial plan to the agency's strategic plan. This document outlines program funding and performance information and includes a detailed listing of additional state funding requested by each agency.

The Budget Division has been working with select agencies over the past four years to refine and improve funding and performance measure information submitted in the Budget Request and Strategic Plan. There is particular emphasis on unit costs and program performance. Copies of each agency's budget request and strategic plan is submitted to the Office of Management & Enterprise Services, House and Senate staff and members of the Legislative Oversight Committee on State Budget and Performance.

This committee, established in Section 34.96 of Title 62, is required to review each agency's programs, funding and performance once every four years. Members are directed to utilize zero-base budgeting and performance base budgeting techniques.

## **Financial Tools**

### **Comprehensive Annual Financial Report (CAFR)**

The CAFR is the primary means of reporting the financial activities for all state agencies. Prepared by the Division of Central Accounting and Reporting and in conformance with Governmental Accounting Standards Board (GASB) statements 34 and 35, this model provides a better picture of the state's financial status as a single, unified entity. Financial statements contained in the CAFR include a statement of net assets and liabilities, statement of activities outlining major state expenditures, statement of Revenues, Expenditures and Changes in Fund Balances. The CAFR is a valuable tool to use when reviewing and analyzing overall state budget revenue and expenditure trends.

### **Single Audit**

The Single Audit is prepared by the Auditor & Inspector's Office to meet the requirements of the Single Audit Act. The federal funds expended by all State agencies (excluding higher education and civil emergency management) are included within the scope of the Single Audit. This report provides information on the type of federal funds available for state agencies such as block grants, entitlement programs, matching grants and reports federal fund expenditures for each agency. This report, required by the federal government, ensures state agencies are properly expending and accounting for federal funds.

### **Performance Audits**

Since FY-2002, the Office of the State Auditor and Inspector has been conducting performance audits, authorized by 74 O.S. Supp 2001, 213.2. A performance audit includes economy, efficiency, and program audits. Economy and efficiency audits determine whether the entity is utilizing its resources economically and efficiently. Auditors also determine the causes of inefficiencies or uneconomical practices. A program audit determines if a program is achieving the desired results or benefits established by the Legislature, or other authorizing body. Program audits also ascertain the effectiveness of organizations, programs, activities or functions.

In practice, performance audits determine if an agency is focusing resources on activities that maximize productivity or outcomes. In addition to identifying efficiencies, performance audits can also identify areas worthy of additional state investment. This is another important tool for policymakers to utilize when reviewing the efficiency and effectiveness of agency programs and expenditures.

## Financial System

Daily, monthly and annual reports generated from the Office of Management & Enterprise Services financial systems provide quality agency budgeting and expenditure reports which allow policymakers to track funds by program and object code. Other essential financial reports include budget to actual reports, cash balance, and receipts and disbursements for funds.

The Budget Request and Strategic Plan documents give policymakers the opportunity to review an agency's mission, goals and performance to ensure resources are allocated to specified statutory duties and responsibilities. Not only do these financial tools ensure agencies are spending money appropriately, but wisely. All of the financial tools mentioned can provide policymakers the opportunity to make informed fiscal policy recommendations based on quality financial and performance information.

## Capital Budget

### The Capital Budget Process

The State of Oklahoma's Capital Improvement Plan (CIP) and the Long-Range Capital Planning Commission were established in 1992. This provided the infrastructure for state and local governments to perform comprehensive capital plans. Capital projects are defined as one-time projects costing at least \$25 thousand with a useful life of at least five years.

The CIP development process begins early in the calendar year. July 1 is the official deadline for agencies, boards, commissions, trusts, colleges and universities to input their Capital Budget Requests into a web-based system hosted by the Office of Management & Enterprise Services. Once received, the Commission separates requests into two broad categories: self-funded and appropriation-funded. Generally, the Commission accepts an applicant's ranking of self-funded projects without further review.

Projects requiring an appropriation are evaluated according to a ranking process to permit the equitable allocation of limited state resources. The ranking system uses the following criteria:

- legal obligations;
- fiscal impact;
- urgency of maintenance needs;
- departmental priority;
- economic impact;
- impact on service to the public; and
- completion of prior phases.

For more information on the Capital Budget process please contact Jim Joseph with the State Bond Advisor's Office, 602-3100.




# Oklahoma Revenues and Expenditures

## Major Tax Sources

The single largest source of revenue collected by the state comes from taxes paid by Oklahoma citizens, businesses and others doing business in the state. Tax revenue accounted for approximately 50% of total state revenue collections in FY-2015. Most of the state's appropriated revenue is from general taxes. For FY-2015, tax revenue comprised approximately 91% of total appropriated revenue.

Taxes such as income tax are compulsory payments and cannot legally be avoided. This is in contrast to fees, like fishing licenses, which are discretionary and voluntary to the extent one decides to utilize a state service.

The six major tax categories for FY-2017 (estimated to provide approximately 89% of total appropriated state tax revenues) are shown below:



## Income Taxes

Oklahoma's income tax laws date back to 1915 when an income tax was imposed on the net income of individuals residing in Oklahoma and upon the Oklahoma portion of nonresidents' income. The income tax was extended to corporations and banks in 1931.

The importance of the income tax to state revenues increased when voters approved the 1933 constitutional amendment prohibiting state taxation of property. While there have been numerous changes to the income tax law since its inception, today it is the single most important source of state revenue and represents more than 40% of all state tax revenue collected for the General Revenue Fund.

- **Individual Income Tax:** The Oklahoma individual income tax calculation employed rates from 0.5 percent to 5.50 percent through calendar-year 2011. Effective January 1, 2012 the top rate was reduced to 5.25 percent; and, based on a finding of the State Board of Equalization in December of 2014, have been

further reduced to 5.00 percent beginning January 1, 2016. Federal income taxes paid are not deductible from net income.

In 2006, the Legislature passed and the Governor approved the largest tax cut package in history. House Bill 1172 lowered the individual income tax rate and increased the standard deduction over several years. Based on the amount of growth revenue for the coming fiscal year as required by this legislation, the State Board of Equalization determined on February 22, 2011 that conditions had been met to lower the top income tax rate to 5.25% beginning on January 1, 2012. House Bill 2032, passed in the 2013 legislative session, would have lowered the top rate to 5.0% beginning January 1, 2015 and to 4.85% as of January 1, 2016 contingent upon a determination to be made by the State Board of Equalization pursuant to the enacted statute. This bill was declared unconstitutional by the Oklahoma Supreme Court in December of 2013 because it violated the one-subject rule. Senate Bill 1246 passed during the 2014 Legislative Session implemented a mechanism to reduce the top marginal individual income tax rate to 5.00 percent and further to 4.85 percent contingent upon specific findings required of the State Board of Equalization. On December 18, 2014 the board found that conditions had been met to authorize the first reduction to 5.00 percent for the tax year beginning January 1, 2016. The reduction to 4.85 percent will be based upon findings to be made in December of 2016 and February of 2017 for possible implementation for tax year 2018.

The increase in the standard deduction has been a gradual increase. By tax year 2011, the standard deduction became equal to the federal standard deduction. The table below shows the individual income tax rates and corresponding standard deduction increase since 2006.

*Standard Deduction*

	Tax Rate	Married Filing Jointly	Head of Household	Single
2007	5.65%	5,500	4,125	2,750
2008	5.50%	6,500	4,875	3,250
2009	5.50%	8,500	6,375	4,250
2010	5.50%	11,400	8,350	5,700
2011	5.50%	Match Federal Deduction		
2012-15	5.25%*	Match Federal Deduction		
2016	5.00%*	Match Federal Deduction		

\*Based on the amount of growth revenue determined by the Board of Equalization.

In addition, the apportionment of individual income tax receipts was changed by the 2006 Legislature. The following table shows those changes through FY-2011. There have been no subsequent effective changes.

**Individual Income Tax Apportionments  
FY-2007 to FY-2011**

	<u>FY-2007</u>	<u>FY-2008</u>	<u>FY-2009</u>	<u>FY-2010</u>	<u>FY-2011</u>
<b>General Revenue</b>	86.16%	85.66%	85.66%	85.66%	85.66%
<b>1017 Fund</b>	8.34%	8.34%	8.34%	8.34%	8.34%
<b>Teachers' Retirement Fund</b>	4.50%	5.00%	5.00%	5.00%	5.00%
<b>Ad Valorem Reimbursement Fund</b>	1.00%	1.00%	1.00%	1.00%	1.00%

**Corporate Income Tax:** Like current individual income tax rates, corporate income tax rates were progressive when implemented in 1931 and remained that way until 1935 when a flat, six percent rate was established. The rate was decreased to four percent in 1947. The rate has since been increased to its original and current level of six percent.

The corporate income tax rate is applied to all taxable income. Manufacturers' exemptions and some targeted credits and incentive payments frequently are used as economic development tools which reduce a company's income tax liability. The largest of these targeted incentive programs is the "Quality Jobs" program.

While revenue from the corporate income tax is important to the overall revenue picture, it provides less than 10% of total tax revenue for the General Revenue Fund. That is because corporations subject to the corporate income tax have become, over time, a smaller part of the overall economy. This is due, in part, to the fact that many businesses now organize as subchapter S corporations or limited liability organizations.

Under those classifications, all income immediately goes to the partners or shareholders, and as a result, the companies pay no corporate income tax. The partners or shareholders, however, are taxed on that income, as well as income from other sources, under the individual income tax, rather than under the corporate income tax. Additionally, some businesses may be subject to some other form of taxation, such as the bank privilege tax or the insurance premium tax. Legislation in 2004 changed the apportionment of corporate income tax revenue. The following table shows the change in apportionment through FY-2011. There have been no subsequent effective changes.

<b>Corporate Income Tax Apportionments</b>					
<b>FY-2007 to FY-2011</b>					
	<u>FY-2007</u>	<u>FY-2008</u>	<u>FY-2009</u>	<u>FY-2010</u>	<u>FY-2011</u>
<b>General Revenue</b>	78.00%	77.50%	77.50%	77.50%	77.50%
<b>1017 Fund</b>	16.50%	16.50%	16.50%	16.50%	16.50%
<b>Teachers' Retirement Fund</b>	4.50%	5.00%	5.00%	5.00%	5.00%
<b>Ad Valorem Reimbursement Fund</b>	1.00%	1.00%	1.00%	1.00%	1.00%

**State Sales and Use Taxes**

The State sales and use tax has varied considerably in both rate and purpose since its initial implementation in 1933 when a temporary one percent tax was dedicated to public schools. Two years later, the tax was renewed, but the revenue from the tax was apportioned to the General Revenue Fund. In 1939, the rate was increased to two percent with 97 percent of the revenue apportioned to the State Assistance Fund or welfare programs administered by what is now the Department of Human Services.

The revenue continued to be dedicated in this manner until the 1980s, when all collections were apportioned to the General Revenue Fund. Since then, the General Revenue Fund has been the primary source of state funds for the Department of Human Services.

When Oklahoma faced a state funding crisis brought on by the decline of the petroleum industry in the 1980s, the state sales tax was increased incrementally to four percent. In 1990, the "Education Reform Act", also known as House Bill 1017, was passed, increasing the sales and use taxes to the current 4.5 percent level.

The sales and use taxes are imposed on sales of tangible personal property and on the furnishing of some services, such as transportation, meals and lodging, as well as telecommunication services. Most services, however, are not subject to the sales and use taxes. Exemptions are also allowed when the product or service is subject to another tax, such as the motor fuels tax. Other specific exemptions are made for governmental and nonprofit entities, agriculture and to certain areas targeted to encourage economic development. The value of some of the larger exemptions from the sales and use tax include an exemption on sales to manufacturers equal to \$1.8 billion in sales tax revenue and sales for resale which total nearly \$4 billion in sales and use tax revenue. During the 2005 legislative session, the apportionment for sales and use tax revenue changed. Now, for each fiscal year the apportionment for use tax is the same as the apportionment for sales tax. The table below shows the change in apportionment through FY-2011. There have been no subsequent changes.

**Sales Tax and Use Tax Apportionment  
FY-2007 to FY-2011**

	<u>FY-2007</u>	<u>FY-2008</u>	<u>FY-2009</u>	<u>FY-2010</u>	<u>FY-2011</u>
<b>General Revenue</b>	85.04%	83.61%	83.61%	83.61%	83.61%
<b>1017 Fund</b>	10.46%	10.46%	10.46%	10.46%	10.46%
<b>Teachers' Retirement Fund</b>	4.50%	5.00%	5.00%	5.00%	5.00%

0.06% to the OK Historical Society Capital Improvement & Operations Revolving Fund  
 Remaining 0.87% to:  
 36%-OK Tourism Promotion Revolving Fund  
 64%-OK Tourism Capital Improvement Revolving Fund  
 Amounts to these three funds were capped at FY-2015 revenue levels in the 2015 Legislative session.

**Motor Vehicle Taxes**

Motor vehicle taxes and fees have a long history in Oklahoma. Oklahoma City was the birthplace of the parking meter in 1913 and it was here that "horseless carriages" were tagged before it was required by the State.

Oklahoma's modern day motor vehicle taxes are comprised of a broad category of taxes and fees imposed on the purchase and use of motor vehicles, including an excise tax levied on the purchase of cars, trucks, buses, boats and motors, as well as annual registration fees.

Motor vehicle registration fees, commonly called tag fees, are paid annually in lieu of ad valorem or personal property taxes. Voter's passage of State Question 691 in 2000 tied the cost of registration fees to the age of the vehicle:

Years 1 – 4:	\$91 annually
Years 5 – 8:	\$81 annually
Years 9 – 12:	\$61 annually
Years 13 – 16:	\$41 annually
Years 17 and beyond:	\$21 annually

The question also changed the calculation of the motor vehicle excise tax, which is paid in lieu of state and local sales taxes. Previously, the tax was assessed at 3.25 percent of the factory delivered price and depreciated at a rate of 35 percent annually. The state question's approval left the rate the same, but assessed it against the actual sales price of the vehicle, which is usually lower than the factory delivered price of a new vehicle.

Motor vehicle taxes are collected by independent businesses operating as motor license agents or tag agents. The only exception to this is the taxes and fees imposed on trucks and trailers used in interstate commerce, which are collected by the Oklahoma Tax Commission. HB 2249, passed in the 2012 legislative session and effective January 1, 2013, reapportioned Motor Vehicle taxes previously flowing into the General Revenue Fund to increase funding for the County Improvements for Roads and Bridges Fund. The following chart shows this change in apportionment of motor vehicle taxes and fees.

### Motor Vehicle Tax Apportionment

	<u>FY-2012</u>	<u>FY-2013</u>	<u>FY-2014</u>	<u>FY-2015</u>
General Revenue Fund	29.84%	29.34%	26.84%	24.84%
State Transportation Fund	0.31%	0.31%	0.31%	0.31%
Counties	29.28%	*29.78%	*32.28%	*34.28%
Cities and Towns	3.10%	3.10%	3.10%	3.10%
School Districts	36.20%	36.20%	36.20%	36.20%
Law Enforcement Retirement	1.24%	1.24%	1.24%	1.24%
Wildlife Conservation	0.03%	0.03%	0.03%	0.03%

\*This change increases the apportionment to the County improvements for Roads and Bridges Fund, which is a part of the apportionment to counties. STF, county/city funds & CIRB were capped at FY-2015 revenue amounts in the 2015 Legislative session.

### Motor Fuel Taxes

In 1910, local roadways were maintained by requiring able bodied males to provide four days of labor per year – less if they brought their own horse. By 1916, a two mill tax was levied in townships to supplement the work requirement but both were completely abolished by 1933.

The first gasoline tax become effective in 1923 and was used for the construction and maintenance of roads and bridges. Prior to that time, local governments were responsible for roads and bridges which were supported through ad valorem taxes at the local level.

Motor fuel taxes in Oklahoma are a form of selective sales tax and include the gasoline tax and diesel excise tax, the motor fuel importer use tax and the special fuel use tax. The taxes are levied on the quantity or volume of fuel sold, rather than the price. The state gasoline tax is 16 cents per gallon, plus a 1 cent per gallon special assessment. The state tax on diesel fuel is 13 cents per gallon, plus a 1 cent per gallon assessment.

There are some major exemptions to the payment of motor fuel taxes. All government entities are exempt and the tax paid on diesel fuel used off-road and for agricultural purposes may be refunded upon application to the Oklahoma Tax Commission.

Fuel used by all recognized Indian tribes for tribal governmental purposes may be exempt. Tribes may request a refund for taxes paid on motor fuel used for tribal purposes, or in the alternative, they may enter into a compact with the State to receive a portion of the motor fuels tax collections. If they compact with the State, the tribes must agree not to challenge the constitutionality of the motor fuel tax code. The law permitting the sharing of motor fuels revenue went into effect in 1996.

Motor fuels tax revenue supports road and bridge building, plus maintenance, for both state and local governments. A one cent per gallon special assessment provides for environmental cleanup of leaking petroleum storage tanks. Almost one-third of the total motor fuel revenue is apportioned for local uses with the remainder used for state purposes. According to state statute, motor fuel taxes, like sales taxes, are assessed on the consumer when they purchase fuel. This tax incidence was defined by statute during the 1996 legislative session as the result of a court ruling that required whoever actually paid the tax be specified in the statutes. Yet while the statutes identify the consumer as paying the tax, it is technically collected and remitted at the terminal rack or refinery level. The following chart shows the apportionment of gasoline and diesel taxes, after mandated apportionments to the Public Transit Revolving Fund, the Oklahoma Tourism and Passenger Rail Revolving Fund and a specified apportionment “off the top” each month to the State Transportation Fund and to contracted tribes:

<b>Motor Fuels Tax Apportionment</b>		
	<u>Gasoline</u>	<u>Diesel</u>
	<u>Tax</u>	<u>Tax</u>
High Priority State Bridge Fund	1.625%	1.39%
State Transportation Fund	63.75%	64.34%
Counties for Highways	30.125%	30.43%
Cities and Towns	1.875%	-
County Bridge & Road Improvement Fund	2.297%	3.36%
Statewide Circuit Engineering Districts Fund	0.328%	0.48%

### Gross Production Taxes

Gross production or severance taxes are imposed on the removal of natural products, such as natural gas and oil, from land or water and are determined by the value and quantity of the products removed. Gross production taxes placed on the extraction of oil and gas were separated from the ad valorem property tax in 1910. For the first 20 years of statehood, oil and gas gross production and the ad valorem property tax were the major sources of state revenue.

While the ad valorem property tax became strictly a local tax in the 1930s, the oil and gas gross production taxes have continued to be an important source of revenue for state government, schools and road building and maintenance.

Prior to July 1, 2013, oil and natural gas production was subject to a three-tiered tax rate structure that specified a certain tax rate based on the current price of oil or natural gas. For natural gas, if the price per thousand cubic feet (MCF) was equal to or greater than \$2.10, the tax rate was 7%. If the price was less than \$2.10 and equal to or greater than \$1.75 per MCF, then the rate was 4% and any price lower than \$1.75 resulted in a tax rate of 1%. For oil, for prices greater than \$17 per barrel the tax rate was 7%. If the price was between \$17 and \$14 per barrel, the tax rate was 4%, and a price below \$14 per barrel yielded a 1% tax rate. Tables below show apportionment for the revenue from gross production tax on oil and natural gas under this structure. These tables show the apportionment of gross production taxes at the 7% collection rate. At the 4% collection rate, all percentages to state funds are reduced and percentages to cities and counties are increased in an effort to maintain funding to cities and counties. At the 1% collections rate, all collections are divided equally between cities and counties.

During the 2006 Legislative Session, The Rural Economic Access Plan (REAP Fund) apportionment from the Gross Production tax on oil was divided between three new funds. Each of the three funds receives 33.33% of the 4.28% apportioned to the REAP Fund. A cap of \$150 million applies to six of the funds receiving Gross Production oil revenue (identified by an asterisk in the apportionment chart that follows). Oil revenue collected above the \$150 million cap that would have been apportioned to those funds is deposited into the General Revenue Fund after the cap is reached.

Under new legislation passed in the 2014 Legislative Session all new wells spudded beginning July 1, 2015 will be taxed at a 2% rate for 36 months and be subject to the 7% rate thereafter. Collections received at the 2% rate will

be apportioned 50% to the General Revenue Fund, 25% to counties for the County Highway Fund and 25% to counties for individual school districts. Most other special rates and incentives will be phased out over time.

**Gross Production Tax – Oil Apportionment**

*Common Education Technology Fund	25.72%
*OK Student Aid Revolving Fund	25.72%
*Higher Education Capital Fund	25.72%
County Highways	7.14%
School Districts	7.14%
County Roads and Bridges	3.745%
Statewide Circuit Engineering Dist. Fund	0.535%
REAP Fund	4.28%
*Tourism Capital Expenditure Fund	33.33%
*Conservation Commission Fund	33.33%
*Community Water Revolving Fund	33.33%
* Indicates capped funds	

**Gross Production Tax – Natural Gas  
Apportionment**

General Revenue Fund	85.72%
County Highways	7.14%
School Districts	7.14%



**Constitutional Reserve "Rainy Day" Fund (CRF) History**

Description	FY-95	FY-96	FY-97	FY-98	FY-99
Beginning RDF Balance	45,574,052	45,574,052	114,300,821	308,906,533	297,360,609
Adjustments to the Balance	0	12,909	388,745	0	1,119,324
Appropriations	0	(22,688,345)	(52,825,496)	(154,444,000)	(148,621,410)
End of FY Deposit	0	91,402,205	247,042,463	142,898,076	0
Ending Balance	45,574,052	114,300,821	308,906,533	297,360,609	149,858,523

Description	FY-00	FY-01	FY-02	FY-03	FY-04
Beginning RDF Balance	149,858,523	157,542,574	340,685,730	72,398,995	136,333
Adjustments to the Balance	28,700	9,826	299,087	0	0
Appropriations	(74,929,261)	(78,771,287)	(268,585,822)	(72,262,663)	0
End of FY Deposit	82,584,612	261,904,617	0	0	217,364,966
Ending Balance	157,542,574	340,685,730	72,398,995	136,333	217,501,299

Description	FY-05	FY-06	FY-07	FY-08	FY-09
Beginning RDF Balance	217,501,299	461,316,574	495,690,168	571,598,627	596,573,270
Adjustments to the Balance	0	268,565	0	0	0
Appropriations	0	0	0	0	0
End of FY Deposit	243,815,275	34,105,029	75,908,459	24,974,643	0
Ending Balance	461,316,574	495,690,168	571,598,627	596,573,270	596,573,270

Description	FY-10	FY-11	FY-12	FY-13	FY-14
Beginning RDF Balance	596,573,270	249,143,318	249,203,157	577,460,132	535,185,888
Adjustments to the Balance	0	0	0	0	0
Appropriations	(347,429,952)	(249,143,316)	0	(45,000,000)	0
End of FY Deposit	0	249,203,155	328,256,975	2,725,756	0
Ending Balance	249,143,318	249,203,157	577,460,132	535,185,888	535,185,888

Description	FY-15	FY-16	FY-17	FY-18	FY-19
Beginning RDF Balance	535,185,888	385,185,888			
Adjustments to the Balance	0	0			
Appropriations	(150,000,000)	<i>Undetermined</i>			
End of FY Deposit	0	<i>Undetermined</i>			
Ending Balance	385,185,888	<i>Undertermined</i>			

Agency/Cabinet Name	FY-2014 Appropriation	Percent Change	Percent of Total	FY-2015 Appropriation	Percent Change	Percent of Total	FY-2016 Appropriation	Percent Change	Percent of Total
<b>SUMMARY BY CABINET</b>									
<b>Total</b>	<b>\$7,102,277,326</b>	<b>2.22%</b>	<b>100.00%</b>	<b>\$7,197,855,362</b>	<b>1.3%</b>	<b>100.00%</b>	<b>\$7,023,969,081</b>	<b>-2.4%</b>	<b>100.00%</b>
<b>GOV. AND LT. GOV.</b>									
Governor	2,172,900	0.00%	0.03%	2,105,143	-3.12%	0.03%	1,893,944	-10.03%	0.03%
Lieutenant Governor	506,591	0.00%	0.01%	478,145	-5.62%	0.01%	430,175	-10.03%	0.01%
<b>AGRICULTURE</b>									
Agriculture	25,910,247	-6.16%	0.36%	25,842,914	-0.26%	0.36%	23,993,214	-7.16%	0.34%
Conservation Commission	10,461,684	3.98%	0.15%	10,366,565	-0.91%	0.14%	9,659,363	-6.82%	0.14%
Horse Racing Commission	2,072,167	0.00%	0.03%	1,973,779	-4.75%	0.03%	1,914,566	-3.00%	0.03%
<b>TOTAL AGRICULTURE</b>	<b>38,444,098</b>	<b>-3.27%</b>	<b>0.54%</b>	<b>38,183,258</b>	<b>-0.68%</b>	<b>0.53%</b>	<b>35,567,143</b>	<b>-6.85%</b>	<b>0.51%</b>
<b>COMMERCE</b>									
Commerce, Dept. of (b)	32,573,212	10.14%	0.46%	28,234,481	-13.32%	0.39%	23,092,335	-18.21%	0.33%
REAP - local gov'ts thru commerce	11,532,469	0.00%	0.16%	10,884,894	-5.62%	0.15%	10,558,347	-3.00%	0.15%
Labor Department	3,311,160	0.00%	0.05%	3,129,046	-5.50%	0.04%	4,185,013	33.75%	0.06%
<b>TOTAL COMMERCE</b>	<b>47,416,841</b>	<b>6.75%</b>	<b>0.67%</b>	<b>42,248,421</b>	<b>-10.90%</b>	<b>0.59%</b>	<b>37,835,695</b>	<b>-10.44%</b>	<b>0.54%</b>

Agency/Cabinet Name	FY-2014 Appropriation	Percent Change	Percent of Total	FY-2015 Appropriation	Percent Change	Percent of Total	FY-2016 Appropriation	Percent Change	Percent of Total
<b>EDUCATION &amp; WORKFORCE DEVELOPMENT</b>									
Career. & Technology Education (e)	138,142,618	2.22%	1.95%	138,727,945	0.42%	1.93%	130,024,151	-6.27%	1.85%
Education, Dept. of (c)	2,407,604,082	3.17%	33.90%	2,484,873,132	3.21%	34.52%	2,438,093,833	-1.88%	34.71%
Educational TV Authority	3,822,328	0.00%	0.05%	3,607,696	-5.62%	0.05%	3,289,497	-8.82%	0.05%
Educational Quality & Accountability	661,271		0.01%	1,928,916		0.03%	1,792,496	-7.07%	0.03%
Higher Educ., Regents for (d)	988,549,007	3.48%	13.92%	987,523,284	-0.10%	13.72%	939,326,700	-4.88%	13.37%
OSU Medical Authority	13,000,000	N/A	0.18%	12,270,020	-5.62%	0.17%	11,158,050	-9.06%	0.16%
Phys. Manpower Trng. Comm.	4,379,254	0.00%	0.06%	4,133,837	-5.60%	0.06%	3,821,331	-7.56%	0.05%
Private Vo-Tech Schools Board									
School of Science & Math	6,332,274	0.00%	0.09%	6,324,553	-0.12%	0.09%	6,574,553	3.95%	0.09%
Teacher Preparation Comm.	1,526,179	0.00%	0.02%		-100.00%	0.00%		#DIV/0!	0.00%
<b>TOTAL EDUCATION &amp; WORKFORCE DEV</b>	<b>3,564,017,013</b>	<b>3.36%</b>	<b>50.18%</b>	<b>3,639,389,382</b>	<b>2.11%</b>	<b>50.56%</b>	<b>3,534,080,610</b>	<b>-2.89%</b>	<b>50.31%</b>
<b>ENERGY &amp; ENVIRONMENT</b>									
Corporation Commission (f)	11,324,427	0.00%	0.16%	10,775,325	-4.85%	0.15%	10,182,682	-5.50%	0.14%
Environmental Quality, Dept. of	9,057,973	19.85%	0.13%	7,133,575	-21.25%	0.10%	6,776,896	-5.00%	0.10%
Mines, Department of	879,139	12.83%	0.01%	878,067	-0.12%	0.01%	851,725	-3.00%	0.01%
Water Resources Board	9,999,671	42.86%	0.14%	6,606,623	-33.93%	0.09%	6,055,961	-8.34%	0.09%
<b>TOTAL ENERGY &amp; ENVIRONMENT</b>	<b>31,261,210</b>	<b>17.25%</b>	<b>0.44%</b>	<b>25,393,590</b>	<b>-18.77%</b>	<b>0.35%</b>	<b>23,867,264</b>	<b>-6.01%</b>	<b>0.34%</b>
<b>FINANCE, ADMIN &amp; INFO TECH</b>									
Auditor & Inspector (g)	4,706,986	0.00%	0.07%	4,442,678	-5.62%	0.06%	4,011,966	-9.69%	0.06%
Bond Advisor, State	143,112	0.00%	0.00%	135,075	-5.62%	0.00%	121,524	-10.03%	0.00%
Consumer Credit, Dept. of	31,730	0.00%	0.00%	0	-100.00%	0.00%	0	#DIV/0!	0.00%
Insurance Department (a)	1,871,937	0.00%	0.03%	1,768,980	-5.50%	0.02%	1,612,956	-8.82%	0.02%
Land Office, Commissioners of the	15,062,250	-5.86%	0.21%	8,538,600	-43.31%	0.12%	8,538,600	0.00%	0.12%
Management and Enterprise Services, Office of	45,132,347	12.46%	0.64%	42,785,331	-5.20%	0.59%	39,196,329	-8.39%	0.56%
Central Services, Dept. of	0	#DIV/0!	0.00%	0	#DIV/0!	0.00%	0	#DIV/0!	0.00%
Personnel Management	0	#DIV/0!	0.00%	0	#DIV/0!	0.00%	0	#DIV/0!	0.00%
Merit Protection Commission	490,967	0.00%	0.01%	463,398	-5.62%	0.01%	416,908	-10.03%	0.01%
Tax Commission	46,915,944	0.00%	0.66%	44,281,506	-5.62%	0.62%	42,154,000	-4.80%	0.60%
Treasurer	3,553,873	-5.07%	0.05%	3,354,437	-5.61%	0.05%	3,093,964	-7.77%	0.04%
<b>TOTAL FINANCE, ADMIN &amp; INFO TECH</b>	<b>117,909,146</b>	<b>3.40%</b>	<b>1.66%</b>	<b>105,770,005</b>	<b>-10.30%</b>	<b>1.47%</b>	<b>99,146,246</b>	<b>-6.26%</b>	<b>1.41%</b>
<b>HEALTH &amp; HUMAN SERVICES</b>									
Children & Youth Commission	2,027,167	0.00%	0.03%	2,127,076	4.93%	0.03%	1,913,677	-10.03%	0.03%
Disability Concerns	317,607	0.00%	0.00%	299,773	-5.62%	0.00%	269,698	-10.03%	0.00%
Health Care Authority	953,701,274	3.44%	13.43%	905,365,450	-5.07%	12.58%	943,696,498	4.23%	13.44%
Health Department	62,983,682	1.94%	0.89%	60,632,476	-3.73%	0.84%	58,813,502	-3.00%	0.84%
Human Services Dept. (h)	630,958,664	7.50%	8.88%	674,869,684	6.96%	9.38%	660,198,122	-2.17%	9.40%
Indian Affairs	0	#DIV/0!	0.00%	0	#DIV/0!	0.00%	0	#DIV/0!	0.00%
J.D. McCarty Center	4,140,338	10.69%	0.06%	4,412,206	6.57%	0.06%	4,196,193	-4.90%	0.06%
Office of Juvenile Affairs	98,187,205	2.08%	1.38%	96,499,033	-1.72%	1.34%	96,029,062	-0.49%	1.37%
Mental Health Department	336,821,458	8.16%	4.74%	338,691,562	0.56%	4.71%	330,920,815	-2.29%	4.71%
Rehabilitation Svcs., Dept. of	30,949,232	1.64%	0.44%	30,544,807	-1.31%	0.42%	30,016,463	-1.73%	0.43%
University Hospitals Authority	44,530,391	6.98%	0.63%	42,069,019	-5.53%	0.58%	38,302,346	-8.95%	0.55%
<b>TOTAL HEALTH &amp; HUMAN SERVICES</b>	<b>2,164,617,018</b>	<b>5.26%</b>	<b>30.48%</b>	<b>2,155,511,087</b>	<b>-0.42%</b>	<b>29.95%</b>	<b>2,164,356,376</b>	<b>0.41%</b>	<b>30.81%</b>
<b>MILITARY</b>									
Military Department	11,747,997	9.30%	0.17%	11,856,826	0.93%	0.16%	10,951,278	-7.64%	0.16%
<b>TOTAL MILITARY</b>	<b>11,747,997</b>	<b>9.30%</b>	<b>0.17%</b>	<b>11,856,826</b>	<b>0.93%</b>	<b>0.16%</b>	<b>10,951,278</b>	<b>-7.64%</b>	<b>0.16%</b>

Agency/Cabinet Name	FY-2014 Appropriation	Percent Change	Percent of Total	FY-2015 Appropriation	Percent Change	Percent of Total	FY-2016 Appropriation	Percent Change	Percent of Total
<b>SAFETY &amp; SECURITY</b>									
A.B.L.E. Commission	3,140,334	0.00%	0.04%	3,051,222	-2.84%	0.04%	2,745,108	-10.03%	0.04%
Attorney General	15,228,141	0.00%	0.21%	14,579,934	-4.26%	0.20%	13,486,695	-7.50%	0.19%
Human Rights Commission	0	#DIV/0!	0.00%	0	#DIV/0!	0.00%	0	#DIV/0!	0.00%
Corrections Department	463,731,068	0.00%	6.53%	470,900,943	1.55%	6.54%	473,081,106	0.46%	6.74%
District Attorneys Council	39,687,258	16.09%	0.56%	39,139,475	-1.38%	0.54%	37,681,285	-3.73%	0.54%
Emergency Management	651,179	0.00%	0.01%	614,614	-5.62%	0.01%	552,952	-10.03%	0.01%
Fire Marshal	1,796,764	0.00%	0.03%	1,746,235	-2.81%	0.02%	1,577,044	-9.69%	0.02%
Indigent Defense System (i)	15,699,353	6.80%	0.22%	16,079,722	2.42%	0.22%	15,597,330	-3.00%	0.22%
Investigation, Bureau of	14,283,059	3.14%	0.20%	14,353,361	0.49%	0.20%	13,421,374	-6.49%	0.19%
Law Enf. Educ. & Training	3,757,560	2.04%	0.05%	3,554,021	-5.42%	0.05%	3,296,355	-7.25%	0.05%
Medicolegal Investigations Board	8,698,281	20.84%	0.12%	10,207,414	17.35%	0.14%	9,406,132	-7.85%	0.13%
Narc. & Dang. Drugs Control	3,616,418	0.00%	0.05%	3,762,276	4.03%	0.05%	3,498,917	-7.00%	0.05%
Pardon & Parole Board	2,292,454	3.38%	0.03%	2,466,681	7.60%	0.03%	2,392,681	-3.00%	0.03%
Public Safety Department	90,416,790	0.58%	1.27%	95,709,377	5.85%	1.33%	98,095,096	2.49%	1.40%
<b>TOTAL SAFETY &amp; SECURITY</b>	<b>662,998,659</b>	<b>1.39%</b>	<b>9.34%</b>	<b>676,165,274</b>	<b>1.99%</b>	<b>9.39%</b>	<b>674,832,075</b>	<b>-0.20%</b>	<b>9.61%</b>
<b>SCIENCE &amp; TECHNOLOGY</b>									
Center for Advan. of Science & Tech	17,811,449	0.00%	0.25%	16,811,295	-5.62%	0.23%	15,491,608	-7.85%	0.22%
Space Industry Development	394,589	0.00%	0.01%	372,432	-5.62%	0.01%	335,068	-10.03%	0.00%
<b>TOTAL SCIENCE &amp; TECHNOLOGY</b>	<b>18,206,038</b>	<b>0.00%</b>	<b>0.26%</b>	<b>17,183,727</b>	<b>-5.62%</b>	<b>0.24%</b>	<b>15,826,676</b>	<b>-7.90%</b>	<b>0.23%</b>
<b>SECRETARY OF STATE</b>									
Election Board	7,805,808	0.00%	0.11%	7,799,338	-0.08%	0.11%	7,411,147	-4.98%	0.11%
Ethics Commission, Okla.	738,129	25.50%	0.01%	737,229	-0.12%	0.01%	813,954	10.41%	0.01%
Libraries, Dept. of	5,898,633	0.00%	0.08%	5,567,411	-5.62%	0.08%	5,062,865	-9.06%	0.07%
Judicial Complaints, Council on	0	#DIV/0!	0.00%	0	#DIV/0!	0.00%	0	#DIV/0!	0.00%
<b>TOTAL SECRETARY OF STATE</b>	<b>14,442,570</b>	<b>1.05%</b>	<b>0.20%</b>	<b>14,103,978</b>	<b>-2.34%</b>	<b>0.20%</b>	<b>13,287,966</b>	<b>-5.79%</b>	<b>0.19%</b>
<b>TOURISM</b>									
Arts Council	4,010,087	0.00%	0.06%	3,784,911	-5.62%	0.05%	3,405,190	-10.03%	0.05%
J. M. Davis Memorial Commission	306,009	0.00%	0.00%	288,826	-5.62%	0.00%	266,153	-7.85%	0.00%
Historical Society	12,502,546	0.00%	0.18%	12,005,595	-3.97%	0.17%	11,230,674	-6.45%	0.16%
Scenic Rivers Commission	271,315	0.00%	0.00%	270,984	-0.12%	0.00%	262,854	-3.00%	0.00%
Tourism & Recreation (j)	21,803,003	0.00%	0.31%	20,654,161	-5.27%	0.29%	19,621,453	-5.00%	0.28%
Will Rogers Memorial Comm.	740,486	0.00%	0.01%	698,906	-5.62%	0.01%	644,042	-7.85%	0.01%
<b>TOTAL TOURISM</b>	<b>39,633,446</b>	<b>0.00%</b>	<b>0.56%</b>	<b>37,703,383</b>	<b>-4.87%</b>	<b>0.52%</b>	<b>35,430,367</b>	<b>-6.03%</b>	<b>0.50%</b>
<b>TRANSPORTATION</b>									
Transportation Department (k)	208,707,119	1.11%	2.94%	197,228,227	-5.50%	2.74%	184,901,463	-6.25%	2.63%
<b>TOTAL TRANSPORTATION</b>	<b>208,707,119</b>	<b>1.11%</b>	<b>2.94%</b>	<b>197,228,227</b>	<b>-5.50%</b>	<b>2.74%</b>	<b>184,901,463</b>	<b>-6.25%</b>	<b>2.63%</b>
<b>VETERANS AFFAIRS</b>									
Veterans Affairs Department	35,698,752	0.00%	0.50%	34,396,750	-3.65%	0.48%	34,039,135	-1.04%	0.48%
<b>TOTAL VETERANS AFFAIRS</b>	<b>35,698,752</b>	<b>0.00%</b>	<b>0.50%</b>	<b>34,396,750</b>	<b>-3.65%</b>	<b>0.48%</b>	<b>34,039,135</b>	<b>-1.04%</b>	<b>0.48%</b>
<b>MAINT OF STATE BLDGS REV FUND</b>	<b>30,000,000</b>			<b>15,000,000</b>			<b>0</b>	<b>N/A</b>	<b>N/A</b>
<b>TOTAL EXECUTIVE BRANCH</b>	<b>6,957,779,398</b>	<b>3.68%</b>	<b>97.97%</b>	<b>7,012,717,198</b>	<b>0.79%</b>	<b>97.43%</b>	<b>6,866,446,412</b>	<b>-2.09%</b>	<b>97.76%</b>

Agency/Cabinet Name	FY-2014 Appropriation	Percent Change	Percent of Total	FY-2015 Appropriation	Percent Change	Percent of Total	FY-2016 Appropriation	Percent Change	Percent of Total
<b>LEGISLATURE</b>									
House of Representatives	17,003,834	9.18%	0.24%	15,663,074	-7.89%	0.22%	16,163,182	3.19%	0.23%
Legislative Service Bureau	9,892,835	102.19%	0.14%	4,892,835	-50.54%	0.07%	4,746,050	-3.00%	0.07%
Senate	13,171,789	8.22%	0.19%	12,447,341	-5.50%	0.17%	12,073,921	-3.00%	0.17%
<b>TOTAL LEGISLATURE</b>	<b>40,068,458</b>	<b>22.76%</b>	<b>0.56%</b>	<b>33,003,250</b>	<b>-17.63%</b>	<b>0.46%</b>	<b>32,983,153</b>	<b>-0.06%</b>	<b>0.47%</b>
<b>JUDICIARY</b>									
Court of Criminal Appeals	3,634,631	4.30%	0.05%	3,630,199	-0.12%	0.05%	3,521,293	-3.00%	0.05%
District Courts	59,600,000	0.00%	0.84%	55,596,305	-6.72%	0.77%	55,518,416	-0.14%	0.79%
Supreme Court	17,300,000	-0.21%	0.24%	7,291,099	-57.85%	0.10%	16,736,919	129.55%	0.24%
Workers' Compensation Court Of Existing Workers' Compensation Commission	5,747,166	35.32%	0.08%	2,746,647	-52.21%	0.04%	0	-100.00%	0.00%
<b>TOTAL JUDICIARY</b>	<b>86,281,797</b>	<b>1.91%</b>	<b>1.21%</b>	<b>72,010,897</b>	<b>-16.54%</b>	<b>1.00%</b>	<b>75,776,628</b>	<b>5.23%</b>	<b>1.08%</b>
<b>TOTAL EXCL. SUPPS./ &amp; RETIREMENT SYSTEMS</b>	<b>7,114,129,653</b>	<b>4.19%</b>	<b>100.17%</b>	<b>7,117,731,345</b>	<b>0.05%</b>	<b>98.89%</b>	<b>6,975,206,192</b>	<b>-2.00%</b>	<b>99.31%</b>

SUMMARY OF OKLAHOMA STATE REGENTS FOR HIGHER EDUCATION ALLOCATIONS (2015-2016)

<u>Regents' Allocation</u>	ORIGINAL ALLOCATION	% OF ORIGINAL ALLOCATION
<b>Universities, Colleges &amp; Constituent Agencies</b>	<b>\$810,036,605</b>	
University of Oklahoma	128,254,976	12.85%
OU Law Center	5,608,559	0.56%
OU Health Sciences Center	87,686,895	8.78%
OU Tulsa	7,680,174	0.77%
Oklahoma State University	115,080,375	11.53%
OSU Agriculture Experiment Station	25,058,160	2.51%
OSU Agriculture Extension Division	27,339,159	2.74%
OSU Technical Branch, Okmulgee	13,618,824	1.36%
OSU College of Veterinary Medicine	10,205,694	1.02%
OSU, Oklahoma City	10,908,214	1.09%
OSU Center for Health Sciences	13,287,011	1.33%
OSU Tulsa	10,572,824	1.06%
University of Central Oklahoma	50,188,036	5.03%
East Central University	16,513,531	1.65%
Northeastern State University	35,133,722	3.52%
Statewide Literacy Program - NSU	64,097	0.01%
Northwestern Oklahoma State University	9,584,995	0.96%
Southeastern Oklahoma State University	17,692,000	1.77%
Southwestern Oklahoma State University	21,430,104	2.15%
Cameron University	20,442,117	2.05%
Langston University	17,564,188	1.76%
Oklahoma Panhandle State University	6,805,054	0.68%
University of Science & Arts of Oklahoma	6,985,377	0.70%
University of Science & Arts - Jane Brooks	23,666	0.00%
Rogers State University	13,277,531	1.33%
Carl Albert State College	6,070,324	0.61%
Connors State College	6,416,944	0.64%
Eastern Oklahoma State College	6,122,120	0.61%
Murray State College	5,446,589	0.55%
Northeastern Oklahoma A&M College	8,394,241	0.84%
Northern Oklahoma College	9,630,252	0.96%
Oklahoma City Community College	24,069,576	2.41%
Redlands Community College	6,037,408	0.60%
Rose State College	19,743,752	1.98%
Seminole State College	5,637,834	0.56%
Tulsa Community College	34,808,782	3.49%
Western Oklahoma State College	5,436,392	0.54%
University Center of Southern OK, Ardmore	604,397	0.06%
Ponca City Learning Site	612,711	0.06%

**SUMMARY OF OKLAHOMA STATE REGENTS FOR HIGHER EDUCATION ALLOCATIONS (2014-2015)**

	<b>ORIGINAL ALLOCATION</b>	<b>% OF ORIGINAL ALLOCATION</b>
State Regents' Operations Budget	\$9,992,392	1.00%
OneNet Higher Education User Fees	\$3,010,978	0.30%
Capital and One-Time Allocations	\$947,864	0.09%
Quartz Mountain	\$1,049,517	0.11%
OSF CORE Assessment Fees	\$134,123	0.01%
<b>Special Programs:</b>		
Section 13 Offsets	\$9,057,059	0.91%
Endowed Chairs Program	\$11,594,747	1.16%
Grants Programs/Econ Dev/OEIS	\$386,927	0.04%
Summer Academies Program	\$525,181	0.05%
Student Preparation Program	\$1,028,225	0.10%
Adult Degree Completion Program	\$437,651	0.04%
Teacher Shortage Incentive Program	\$352,477	0.04%
OCIA Debt Service	\$49,317,464	4.94%
Scholar-Enrichment Program	\$267,739	0.03%
EPSCoR	\$2,412,047	0.24%
National Lambda Rail	\$1,338,554	0.13%
Academic Library Databases	\$358,873	0.04%
<b>Student Assistance Programs:</b>		
Oklahoma Tuition Aid Grant Program (OTA)	\$19,107,981	1.91%
Oklahoma Academic Scholars Program	\$8,013,630	0.80%
Oklahoma Higher Learning Access Program	\$59,000,000	5.91%
Oklahoma National Guard Waiver Program	\$1,845,903	0.18%
Oklahoma Tuition Equalization Act	\$3,346,368	0.34%
Regional University Scholarships	\$951,556	0.10%
Prospective Teacher Scholarships	\$90,237	0.01%
Chiropractic Scholarships	\$36,095	0.00%
Tulsa Reconciliation Scholarship Program	\$45,119	0.00%
George and Donna Nigh Scholarship Progr	\$63,166	0.01%
Concurrent Enrollment Waiver Reimbuser	\$3,462,424	0.35%
International Scholars Program	\$115,800	0.01%
<b>TOTAL ALLOCATIONS OF APPROPRIATIONS *</b>	<b>\$998,326,702</b>	<b>100.00%</b>

\* Includes \$47,372,299 from the Higher Education Capital Revolving Fund, \$47,372,299 from the Student Aid Revolving Fund, \$25,820,638 from the Lottery Trust Fund, \$59,000,000 designated General Revenue for OK Promise, \$40,000,000 from Special Cash, and \$802,846,870 from the General Revenue Fund.

## FY-2016 Nonappropriated Agency Budgets and FTE

<u>Agency Number and Name</u>	<u>FY-2016 Budget</u>	<u>FY-2016 FTE</u> <u>YTD Average</u>
20 Accountancy Board, OK State Bd. of	\$3,956,234	11
22 Oklahoma Abstractor Board	\$311,275	2
39 Boll Weevil Eradication	\$616,383	6
45 Licensed & Landscape Architects, Bd.	\$1,434,162	3
60 Aeronautics Commission, Oklahoma	\$8,112,155	10
65 Banking Department, State	\$7,531,768	44
92 Tobacco Settlement Trust Board	\$62,322,651	21
140 Podiatry Board, State Board of	\$13,700	0
145 Chiropractic Examiners Board	\$292,773	3
148 Board of Behavioral Health Licensure	\$554,869	5
170 Construction Industries Board	\$3,836,108	31
190 Cosmetology, State Board of	\$1,457,017	12
215 Dentists, Bd. of Governors of Regis.	\$1,040,921	5
285 Funeral Board	\$386,841	3
290 Employment Security Commission, OK	\$81,247,627	607
307 Interstate Oil Compact Commission	\$2,018,995	5
315 Firefighters Pension & Retirement	\$21,973,477	11
320 Wildlife Conservation Commission	\$62,844,055	353
343 Perfusionists Board	\$31,700	0
370 Industrial Finance Authority	\$22,133,860	5
416 Law Enforcement Retirement	\$5,295,696	5
435 Lottery Commission	\$174,517,056	28
445 Liquefied Petroleum Gas Board	\$885,118	8
448 Licensed Alcohol & Drug Counselors, Board of	\$198,100	1
450 Medical Licensure & Supervision, Bd.	\$5,079,416	22
475 Motor Vehicle Commission, Oklahoma	\$514,067	4
509 Nursing Homes Administrators Board	\$518,716	3
510 Nursing, Board of	\$4,039,666	28
515 Public Employees Retirement Sys., OK	\$8,147,967	51
520 Optometry Board	\$306,077	2
525 Osteopathic Examiners Board	\$749,091	7
557 Police Pension & Retirement Board	\$2,913,985	11
560 Pharmacy Board	\$3,080,702	11
570 Engineers & Land Surveyors	\$1,423,802	9
575 Psychologist Examiners Board	\$265,674	1
588 Real Estate Commission	\$1,838,109	14
622 Social Workers Board	\$328,599	2
625 Secretary of State	\$4,899,610	26
630 Securities Commission	\$5,710,700	28
632 Speech Pathology & Audiology Board	\$168,215	2
678 Council on Judicial Complaints	\$425,328	2
715 Teachers Retirement System	\$409,054,837	35
755 Used Motor Vehicle & Parts Comm.	\$860,155	10
772 Chem. Tests for Alcohol & Drug Infl.	\$629,033	6
790 Veterinary Medical Examiners Board	\$615,294	4
978 Oklahoma Transportation Authority	\$37,971,703	537
<b>Total:</b>	<b>\$952,553,286</b>	<b>1991</b>



## FY-2015 Nonappropriated Agency Budgets and FTE

<u>Agency Number and Name</u>	<u>FY-2015 Budget</u>	<u>FY-2015 FTE YTD Average</u>
20 Accountancy Board, OK State Bd. of	\$2,130,113.00	10.6
22 Oklahoma Abstractor Board	\$307,638.19	3.0
39 Boll Weevil Eradication	\$566,386.36	6.0
45 Licensed & Landscape Architects, Bd.	\$952,931.00	3.0
60 Aeronautics Commission, Oklahoma	\$12,934,289.00	10.6
65 Banking Department, State	\$6,940,663.00	40.5
92 Tobacco Settlement Trust Board	\$52,957,438.00	21.0
140 Podiatry Board, State Board of	\$9,350.00	0.0
145 Chiropractic Examiners Board	\$268,960.44	3.2
170 Construction Industries Board	\$3,685,994.00	31.1
190 Cosmetology, State Board of	\$1,419,225.00	11.7
215 Dentists, Bd. of Governors of Regis.	\$955,048.00	4.5
285 Funeral Board	\$457,699.00	2.5
290 Employment Security Commission, OK	\$105,238,450.00	613.7
307 Interstate Oil Compact Commission	\$2,176,071.00	5.4
315 Firefighters Pension & Retirement	\$18,086,252.00	10.7
320 Wildlife Conservation Commission	\$60,309,510.00	346.1
343 Perfusionists Board	\$26,220.00	0.0
370 Industrial Finance Authority	\$7,101,078.00	5.0
416 Law Enforcement Retirement	\$5,272,436.00	5.0
435 Lottery Commission	\$185,834,213.00	27.3
445 Liquefied Petroleum Gas Board	\$830,759.00	8.4
448 Licensed Alcohol & Drug Counselors, Board of	\$193,744.08	1.8
450 Medical Licensure & Supervision, Bd.	\$4,328,795.74	21.2
475 Motor Vehicle Commission, Oklahoma	\$505,209.00	4.0
509 Nursing Homes Administrators Board	\$413,940.00	3.0
510 Nursing, Board of	\$3,937,539.00	27.7
515 Public Employees Retirement Sys., OK	\$8,014,574.49	52.8
520 Optometry Board	\$306,143.80	2.4
525 Osteopathic Examiners Board	\$687,085.00	7.0
535 Peanut Commission	\$160,464.00	0.5
557 Police Pension & Retirement Board	\$2,902,995.00	10.1
560 Pharmacy Board	\$3,052,608.00	10.4
570 Engineers & Land Surveyors	\$1,358,183.00	8.5
575 Psychologist Examiners Board	\$271,192.48	1.1
588 Real Estate Commission	\$1,975,996.00	14.0
622 Social Workers Board	\$345,855.00	1.6
630 Securities Commission	\$5,644,077.00	26.3
632 Speech Pathology & Audiology Board	\$142,622.00	1.5
715 Teachers Retirement System	\$409,030,751.00	31.7
755 Used Motor Vehicle & Parts Comm.	\$935,287.00	9.5
772 Chem. Tests for Alcohol & Drug Infl.	\$634,966.00	6.0
790 Veterinary Medical Examiners Board	\$596,862.00	4.5
875 Wheat Commission	\$1,936,000.00	3.0
<b>Total:</b>	<b>\$915,835,613.58</b>	<b>1417.9</b>

# Appendix

Budget and Fiscal/Research Staff  
State Organization Chart  
State Agencies Indexed by Cabinet  
Historical FTE by Cabinet and Agency  
Glossary

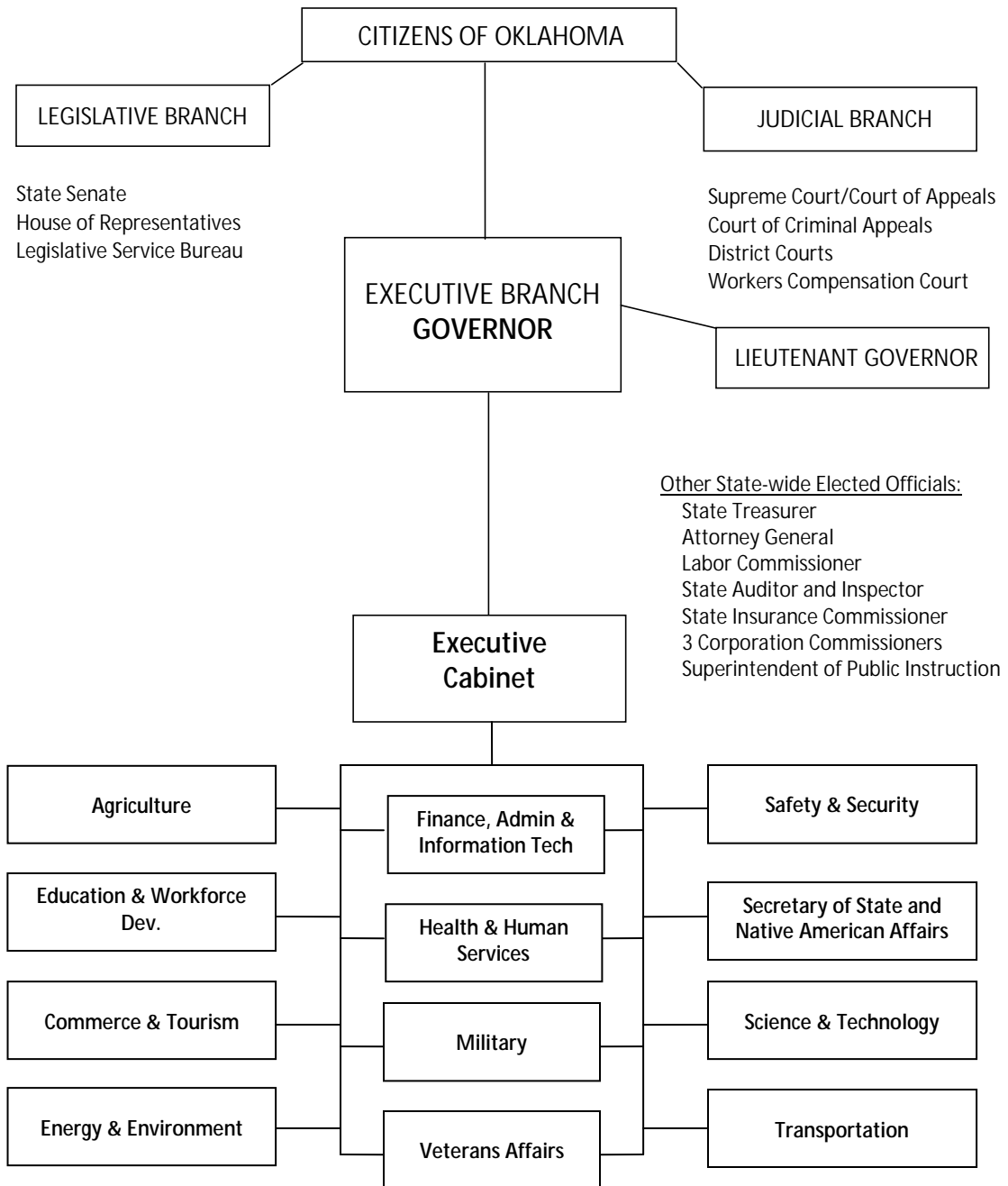
**Office of Management and Enterprise Services  
Budget Division**

Please direct all press inquiries to (405) 521-3277.

**If you have questions about this function of government**

**Then please contact:**

The Oklahoma Economy .....	Preston Doerflinger (405) 521-3277 preston.doerflinger@omes.ok.gov
Budget Policy and Process .....	Brandy Manek (405) 521-3786 brandy.manek@omes.ok.gov
The Oklahoma State Budget and Budget Process .....	Jill Geiger (405) 521-6176 jill.geiger@omes.ok.gov
State Revenue & Taxes .....	Shelly Paulk (405) 522-2603 shelly.paulk@omes.ok.gov
Agriculture, Commerce, Energy & Environment, Tourism.....	Collette Coleman (405) 521-3643 collette.coleman@omes.ok.gov
Education & Workforce Development, Science & Technology.....	Lia Tepker (405) 522-5743 lia.tepker@omes.ok.gov
General Government, Transportation, Finance, Administration & Information Technology .....	Brett Diebel (405) 522-1317 brett.diebel@omes.ok.gov
Health & Human Services, Veterans Affairs .....	Ashley Neel (405) 522-4305 ashley.neel@omes.ok.gov
Military, Safety and Security, Judiciary.....	Cary Cundiff (405) 522-3170 cary.cundiff@omes.ok.gov
Regulatory Services.....	Matthew Heggy (405) 521-6664 matthew.heggy@omes.ok.gov



The Cabinet Secretaries are appointed by the Governor with the approval of the Senate. Many of the Secretaries are also heads of Executive Branch agencies. Most state agencies have a controlling board or commission which appoints a chief operating officer. Most board and commission members are appointed by the Governor, some requiring Senate approval. Some agencies do not have a controlling board, and most of those agency heads are appointed by the Governor with Senate approval. State agencies are assigned to a cabinet department by the Governor. The specific agency assignments to each cabinet are shown on the next page.

## State Agencies Indexed by Cabinet

Office of the Governor  
 Office of the Lieutenant Governor  
**Agriculture**  
 Agriculture, Food and Forestry, Department of  
 Boll Weevil Eradication Org.  
 Conservation Commission  
 Horse Racing Commission  
 Peanut Commission  
 Veterinary Medical Examiners, Board of  
 Wheat Commission  
**Commerce & Tourism**  
 Arts Council  
 Commerce, Department of  
 Employment Security Commission  
 Historical Society  
 Housing Finance Authority  
 Industrial Finance Authority  
 J.M. Davis Memorial Commission  
 Labor, Department of \*  
 Qtz Mtn. Arts/Conf. Cntr/Nat. Pk  
 Scenic Rivers Commission  
 Tourism & Recreation, Dept. of  
 Will Rogers Memorial Commission  
**Education & Workforce Development**  
 Anatomical Board  
 Career & Technology Education, State Board of  
 Education Department \*  
 Educational TV Authority, Oklahoma  
 Educational Quality & Accountability  
 Physician Manpower Training Comm.  
 Private Vocational School, Board of  
 School of Science & Mathematics  
 Student Loan Authority  
**Colleges and Universities**  
 Cameron University  
 Carl Albert State College  
 Connors State College  
 East Central University  
 Eastern Oklahoma State College  
 Langston University  
 Murray State College  
 Northeastern Okla. A & M College  
 Northeastern Oklahoma State University  
 Northwestern Oklahoma State Univ.  
 Oklahoma City Community College  
 Oklahoma Panhandle State Univ.  
 Oklahoma State University  
 OSU -College of Osteopathic Medicine  
 OSU -College of Veterinary Medicine  
 OSU -Experiment Station  
 OSU -Extension Division  
 OSU-Medical Authority  
 OSU -School of Tech. Training  
 OSU -Technical Institute of OK  
 OSU -Tulsa  
 Okla. University Health Science Ctr.  
 OU Health Sci. Ctr. Prof. Prac. Plan.  
 Oklahoma University Law Center  
 Redlands Community College  
 Regents for A&M Colleges  
 Regents for Higher Education  
 Regional University System of OK  
 Rogers State University  
 Rose State College  
 Seminole State College  
 Southeastern Oklahoma State Univ.  
 Southwestern Oklahoma State Univ.  
 Tulsa Community College  
 University of Central Oklahoma  
 University of Oklahoma

University Center at Ponca City  
 University Center of Southern Oklahoma  
 Univ. of Science and Arts of Okla.  
 Western Oklahoma State College  
**Energy & Environment**  
 Corporation Commission \*  
 Energy Resources Board  
 Environmental Quality  
 Grand River Dam Authority  
 Interstate Oil Comp. Com.  
 LPG Board  
 LPG Research, Marketing and Safety  
 Mines, Department of  
 Municipal Power Authority  
 Water Resources Board  
 Wildlife Conservation, Dept. of  
**Finance, Admin & Info Tech**  
 Abstractors Board  
 Accountancy Board  
 Auditor & Inspector \*  
 Banking Department  
 Bond Advisor  
 Building Bonds Commission  
 Capitol Improvement Authority  
 Capital Investment Board  
 Construction Industries Board  
 Consumer Credit, Department of  
 Insurance Department \*  
 Land Office, Commissioners of the  
 Lottery Commission  
 Management & Enterprise Services, Office of  
 Merit Protection Commission  
 Motor Vehicle Commission  
 Securities Commission  
 Tax Commission  
 Treasurer \*  
 Uniform Building Code Commission  
 Used Motor Vehicle & Parts  
**Health & Human Services**  
 Alcohol and Drug Coun., Bd. of Lic.  
 Board of Behavioral Health Licensure, State  
 Children & Youth, Commission on  
 Chiropractic Examiners Board  
 Cosmetology & Barbering Board  
 Dentistry, Board of  
 Disability Concerns, Office of  
 Funeral Board  
 Health Care Authority  
 Health, Department of  
 Human Services, Department of  
 J.D. McCarty Center  
 Juvenile Affairs, Office of  
 Long Term Care Admin, Bd of Exam. for  
 Medical Licensure & Supv., Bd. of  
 Mental Health and Sub. Abuse Svc.  
 Nursing Board  
 Optometry Board  
 Osteopathic Examiners Board  
 OSU Medical Authority  
 Perfusionists, State Board of Examiners  
 Pharmacy Board  
 Podiatric Medical Examiners, Bd. Of  
 Psychologists, Bd. of Examiners  
 Rehabilitative Services  
 Social Workers Board, Bd. of Lic.  
 Speech-Lang. Pathology & Aud. Bd.  
 Tobacco Settle. End. Trust Bd. of Dir.  
 University Hospitals Authority

**Military**  
 Military Department  
**Safety and Security**  
 ABLE Commission  
 Attorney General \*  
 CLEET  
 Chem. Tests for Alc/Drug Infl., Bd. of  
 Corrections Department  
 District Attorney's Council  
 Emergency Mgmt, Dept. of  
 Fire Marshal, State  
 Indigent Defense System  
 Investigation, Bureau of  
 Medicolegal Investigations, Bd. of  
 Narcotics & Dang. Drugs, Bureau of  
 Pardon and Parole Board  
 Public Safety, Department of  
**Science and Technology**  
 Center f/t Adv. of Sci. & Technology  
 Space Industry Development Auth.  
**Secretary of State & Native American Affairs**  
 Architects Board  
 Election Board  
 Engineers & Land Surveyors  
 Ethics Commission  
 Judicial Complaints, Council on  
 Libraries, Department of  
 Real Estate Commission  
 Secretary of State  
 Workers Compensation Commission  
**Transportation**  
 Aeronautics Commission  
 Okla. Turnpike Authority  
 Transportation, Department of  
**Veterans Affairs**  
 Veterans Affairs, Department of  
**Judiciary**  
 Court of Criminal Appeals  
 District Courts  
 Supreme Court  
 Worker's Compensation Court of Existing Claims  
**Legislature**  
 House of Representative  
 Oklahoma State Senate  
 Legislative Service Bureau  
**Retirement System**  
 Firefighters Pension and Retirement System  
 Justices and Judges Retirement Systems  
 Law Enforcement Retirement System  
 Police Pension and Retirement System  
 Public Employees Retirement System  
 Teachers Retirement System  
 Wildlife Department Retirement Plan

\* Agency is headed by a statewide elected official or their controlling board is made up of elected officials. They are assigned to a cabinet department for purposes of coordinating services and programs only.

		Average FY-12	Average FY-13	Average FY-14	Average FY-15	Average YTD FY-16
<b>Summary by Executive Cabinet Departments</b>						
305	<b>Governor</b>	27.2	28.7	27.0	25.8	22.5
440	<b>Lieutenant Governor</b>	4.9	4.5	3.9	4.2	4.6
	<b>Agriculture</b>	489.6	467.4	493.1	471.9	449.8
	<b>Commerce &amp; Tourism</b>	1,846.5	1,791.2	1,715.6	1,668.3	1,647.9
	<b>Education (excl. Higher Education)</b>	802.0	805.0			
	<b>Education &amp; Workforce Development (excl.HigherEd)</b>			758.7	719.8	695.4
	<b>Energy*</b>	955.8	983.4			
	<b>Energy &amp; Environment</b>			2,025.6	2,084.8	2,129.4
	<b>Enviroment*</b>	961.8	944.7			
	<b>Finance &amp; Revenue*</b>	1,953.4	2,820.4			
	<b>Finance, Administration &amp; Information Technology</b>			2,722.6	2,686.1	2,657.6
	<b>Health</b>	4,219.6	4,161.9			
	<b>Health &amp; Human Services</b>			13,508.3	13,725.4	13,793.6
	<b>Human Resources and Administration*</b>	678.4	236.3			
	<b>Human Services*</b>	9,390.1	9,110.0			
	<b>Military</b>	345.8	350.3	335.8	337.2	328.9
	<b>Safety &amp; Security</b>	7,719.5	7,721.5	7,783.0	7,712.2	7,944.8
	<b>Science &amp; Technology</b>	16.6	17.7	22.2	23.2	21.9
	<b>Secretary of State</b>	62.5	57.4	499.6	157.1	160.5
	<b>Transportation</b>	2,945.8	2,902.5	2,940.5	2,938.1	2,917.9
	<b>Veterans Affairs</b>	1,840.6	1,914.6	2,109.0	2,113.5	2,117.7
	<b>Sub-total</b>	34,260.1	34,317.5	34,944.9	34,667.6	34,892.5
	<b>Regents/RUSO/Quartz Mountain</b>	297.6	279.2	281.7	261.0	267.3
	<b>Colleges and Universities</b>	33,562.6	33,710.7	33,434.1	33,377.8	34,666.4
	<b>Sub-total</b>	33,860.2	33,989.9	33,715.8	33,638.8	34,933.7
<b>Total Executive Branch</b>		<b>68,120.3</b>	<b>68,307.4</b>	<b>68,660.7</b>	<b>68,306.4</b>	<b>69,826.2</b>
	<b>Legislature</b>	390.5	394.4	407.1	399.9	373.6
	<b>Judiciary</b>	896.4	903.3	883.0	861.3	856.6
	<b>Sub-total</b>	1,286.9	1,297.7	1,290.1	1,261.2	1,230.2
<b>Grand Total</b>		<b>69,407.2</b>	<b>69,605.1</b>	<b>69,950.8</b>	<b>69,567.6</b>	<b>71,056.4</b>
<b>Total: Excluding Higher Ed.</b>		<b>35,547.0</b>	<b>35,615.2</b>	<b>36,235.0</b>	<b>35,928.8</b>	<b>36,122.7</b>

\* The below total reflect the current cabinet structure. For a detailed view of previous cabinet structures please contact the OMES Budget Division

FY-12

FY-13

FY-14

FY-15

FY-16

<b>Summary by Executive Cabinet Departments</b>					
---	--	--	--	--	--

<b>State Agencies by Executive Cabinet Department</b>
---

	FY-12	FY-13	FY-14	FY-15	FY-16	
<b>Summary by Executive Cabinet Departments</b>						
<b>AGRICULTURE</b>						
40	Agriculture, Food and Forestry, Dept. of	409.5	394.8	387.8	373.0	357.2
	Commercial Pet Breeders Bd	3.0	0.0	0.0	0.0	0.0
39	Boll Weevil Eradication Organization [non-approp]	10.3	9.1	6.9	6.0	5.7
645	Conservation Commission	65.1	59.5	54.7	50.4	49.7
353	Horse Racing Commission	35.9	36.6	35.4	34.8	33.3
535	Peanut Commission [non-approp]	1.0	1.0	1.0	0.3	0.0
790	Veterinary Medical Examiners Bd. [non-approp]	4.1	4.9	4.4	4.5	3.9
875	Wheat Commission [non-approp]	3.7	3.1	2.9	3.0	0.0
	<b>Total</b>	<b>532.6</b>	<b>509.0</b>	<b>493.1</b>	<b>471.9</b>	<b>449.8</b>

<b>COMMERCE &amp; TOURISM</b>						
55	Arts Council	12.7	13.9	12.2	13.6	12.9
160	Commerce, Dept. of	135.3	133.2	128.7	116.0	99.4
290	Employment Security Commission (OESC) [non-approp]	671.6	644.4	622.6	613.5	606.8
350	Historical Society	158.4	155.5	155.2	150.2	142.7
922	Housing Finance Authority [non-approp]	114.7	111.3	109.6	95.4	83.0
370	Industrial Finance Authority [non-approp]	6.4	5.2	5.5	5.0	5.0
204	J.M.. Davis Memorial Commission	5.0	5.1	5.4	5.2	5.5
405	Labor Dept.	80.9	75.7	67.6	72.2	76.9
568	Scenic Rivers Commission	9.9	10.1	9.2	8.5	9.3
566	Tourism & Recreation, Dept. of	595.9	580.3	587.8	575.3	593.2
880	Will Rogers Memorial Commission	9.7	11.4	11.9	13.6	13.3
	<b>Total</b>	<b>1,800.5</b>	<b>1,746.1</b>	<b>1,715.7</b>	<b>1,668.5</b>	<b>1,648.0</b>

<b>EDUCATION &amp; WORKFORCE DEVELOPMENT (excl.HigherEd)</b>						
800	Career & Technology Education, Dept. of	268.4	259.9	255.5	245.4	232.9
275	Education Quality & Accountability, Office of			4.0	10.8	11.9
265	Education, State Dept. of	283.7	289.1	294.6	272.4	266.9
266	Educational Television Authority (OETA)	58.1	57.3	54.9	54.2	47.4
619	Physician Manpower Training Commission	6.1	6.0	6.0	6.0	6.0
563	Private Vocational Schools, Bd. of [non-approp]	1.6	2.0	2.4	2.4	2.6
629	School of Science & Mathematics (OSSM)	61.1	58.6	56.7	53.7	52.0
618	Student Loan Authority [non-approp]	61.7	72.0	78.1	75.0	75.8
269	Teacher Preparation, Commission on	8.4	6.3	6.6	0.0	0.0
	<b>Total</b>	<b>749.1</b>	<b>751.2</b>	<b>758.7</b>	<b>719.8</b>	<b>695.4</b>

<b>ENERGY &amp; ENVIRONMENT</b>						
185	Corporation Commission	413.9	423.9	448.6	468.0	465.9
359	Energy Resources Board (OERB) [non-approp]	0.0	0.0	0.0	0.0	0.0
	Marginal Wells Commission	4.0	3.3	0.0	0.0	0.0
292	Environmental Quality, Dept. of (DEQ)	521.5	504.6	512.4	515.3	526.0
980	Grand River Dam Authority (GRDA) [non-approp]	494.1	512.3	525.8	549.8	574.3



		FY-12	FY-13	FY-14	FY-15	FY-16
<b>Summary by Executive Cabinet Departments</b>						
307	Interstate Oil Compact Commission i.e. Secretary of Energy & Environment, Office of the [non-approp]	3.0	3.2	4.6	5.2	5.0
445	Liquefied Petroleum Gas Bd. [non-approp]	9.8	9.7	9.3	8.5	7.5
444	LP Gas Research, Marketing & Safety Commission [non-approp]	0.1	0.1	0.1	0.1	0.1
125	Mines, Dept. of	30.9	30.8	31.0	31.2	31.4
981	Municipal Power Authority [non-approp]	58.7	59.1	59.3	63.3	66.7
835	Water Resources Bd.	91.1	93.9	97.5	100.7	99.3
320	Wildlife Conservation, Dept. of [non-approp]	349.2	346.2	337.1	342.6	353.4
	<b>Total</b>	<b>1,976.3</b>	<b>1,987.1</b>	<b>2,025.6</b>	<b>2,084.8</b>	<b>2,129.4</b>

<b>FINANCE, ADMINISTRATION &amp; INFORMATION TECHNOLOGY</b>						
300	Auditor & Inspector, State	119.2	122.9	122.4	117.7	121.0
582	Bond Advisor, State	2.4	2.9	2.7	2.6	2.8
635	Consumer Credit, Dept. of	19.0	22.0	26.3	27.8	29.7
385	Insurance Dept.	119.4	126.0	124.8	121.1	117.9
410	Land Office, Commissioners of the	54.6	56.4	58.3	59.6	60.6
90	Management and Enterprise Services, Office of *	753.6	1,230.2	1,342.0	1,318.2	1,295.1
	Office of State Finance	323.7				
	Central Services, Dept. of	207.4				
	Employees Benefit Council	25.9				
	Group Health Insurance	155.4				
	Personnel Management, Office of	41.2				
298	Merit Protection Commission	5.1	3.9	3.6	3.6	3.8
695	Tax Commission	751.1	713.9	725.5	715.3	703.5
740	Treasurer, State	48.4	46.1	44.9	42.8	39.8
	<b>Sub-total</b>	<b>1,872.8</b>	<b>2,324.3</b>	<b>2,450.5</b>	<b>2,408.7</b>	<b>2,374.3</b>

	FY-12	FY-13	FY-14	FY-15	FY-16	
<b>Summary by Executive Cabinet Departments</b>						
<b>FIN, ADMIN &amp; INFO TECH NON-APPROPRIATED</b>						
22	Abstractor Bd.	3.0	3.0	2.7	2.5	1.7
20	Accountancy Bd.	10.1	9.9	10.3	10.8	11.0
65	Banking Dept., State	42.1	40.6	40.6	41.0	43.7
170	Construction Industries Bd.	29.9	32.1	31.4	30.9	30.9
315	Firefighters Pension & Retirement System	9.6	10.1	10.1	10.9	11.0
416	Law Enforcement Retirement System	5.0	5.0	5.0	5.0	5.0
435	Lottery Commission	32.6	28.8	27.5	27.8	28.0
475	Motor Vehicle Commission	3.2	3.4	3.9	4.0	4.0
557	Police Pension & Retirement System	11.4	11.7	10.8	10.4	11.1
515	Public Employees Retirement System	56.0	52.3	52.1	52.1	51.0
630	Securities, Dept. of	26.3	26.1	25.9	27.0	27.7
715	Teachers Retirement System	32.4	33.8	32.3	32.8	35.2
753	Uniform Building Code Commission	2.9	3.3	2.8	2.9	3.1
391	Multiple Injury Trust Fund				10.0	10.0
755	Used Motor Vehicle & Parts Commission	9.8	9.4	9.9	9.3	9.9
	<b>Sub-total</b>	274.3	269.5	272.1	277.5	283.3
	<b>Total</b>	2,147.1	2,593.8	2,722.6	2,686.1	2,657.6

<b>HEALTH &amp; HUMAN SERVICES</b>						
127	Children & Youth, Commission on	24.8	25.2	25.5	24.1	22.0
326	Disability Concerns	6.0	5.6	6.1	5.7	6.0
807	Health Care Authority (OHCA)	476.7	488.9	521.6	540.3	549.3
340	Health, Dept. of	2,007.8	1,985.0	1,997.5	2,086.9	2,103.1
830	Human Services, Dept. of	7,438.9	7,187.6	7,305.4	7,339.6	7,357.7
670	J.D. McCarty Center	223.2	228.0	228.9	232.9	230.9
400	Juvenile Affairs, Office of	701.3	711.7	715.0	732.5	782.3
452	Mental Health & Substance Abuse Services, Dept. of	1,688.4	1,635.7	1,653.9	1,668.6	1,659.2
805	Rehabilitative Services, Dept. of	979.0	934.4	928.2	953.9	938.4
825	University Hospitals Authority	10.8	11.5	13.8	15.9	18.0
	<b>Sub-total</b>	13,556.9	13,213.6	13,395.8	13,600.5	13,667.1
<b>HHS NON-APPROPRIATED</b>						
148	Behavioral Health and Licensure, Board of			2.0	4.0	4.6
448	Alcohol & Drug Counselors, State Bd. of Licensed	1.7	1.7	1.7	1.7	1.2
145	Chiropractic Examiners, Bd. Of	1.7	2.0	2.3	3.1	3.0
190	Cosmetology, Bd. of	11.2	11.6	11.6	11.7	11.7
215	Dentistry, Bd. of	4.0	4.0	4.8	4.6	5.2
285	Funeral Bd.	2.7	2.5	2.4	2.5	2.6
622	Licensed Social Workers, Bd. of	1.4	1.5	1.5	1.6	1.7
509	Long Term Care Administrators, State Bd. of Examiners for	3.0	3.0	3.0	3.0	3.0
450	Medical Licensure & Supervision, Bd. of	21.1	19.8	20.9	21.3	21.7
510	Nursing, Bd. of	26.3	26.7	26.1	28.0	28.1
520	Optometry, Bd. of Examiners in	2.2	2.1	2.4	2.4	2.3
525	Osteopathic Examiners, State Bd. of	5.6	5.7	5.7	7.0	7.0

		FY-12	FY-13	FY-14	FY-15	FY-16
<b>Summary by Executive Cabinet Departments</b>						
343	Perfusionists, State Bd. of Examiners of	0.0	0.0	0.0	0.0	0.0
560	Pharmacy, State Bd. of	9.4	9.5	10.0	10.6	10.9
140	Podiatry Medical Examiners, State Bd. of	0.0	0.0	0.0	0.0	0.0
575	Psychologists, Bd. of Examiners of	2.0	1.9	1.4	1.1	1.0
632	Speech Pathology & Audiology, Bd. of Examiners for	2.1	2.1	1.6	1.5	1.6
92	Tobacco Settlement Trust Bd.	10.9	13.9	16.6	20.9	20.9
	<b>Sub-total</b>	105.3	108.0	112.5	124.9	126.5
	<b>Total</b>	13,662.2	13,321.6	13,508.3	13,725.4	13,793.6

<b>MILITARY</b>						
25	Military Department	345.8	350.3	335.8	337.2	328.9

		FY-12	FY-13	FY-14	FY-15	FY-16
<b>Summary by Executive Cabinet Departments</b>						
<b>SAFETY &amp; SECURITY</b>						
30	Alcoholic Beverage Laws Enforcement (ABLE) Commission	40.3	36.8	36.3	34.4	32.3
772	Alcohol & Drug Influence, State Bd. of Tests for	4.7	3.4	5.4	6.0	5.7
49	Attorney General	160.4	173.0	186.7	203.6	205.4
	Human Rights Commission	11.3	0.0	0.0	0	0
131	Corrections, Dept. of	4,265.9	4,263.9	4,248.8	4,105.8	4,333.7
220	District Attorneys Council	1,112.7	1,107.1	1,112.8	1,103.6	1,110.2
309	Emergency Management, Dept. of	23.9	26.0	27.8	27.8	28.2
310	Fire Marshal, Office of State	20.9	21.8	21.5	21.6	21.2
47	Indigent Defense System	108.3	99.5	101.3	107.4	107.0
308	Investigation, State Bureau of (OSBI)	308.0	295.0	300.7	314.9	312.0
415	Law Enforce. Ed. & Training, Council on (CLEET)	40.7	40.8	41.2	41.2	42.3
342	Medical Examiner, Office of the Chief	67.4	74.8	83.4	87.0	87.1
477	Narcotics & Dangerous Drugs Control, Bureau of (OBNDD)	122.4	138.6	139.7	137.0	137.3
306	Pardon and Parole Bd.	33.4	31.6	26.4	28.9	27.9
585	Public Safety, Dept. of	1,408.8	1,407.6	1,450.9	1,493.1	1,494.4
	<b>Total</b>	<b>7,729.1</b>	<b>7,719.9</b>	<b>7,783.0</b>	<b>7,712.2</b>	<b>7,944.8</b>

<b>SCIENCE &amp; TECHNOLOGY</b>						
628	Center for the Advan. of Science & Tech (OCAST)	16.6	17.7	17.3	17.9	16.6
346	Space Industry Development Authority (OSIDA)	3.8	4.5	4.8	5.2	5.3
	<b>Total</b>	<b>20.4</b>	<b>22.2</b>	<b>22.2</b>	<b>23.2</b>	<b>21.9</b>

<b>SECRETARY OF STATE</b>						
390	CompSource Oklahoma [non-approp]	344.9	339.7	338.5	1.1	0.0
270	Election Bd., State	19.6	18.5	18.0	19.8	22.4
570	Engineers & Land Surveyors, State Bd. of Licensure for Professional [non-approp]	9.6	9.5	9.4	8.4	8.7
296	Ethics Commission	6.0	4.2	5.1	5.3	6.4
430	Libraries, Department of	46.3	45.9	46.6	42.8	40.6
45	Licensed Architects, Landscape Architects & Registered Interior Designers, Bd. of [non-approp]	3.0	3.0	3.0	3.0	3.0
678	Judicial Complaints, Council on [non-approp]	2.0	2.0	2.0	2.0	2.0
588	Real Estate Commission [non-approp]	16.0	15.4	14.5	14.2	14.1
865	Workers' Compensation Commission				32.6	37.1
625	Secretary of State [non-approp]	34.9	32.7	28.7	27.9	26.2
	<b>Total</b>	<b>482.3</b>	<b>470.9</b>	<b>499.6</b>	<b>157.1</b>	<b>160.5</b>

	FY-12	FY-13	FY-14	FY-15	FY-16
<b>Summary by Executive Cabinet Departments</b>					

<b>TRANSPORTATION</b>
-----------------------

60	Aeronautics Commission [non-approp]	10.1	10.2	10.6	10.8	10.4
345	Transportation, Dept. of (ODOT)	2,352.6	2,323.2	2,381.2	2,378.0	2,369.9
978	Turnpike Authority [non-approp]	579.3	564.7	548.8	549.3	537.6
	<b>Total</b>	2,942.0	2,898.1	2,940.5	2,934.4	2,917.9

<b>VETERANS AFFAIRS</b>
-------------------------

650	Veterans Affairs, Dept. of	1,840.6	1,914.6	2,109.0	2,113.5	2,117.7
-----	----------------------------	---------	---------	---------	---------	---------

**NON-EXECUTIVE ENTITIES**

<b>LEGISLATURE</b>
--------------------

422	House of Representatives	233.2	230.8	241.3	235.7	212.2
423	Legislative Service Bureau	6.4	6.2	5.9	6.1	6.1
421	State Senate	150.9	157.4	159.9	158.0	155.3
	<b>Total</b>	390.5	394.4	407.1	399.9	373.6

<b>JUDICIARY</b>
------------------


199	Criminal Appeals, Court of	29.6	28.1	28.2	26.9	29.2
219	District Courts	619.6	618.3	616.4	614.7	612.1
369	Workers' Compensation Court	72.4	72.4	43.3	31.0	31.7
677	Supreme Court/Court of Appeals	174.8	184.5	195.0	188.7	183.6
	<b>Total</b>	896.4	903.3	883.0	861.3	856.6

		FY-12	FY-13	FY-14	FY-15	FY-16
<b>Summary by Executive Cabinet Departments</b>						
<b>HIGHER EDUCATION</b>						
<b>State Regents</b>						
620	Quartz Mountain Resort Arts & Conference Center	13.9	14.3	38.5	53.5	61.0
605	State Regents For Higher Education	277.8	258.7	237.2	201.5	200.6
610	Regional University System of Oklahoma	5.9	6.2	6.0	6.0	5.6
	<b>Total</b>	297.6	279.2	281.7	261.0	267.3
<b>University of Oklahoma</b>						
760	University of Oklahoma	7,282.9	7,242.9	7,193.9	7,431.9	7,850.8
761	OU - College of Law			0.0	0.0	0.0
765	OU - Tulsa			0.0	0.0	0.0
770	OU - Health Science Center	5,821.1	6,224.8	6,365.1	6,335.0	6,446.4
771	OU - Health Science Professional Practice Plans	646.7	890.2	948.2	955.4	1,134.3
	<b>Sub-total</b>	13,750.7	14,357.9	14,507.2	14,722.4	15,431.5
<b>Oklahoma State University</b>						
10	Oklahoma State University (all branches)	8,126.7	8,029.2	7,997.5	7,900.7	8,181.1
	<b>Sub-total</b>	8,126.7	8,029.2	7,997.5	7,900.7	8,181.1
<b>Other College and University</b>						
100	Cameron University	655.6	624.6	635.8	603.8	617.7
108	Carl Albert State College	276.7	267.3	255.6	258.0	242.7
165	Connors State College	188.1	198.0	181.7	179.5	158.2
230	East Central University	585.7	587.1	581.7	580.3	540.4
240	Eastern Oklahoma State College	215.9	216.2	214.0	217.4	218.7
420	Langston University	434.2	440.4	427.8	438.5	419.1
470	Murray State College	172.6	204.9	207.3	214.8	211.0
480	Northeastern Oklahoma A & M College	252.8	242.0	259.0	249.6	230.2
485	Northeastern State University	1,182.6	1,185.1	1,158.5	1,182.6	1,174.4
490	Northern Oklahoma College	364.2	345.0	323.9	325.6	317.4
505	Northwestern Oklahoma State Univ.	333.5	328.8	322.3	317.3	308.0
530	Oklahoma Panhandle State University	147.4	163.8	165.5	137.5	131.7
241	Redlands Community College	209.1	210.7	182.7	176.5	169.9
461	Rogers State University	393.8	398.1	383.5	398.2	415.1
531	Rose State College	456.7	503.5	508.3	492.2	451.6
623	Seminole State College	170.4	168.8	160.8	154.8	152.0
633	Oklahoma City Community College	890.5	732.6	394.8	328.7	640.0
660	Southeastern Oklahoma State University	550.3	537.2	533.4	548.5	537.7
665	Southwestern Oklahoma State University	768.3	754.6	740.4	732.5	667.8
750	Tulsa Community College	1,496.7	1,305.1	1,314.8	1,235.0	1,401.8
758	University Center at Ponca City		7.0	8.4	7.9	8.1
606	University Center of Southern Oklahoma	15.3	16.4	15.7	14.6	14.7
120	University of Central Oklahoma	1,563.8	1,516.5	1,606.4	1,613.5	1,699.9
150	University of Science and Arts of Oklahoma	188.6	191.9	188.3	186.2	182.4
41	Western Oklahoma State College	172.4	178.0	158.8	161.3	143.6
	<b>Sub-total</b>	11,685.2	11,323.6	10,929.3	10,754.8	11,053.9

	FY-12	FY-13	FY-14	FY-15	FY-16
<b>Summary by Executive Cabinet Departments</b>					
<b>Total - College &amp; University</b>	33,562.6	33,710.7	33,434.1	33,377.8	34,666.4
<b>Grand Total</b>	69,407.2	69,605.6	69,950.7	69,567.6	71,056.5

NOTE: FTE Summary reflects updated cabinet structure per Amended Executive Order 2011-06, effective July 16, 2013

\*HB 2140, effective August 2011, consolidated the Department of Central Services, the Employees Benefit Council, the Office of Personnel Management, and the Oklahoma State Education Employees Group Insurance Board into the Office of State Finance. The consolidated agency is the Office of Management and Enterprise Services.

 Consolidated/otherwise eliminated agency

## GLOSSARY

**Actuarial Accrued Liability (re: retirement):** That portion, as determined by a particular cost method, of the actuarial present value of pension plan benefits and expenses which is not provided for by Normal Cost contributions.

**Actuarial Assumptions (re: retirement):** Assumptions as to the occurrence of future events affecting pension costs, such as: mortality, withdrawal, disablement and retirement; changes in compensation and government provided benefits; rates of investment earnings and asset appreciation or depreciation; procedures used to determine the Actuarial Value of Assets; characteristics of future entrants and other relevant items.

**Annualization:** The computation of costs or revenues for a full year. Usually applied when calculating the full year impact/cost of a program that was funded for a partial year in a previous budget.

**Appropriation:** Legal authorization granted by the Legislature to make expenditures or incur obligations that may be limited by fund, agency, department, program, object, character, time period or amount. Unexpended appropriations lapse back to the original fund after the lapse (expiration) date.

**Appropriations Base:** An agency's previous year appropriation reduced by one-time appropriations.

**Board of Equalization:** A Constitutional body, the State Board of Equalization is made up of the Governor, Lieutenant Governor, State Treasurer, State Auditor and Inspector, Attorney General, Superintendent of Public Instruction, and President of the State Board of Agriculture. The Board annually certifies the amount of state funds available for appropriation. The Board also has duties regarding the equalization of ad valorem taxes among the counties.

**Budgeted Vacancy:** A vacant employee position which is funded in an agency's current budget (in most instances, the vacancy has remained unfilled for an extended period of time).

**Budget Request:** A detailed outline of an agency's financial needs for the next fiscal year.

**Budget Work Program:** An outline of detailed planned expenditures for the ensuing or current fiscal year, which takes into consideration funds appropriated by the Legislature and other funds available to the agency, and any expenditure limitations or directives expressed in legislation.



**Capital Expenditure / Outlay:** Expenditures made for securing capital assets. Capital assets are significant, tangible assets with a value greater than twenty-five thousand dollars (\$25,000) that have a life greater than one year and will be used in providing services.

**Carryover:** This term refers to unobligated monies an agency has available to fund its operations in succeeding fiscal years. Generally, carryover monies are considered non-recurring in nature.

**Cash-flow Reserve Fund:** This fund was established as a fiscal management tool. General Revenue Fund cash is set aside in this fund at the end of each fiscal year. Monies in this fund are used to make cash available for the July allocation of General Revenue funds to state agencies and to provide for monthly cash allocations in those months in which receipts are below needed levels. The use of this fund eliminates the need for "seasonal borrowing."

**Constitutional Reserve Fund (CRF):** Designed to cushion against economic emergencies, this fund, popularly known as the "Rainy Day Fund," was established by constitutional amendment in 1985. All General Revenue Fund receipts collected in excess of the certified estimate are deposited in this fund until the fund is equal to 15% of the certified General Revenue Funds from the preceding fiscal year. Up to three-eighths (3/8) of the balance may be appropriated only in the event that the up-coming year's General Revenue certification is lower than the preceding year's. Up to \$10 million may be expended for incentives to support retention of at-risk manufacturing establishments under certain conditions and after unanimous finding by the Governor, the Speaker of the House of Representatives and the President Pro Tempore of the Senate. Up to three-eighths (3/8) of the balance may be appropriated in the event of a revenue failure, declared by the State Board of Equalization. Up to one-fourth (1/4) of the balance may be appropriated upon the declaration of an emergency by the Governor and approval by 2/3 of both legislative houses; or, absent a gubernatorial declaration of emergency, approval by 3/4 of both houses.

**Expenditure:** The disbursement of monies from a state fund for the purchase of goods and services.

**Fiscal Year:** The 12-month period beginning July 1 and ending June 30 used by the state government for accounting purposes. Fiscal year designation depends on the year in which it ends [e.g., fiscal year 2011 (FY-2011) runs from July 1, 2010 to June 30, 2011].

**Fund:** A legal accounting entity with a self-balancing set of accounts. Expenditures from a fund may be restricted to specified purposes.

**General Revenue Fund:** Established by Article 10, Section 2 of the State Constitution, this fund is the principal funding source for state government operations. State taxes, fees and charges, and proceeds from investments make up the revenue to the General Revenue Fund. The fund's resources can be used for any purpose specified by Legislative appropriation. All monies collected that are not dedicated to another fund are deposited in the General Revenue Fund.

**Nonappropriated Funds:** A term sometimes used to refer to agency revolving funds. Since such funds have statutorily established revenue sources and uses, there is no need for them to be appropriated annually. Nonappropriated funds are also called "continuing appropriations." The terms have the same meaning.

**One-time:** Budget items that receive funding for one fiscal year (for example, funding for a feasibility study, funding for the replacement of major equipment items, funding for the purchase of furniture for a new facility, etc.).

**Program Budgeting:** A tool to organize budget data by program, rather than item of expenditure or organizational location (generally an agency or division). Program budgeting seeks to link the expenditure of resources with the original mission or purpose of the appropriation of tax dollars.

**Rainy Day Fund:** See Constitutional Reserve Fund.

**Revolving Fund:** A fund created statutorily or by inference to finance and account for a particular department or division. Fees received, transfers of appropriations, or other fund transfers support expenditures paid from revolving funds. Revolving funds are continuing funds and are not subject to fiscal year limitations. Agencies generally may exercise greater control over the expenditure of revolving funds than they may over appropriated dollars.

**Supplemental Appropriation:** This refers to a subsequent appropriation made to an agency in addition to the agency's initial annual appropriation. Supplemental appropriations are to deal with current year funding issues and may be made for a variety of reasons such as to offset a revenue shortfall or to offset insufficient funds to operate a program effectively. Some observers view supplemental appropriations as a sign of inept management or a means of subverting the State's balanced budget restrictions.

**Unfunded Liability (re: retirement):** The excess of the Actuarial Accrued Liability (that portion, as determined by a particular Actuarial Cost Method, of the Actuarial Present Value of pension plan benefits and expenses which is not provided for by future Normal Costs) over the Actuarial Value of Assets (the value of cash, investments, and other property belonging to a pension plan, as used by the actuary for the purpose of an Actuarial Valuation).

This Executive Budget was prepared by the Budget Division of the Office of Management and Enterprise Services, under the supervision of the Secretary of Finance, Administration, & Information Technology

**Preston Doerflinger**

*Secretary of Finance, Administration, & Information Technology  
Director of the Office of Management and Enterprise Services*

**Brandy Manek**

*Director of Budget, Policy, & Legislative Services*

**Jill Geiger**

*State Budget Director*

**Shelly Paulk**

*Deputy Budget Director & Revenue Analyst*

**Budget Division**

**Lia Tepker**

Education & Workforce Development, Science,  
& Technology

**Ashley Neel**

Health & Human Services,  
Veteran's Affairs

**Collette Coleman**

Agriculture, Commerce & Tourism, Energy &  
Environment

**Cary Cundiff**

Safety & Security, Military Affairs, Judiciary

**Matt Heggy**

Regulatory Services

**Brett Deibel**

General Government, Finance, Administration &  
Information Technology

**Robin Trail**

EPM Specialist

**Rachel Hamby**

Business Analyst

The contributions of the Office of Management and Enterprise Services Division of Central Accounting and Reporting, the Comprehensive Annual Financial Reporting Division, the Information Services Division, Governor's staff, and Cabinet Secretary's staff are gratefully acknowledged, as are the contributions of the many state agency managers and fiscal officers who have provided information for this document.