



OKLAHOMA
Medical Marijuana Authority

OKLAHOMA MEDICAL MARIJUANA AUTHORITY
**APPLICATION PHOTO
REQUIREMENTS**



NOTE: It is the applicant's responsibility to read and follow the guidelines for proper photo submission.
OMMA will not accept applications not meeting the requirements.

Website: [Oklahoma.gov/OMMA](https://oklahoma.gov/omma) | Phone: (405) 522-OMMA

APPLICATION PHOTO REQUIREMENTS



TABLE OF CONTENTS

3 - How to get a digital photo

3 - Mobile Apps for Assistance

4 - Photo Guidelines (Dos & Don'ts)

5 - How to upload your digital photo

PHOTO REQUIREMENTS

Applicants are required to:

1. Upload a personal photo with your application.

OAC 442:10-1-8 outlines standards for the submission of digital photographs.

2. Submit proof of identity, such as:

- Oklahoma Driver's License
- Oklahoma ID
- U.S. Passport
- Tribal identification card
- Certified copy of birth's certificate for minor applicants.

Please check the proof of identity requirements for your application type at [Oklahoma.gov/OMMA](https://www.oklahoma.gov/OMMA)

NOTE: It is the applicant's responsibility to read and follow the guidelines for proper photo submission. OMMA will not accept applications not meeting the requirements.

HOW TO GET A DIGITAL PHOTO

- **Use a digital camera** that will provide a clear, digital photograph.
- **Use a smartphone camera** that will provide a clear, digital photograph.
- **Use a mobile app on a smartphone.** There are mobile apps which may make taking photos of yourself easy. See the “Mobile Apps for Assistance” section below for more information.
- **Visit a drug store or other locations offering passport photos.** Remember to ask for a digital copy. A printed copy will not be accepted.

MOBILE APPS FOR ASSISTANCE

Disclaimer: This information is for reference purposes. The OMMA does not endorse any smartphone app or smartphone function. Nor does it assume any liability for any harms that may arise from usage of any smartphone apps or smartphone functions, including those referred to below.

You may use smartphone apps and your phone camera, as long as the photo meets the guidelines described. Some smartphone apps help users take photos for government IDs, such as passports.

1. **Android:** Open the [Google Play App](#) and search “Passport Photo.” The search will have several apps available for download which assist with taking a photo (Figure 1).
2. **Apple iPhone:** Open the [IOS App Store](#) and search “Passport Photo.” The search should allow you to find apps which help guide the phone camera to take a picture.

Figure 1 – Google Play for Android –
Example of various apps which provide the proper background and features for the photo.

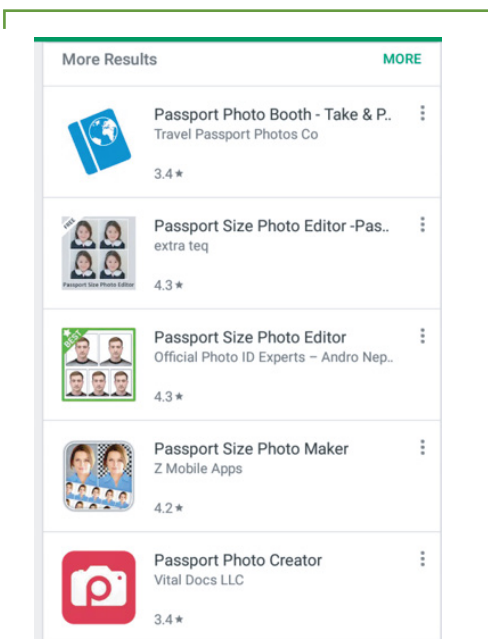


Figure 2 – App Store for Apple iPhone –
Example of an app which provides the proper background and features for the photo.

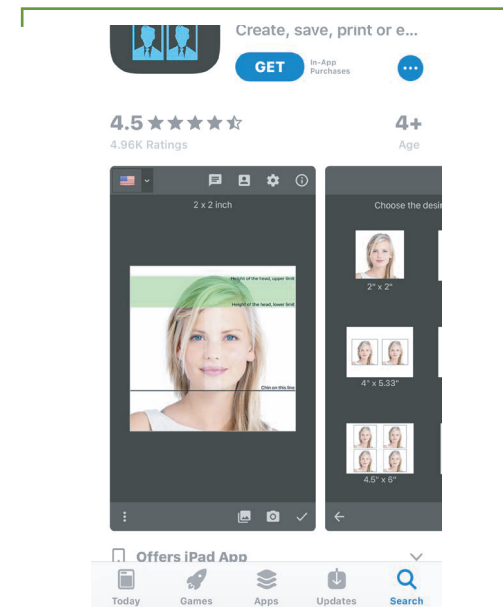


PHOTO GUIDELINES

1. The photo provided with the application must be taken within the last 6 months.
2. Stand or sit straight and still while taking the photo.
3. Face the camera directly, at eye level before taking the photo so your full face is visible.
4. Photos must be taken vertically (not sideways/horizontally). Once uploaded to the application system, rectangular photos will be cropped to a square 1:1 aspect ratio.
5. Use a plain white or off-white background in the picture.
6. Your eyes must be open in the photo.
7. The photo must be comparable to the proof of identity (such as a driver's license) also being submitted.
8. **Resolution Limits:** Minimum: 600 x 600 pixels. Maximum: 1200 x 1200 pixels.
9. **File Format:** .jpg, .png, or .gif and no larger than 3 MB in size


DOs

- Keep hair out of your face. It should not cover your eyebrows, eyes, ears, or any part of your face.
- Remove eyeglasses and hats before taking the photo.
- Avoid shadows on your face.
- Hats or head coverings for religious purposes are permitted as long as the full face is visible. *Submit a signed statement that form of covering is customary religious attire. OAC 442:10-1-8(6)(A).*
- A covering recognized for medical purposes is permitted as long as the face can be clearly seen. *Submit a signed doctor's statement verifying the hat or head covering in the photo is used for daily medical purposes. OAC 442:10-1-8(6)(B).*
- Photo will be square cropped when uploaded.



DON'Ts

- Do not use digital filters, borders, text or any other method of altering the appearance of the picture.
- Do not tilt your head or turn shoulder to the side.
- Do not crop off the head and shoulders by zooming in too closely.
- Do not wear sunglasses, show hands or other objects in the photo.
- Do not re-size the photo beyond the minimum (600 x 600 pixels) or maximum (1200 x 1200 pixels) dimensions.
- Do not capture anyone else besides the person applying for a license in the photo.




UPLOADING PHOTOS

- After the photo is taken, users may use a smartphone or computer to save and upload the photo to the online application system.
- The saved image to be uploaded on the system must meet the following standards:
 - Resolution Limits: Minimum: 600 x 600 pixels. Maximum: 1200 x 1200 pixels.
 - File Format: .jpg, .png, or .gif and no larger than 3 MB in size.

Use the online application system to submit the photo.


appearance of the picture.

- Do not tilt your head or turn shoulder to the side.
- Do not crop off the head and shoulders.
- Do not wear sunglasses, show hands or other objects in the photo.
- Do not capture anyone else besides the person applying for a license in the photo.



Select Photo *

Please drag and adjust the photo (move, zoom) so the top of the head and shoulders are within the frame. **Note: All files will be converted to jpeg once uploaded**



Please ensure this photo was taken within the last 6 months

Please ensure this photo was taken with a white or off-white background

Please ensure there is nothing covering your face

If you are wearing a hat or head covering, please upload the necessary files below

Is the hat or head covering for medical purposes?

In accordance with OAC 310:681-1-8(6)(B), please submit a signed doctor's statement verifying the hat or head covering in the photo is used for daily medical purposes.