



Crime in Oklahoma, 2019

Selected Findings

July 2020

Murder in Oklahoma

According to Uniform Crime Reporting requirements, murder is defined as “the unlawful killing of a human being in which the element of malice aforethought was present.”

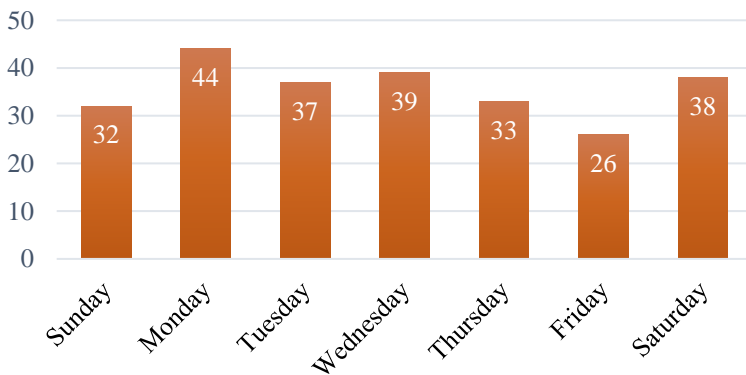
Any death due to a fight, argument, quarrel, assault, or in the commission of a crime is included. Manslaughters, suicides, accidental deaths, and justifiable homicides are excluded from this category.

In 2019, Oklahoma law enforcement reported 249 murders. This is an 18.6% increase from the previous year.

Murders accounted for 1.5% of all violent crimes and 0.2% of reported index crimes. Of the 249 murders, 139 were cleared by arrest or exceptional means, yielding a 55.8% clearance rate.

The highest number of murders were reported on Monday (44), while the least reported day was Friday (26).

Figure 1. Murder, by Day of Week (2019)



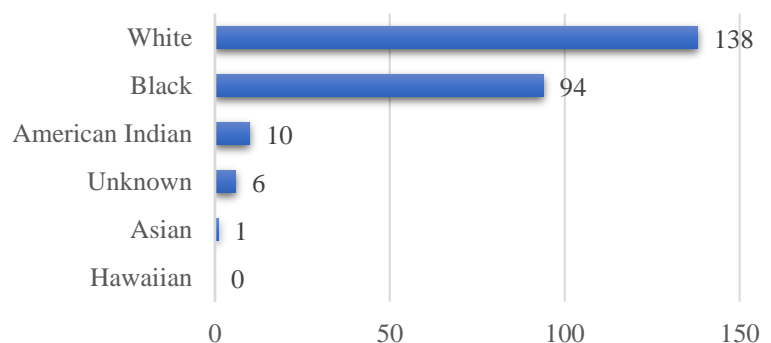
March was the month with the most reported murders (27). The next highest months were July and October with 25 each (Table 1).

Table 1. Murder, by Month (2017-2019)

Month	2017	2018	2019
January	31	11	22
February	13	16	20
March	19	14	27
April	16	24	14
May	18	18	19
June	25	19	18
July	19	17	25
August	18	11	22
September	28	21	16
October	16	25	25
November	25	18	23
December	18	16	18
Total	246	210	249

Victims were 74.7% male, 55.4% White, 69.9% Non-Hispanic, and predominately between the ages of 24-34 years of age.

Figure 2. Victim Distribution, by Race



Victim-offender relationships were identified in 75.5% of cases. The murder of a family member by another accounted for 20.1% of cases (Table 2).

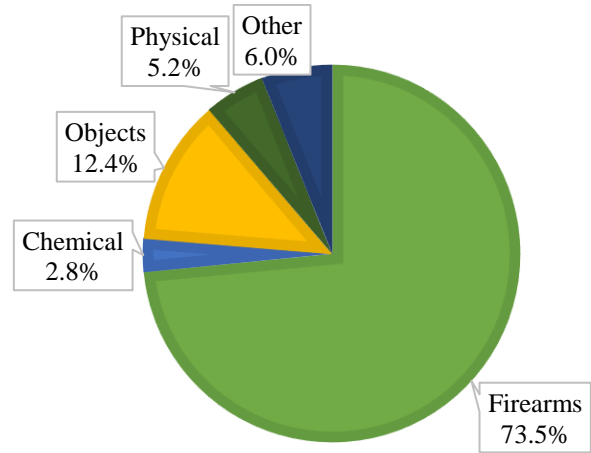
Table 2. Murder, by Victim-Offender Relationship

Family	
Relationship	Murders
Brother	1
Daughter	4
Father	6
Husband	1
In-Law	2
Mother	4
Other Family	7
Sister	1
Son	6
Stepdaughter	1
Stepfather	2
Stepson	4
Wife	11
Total	50
Other Than Family	
Relationship	Murders
Acquaintance	53
Boyfriend	6
Common-Law Wife	3
Employer	1
Ex-Husband	1
Ex-Wife	1
Friend	13
Girlfriend	3
Neighbor	3
Other – Known to Victim	21
Relationship Not Determined	61
Stranger	33
Total	199

The most commonly used weapon was Firearms (all) at 183 or 73.5% of the reported murders. The second most common weapon type used was classified as “Objects” with 12.4%.

The majority (10.0%) of weapons classified as Objects were reported as a Knife/Cutting Instruments. Other Weapon types used include Chemical (2.8%), Physical (Hands, Feet, etc.) (5.2%), and Other (6.0%).

Figure 3. Murder, by Weapon Type (2019)



Most murders were committed during an offense/circumstance that was characterized as “Non-Felony Related” (78.3%).

The most common non-felony related circumstances include Other (71), Other Arguments (59), and Unknown Circumstances (46). Of the 21.7% felony-related murders, the most common offenses included Robbery (23) and Burglary (16) (Table 3).

Table 3. Murder, by Offense (2019)

Non-Felony Related	
Offense	Murders
Argument Over Money or Property	6
Brawl Due to Influence of Alcohol	2
Brawl Due to Influence of Narcotics	2
Gangland Killings	3
Lover's Triangle	6
Other	71
Other Arguments	59
Unknown Circumstances	46
Total	195
Felony Related	
Offense	Murders
Arson	1
Burglary	16
Larceny - Theft	5
Narcotic Drug Laws	9
Robbery	23
Total	54