

**COMMUNITY
SENTENCING
2023
ANNUAL REPORT**



**THE STATUTORY PURPOSES OF THE OKLAHOMA COMMUNITY SENTENCING ACT,
ACCORDING TO 22 O.S. § 988.3 ARE TO:**

1. Protect the public;
2. Establish a statewide community sentencing system;
3. Adequately supervise offenders punished under a court ordered community sentence;
4. Provide a continuum of sanctions to the court for eligible offenders sentenced to a community sentence within the community sentencing system;
5. Increase the availability of punishment and treatment options to eligible felony offenders;
6. Improve the criminal justice system within the state through public/private partnerships, reciprocal and inter-local governmental agreements, and interagency cooperation and collaboration; and
7. Operate effectively within the allocation of state and local resources for the criminal justice system.

TABLE OF CONTENTS

03 Table of Contents

04 Preface

05 - 06 Introduction

07 - 08 Statewide Summary

09 - Statewide Demographics

10 Adair; Alfalfa/Major/Woods;
Blaine/Garfield/Grant/Kingfisher & Bryan

11 Canadian; Carter/Johnston/Love/Marshall/Murray;
Cherokee & Cleveland

12 Comanche/Cotton; Craig;
Creek & Delaware

13 Garvin/McClain; Haskell/Latimer/LeFlore;
Hughes/Pontotoc/Seminole & Jefferson/Stephens

14 Kay/Noble; Lincoln/Pottawatomie;
Logan/Payne & Mayes

15 Muskogee; Nowata/Washington;
Oklahoma & Osage

16 Ottawa; Pawnee;
Pittsburg & Rogers

17 Sequoyah; Tillman;
Tulsa & Wagoner

18 – 22 Signs of Success

23 Community Sentencing Staff

**BETTER
TOGETHER**



PREFACE

The Community Sentencing Division of the Oklahoma Department of Corrections prepared this 2023 Community Sentencing annual report in compliance with the requirements of 22 O.S. § 988.15.13. This report provides an evaluation of the effectiveness of the Oklahoma Community Sentencing Program as it pertains to public safety, performance-based effectiveness in reducing recidivism, utilization by the judiciary, resource allocation, and reduced state and local institutional receptions, if any. Additional information is provided pertaining to statistical data, including, but not limited to, community sentencing participation by county, total number of qualifying and non-qualifying community sentences per month for each local community sentencing system, total number of community sentences ordered per month, program participation and the annual average cost per offender.



INTRODUCTION

The Community Sentencing Act, 22 O.S. S 988.1-24, was established in 1999 to divert prison-bound offenders from incarceration. Community Sentencing became operational in March 2000 with the funding for six pilot planning councils. The goal of the program is to be an effective tool in preventing recidivism by giving eligible offenders the opportunity to redirect their lives by providing effective, needs-based treatment and programs. This cost-effective program, based in the community, is enhanced by the collaboration between the supervising entity, treatment provider, district attorney's office, public defender/attorney and the judge. Participating offenders remain in the community while working to support their families while being held accountable, and receiving treatment to address issues such as substance abuse and mental health disorders, which many times, are the caveat to their criminal behavior. This marks the 24th year this program has been operational, and many community stakeholders continue to be involved by meeting at a minimum of quarterly to discuss the progress of the local system.

Community Sentencing is not the only diversion program available in the state, and many times the district attorney determines a specialty court such as drug court or mental health court is appropriate for a particular individual and Community Sentencing is overlooked. Many times, the offender wishes to participate in those programs as well, since he or she will not have a conviction upon successful completion. Community Sentencing does not currently have that option. Even so, through the hard work of local administrators in meeting with judges, district attorneys and educating more defense attorneys, community sentencing participation is on the rise.

INTRODUCTION-Continued

During the legislative session of 2022 the statute was changed to allow misdemeanor offenders to be supervised by these statewide Community Sentencing Programs. Several planning councils in the state began the supervision of misdemeanants during calendar year 2023 and are happy with the success thus far. Funding for treatment and supervision of these cases is coming from the administrative fee account owned by that participating council. It is felt the addition of misdemeanor cases to the Community Sentencing program will bring about more accountability in the early stages of involvement in the criminal justice system. By addressing the needs and risks related to substance abuse and mental health issues for misdemeanants, it is believed that treatment and supervision can aid in the prevention of graduating to felony offenses through continued criminal acts. During calendar year 2023, Pittsburg County sentenced three misdemeanants to Community Sentencing, Oklahoma County sentenced twelve misdemeanants and Haskell/Latimer/Leflore Counties sentenced twelve.

At the request of Honorable Judge Emmit Tayloe in Comanche County, a mental health component of Community Sentencing was developed and began seeing offenders sentenced in December 2022. This request was made due to the high number of offenders seen in court who were struggling with mental health issues. There are currently three active offenders who are monitored closely by a probation and parole officer. The officer attends court with the offender monthly to give an update to Judge Tayloe as to his or her progress. With the addition of this component, there has been help to better monitor progress with treatment, medication compliance and other high risk behavior as it appears. Judge Tayloe plays an active role in monitoring the day-to-day progress, as well as struggles, which assists the offenders in their success.

STATEWIDE SUMMARY

Currently, there are seven local administrators who guide the system in his or her assigned areas and ensure all participants are receiving the benefit of the resources allotted. There are currently 32 funded planning councils, encompassing 52 counties in the state. Twelve councils are multi-county, while 20 are single-county councils.

The system continues to operate by utilizing sanctions and incentives to address the behavior and re-direct the offender as issues arise. Through regular staffings and court dockets, all involved parties are aware of each offender's status and will address violations and/or successful completions of treatment or other requirements.

The Community Sentencing Unit has an appropriated annual budget to utilize during the fiscal year. The statewide operational budget for FY23 was \$1,800,000.00. The total amount expended for FY23 was \$1,710,259.03. Fixed rate contracts for vendors, which include substance abuse services, mental health services, cognitive and behavioral skills programs, offender case management, drug testing and Level of Service Inventory assessments and reports totaled \$1,636,978.08.

The 210 Administrative Fee Account, which is an account maintained by the Department of Corrections, but funded by the collection of administrative fees paid by participants, is also used to pay for services and/or supplies for the planning councils. Any expenditure from this statutorily authorized account must be approved by the planning council wishing to utilize those fees. Each planning council has its own fund to which they contribute, and from which they draw. The Department of Corrections serves as a pass-through conduit with these funds and does not maintain ownership. For FY23, the administrative fee account expenditures from this account, statewide, totaled \$162,165.89.

STATEWIDE SUMMARY - Continued

Community Sentencing is a proven investment in public safety, which has been found to reduce recidivism by addressing treatment needs and offering an alternative to prison. The average cost of incarceration is \$67.53 per day in Oklahoma. The average cost per day per offender participating in Community Sentencing is \$4.44 per day, \$135.05 per month and \$1620.60 per year, which is a substantial savings in lieu of incarceration.

Sentencing practices statewide reveal a total number of active participants in the Community Sentencing program to be 2543 as of 12/26/2023 per ICON (Inmate & Community Offender Network). The number of offenders sentenced into Community Sentencing for calendar year 2023 was 1307. In 2023 there were a total of 824 closures with 687 successful completions with an overall success rate of 83%.

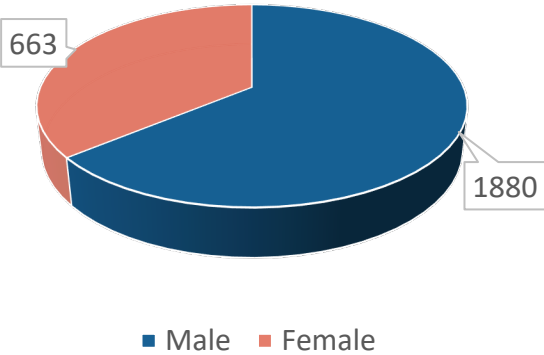
There are two assessment tools utilized to determine if an offender is eligible for the Community Sentencing program; the assessments used are the Level of Service Inventory - Revised (LSI-R) and the Ohio Risk Assessment Survey (ORAS). Some vendors utilize only the LSI-R while some only utilize the ORAS. Both determine eligibility into the program.

Offenders are supervised for two years on a suspended sentence and 18 months on a deferred sentence unless it is determined there is a continued need for services. If it is determined to be in the best interest of the offender, an additional year may be authorized. Supervision cannot go beyond three continuous years per statute.

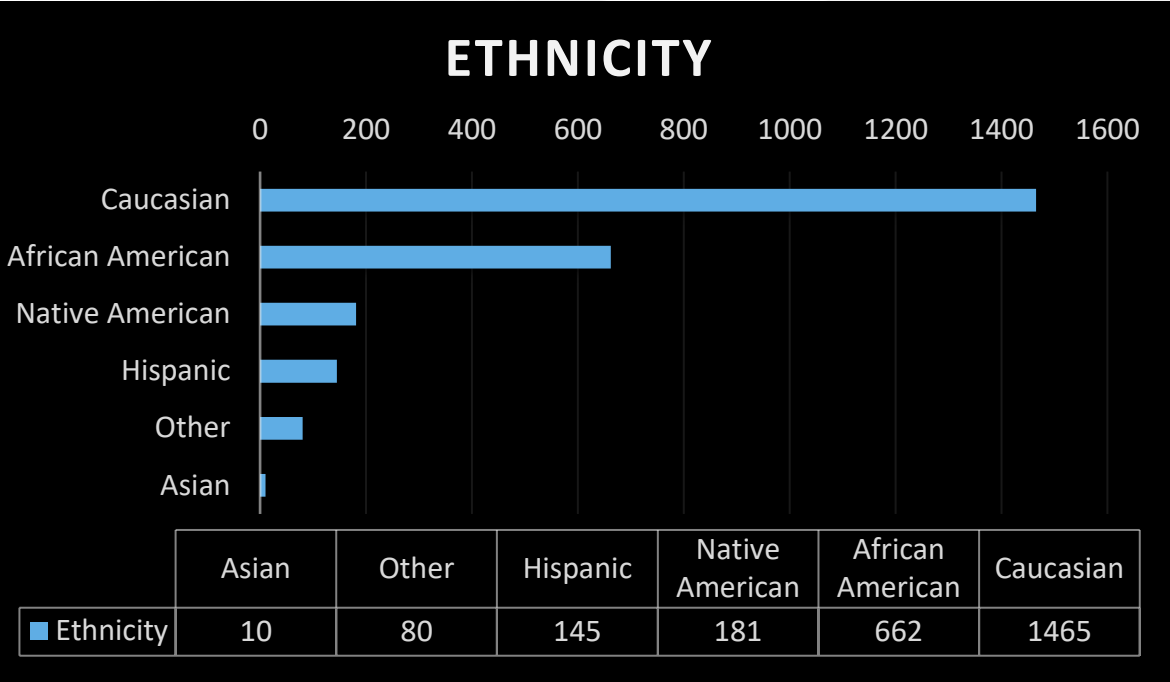
The Oklahoma Community Sentencing Act provides for each county to establish a Community Sentencing system, however, active participation and the request for funding, remains optional.

STATEWIDE COMMUNITY SENTENCING DEMOGRAPHICS 2023

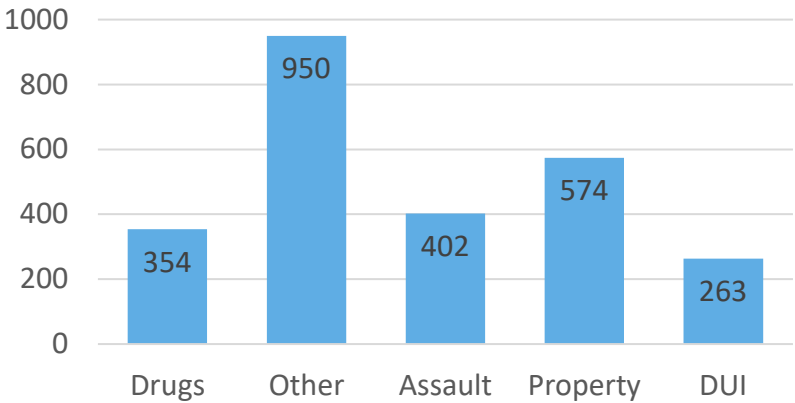
GENDER



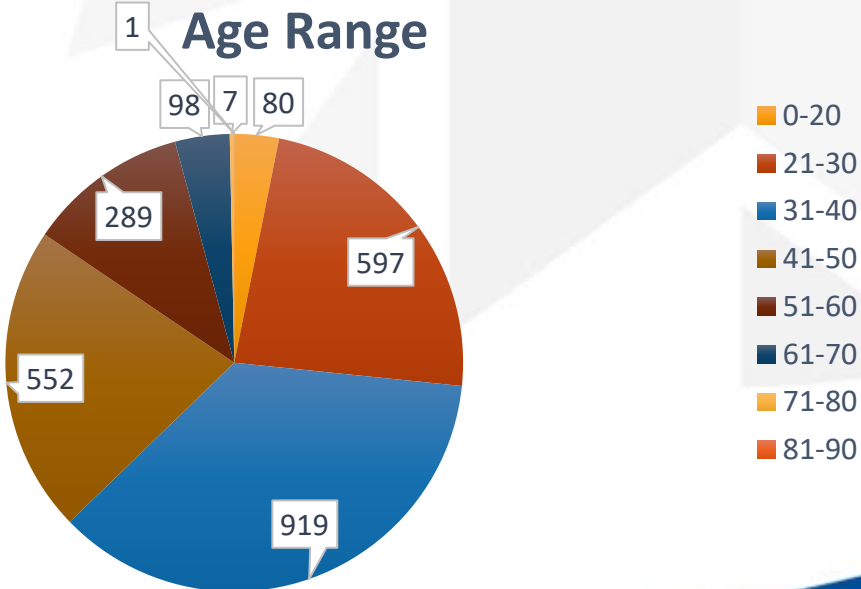
ETHNICITY



Offenses



Age Range



ADAIR STATISTICS

The supervision type in this area is private.

Qualifying Offenders per Month per Assessment – Yearly Total - 11

JAN	FEB	MAR	APR	MAY	JUN	JUL	AUG	SEP	OCT	NOV	DEC
0	1	2	2	1	2	0	1	1	1	0	0

Number of Offenders Sentenced per Month in Calendar Year 2023 – Total - 24

JAN	FEB	MAR	APR	MAY	JUN	JUL	AUG	SEP	OCT	NOV	DEC
2	2	1	1	4	5	0	1	5	0	3	0

\$8,743.00 total expenditures in FY23

ALFALFA/MAJOR/WOODS STATISTICS

The supervision type in this area is private.

Qualifying Offenders per Month per Assessment – Yearly Total - 2

JAN	FEB	MAR	APR	MAY	JUN	JUL	AUG	SEP	OCT	NOV	DEC
0	0	1	0	0	0	0	1	0	0	0	0

Number of Offenders Sentenced per Month in Calendar Year 2023 – Total - 2

JAN	FEB	MAR	APR	MAY	JUN	JUL	AUG	SEP	OCT	NOV	DEC
0	0	0	0	0	1	0	0	1	0	0	0

\$1023.69 total expenditures in FY23

BLAINE/GARFIELD/GRANT/KINGFISHER STATISTICS

The supervision type in this area is DOC Probation and Parole.

Qualifying Offenders per Month per Assessment – Yearly Total - 23

JAN	FEB	MAR	APR	MAY	JUN	JUL	AUG	SEP	OCT	NOV	DEC
0	1	1	0	2	4	1	4	3	4	3	0

Number of Offenders Sentenced per Month in Calendar Year 2023 – Total - 16

JAN	FEB	MAR	APR	MAY	JUN	JUL	AUG	SEP	OCT	NOV	DEC
0	0	0	0	1	3	1	2	1	2	2	4

\$23,169.82 total expenditures in FY23

BRYAN STATISTICS

The supervision type in this area is DOC Probation and Parole.

Qualifying Offenders per Month per Assessment – Yearly Total - 37

JAN	FEB	MAR	APR	MAY	JUN	JUL	AUG	SEP	OCT	NOV	DEC
3	2	3	4	3	3	2	4	2	4	4	3

Number of Offenders Sentenced per Month in Calendar Year 2023 – Total - 0

JAN	FEB	MAR	APR	MAY	JUN	JUL	AUG	SEP	OCT	NOV	DEC
0	0	0	0	0	0	0	0	0	0	0	0

\$3,010.00 total expenditures in FY23

CANADIAN STATISTICS

The supervision type in this area is DOC Probation & Parole and Private.

Qualifying Offenders per Month per Assessment – Yearly Total - 20

JAN	FEB	MAR	APR	MAY	JUN	JUL	AUG	SEP	OCT	NOV	DEC
0	0	5	1	0	3	4	3	0	1	0	3

Number of Offenders Sentenced per Month in Calendar Year 2023 – Total - 15

JAN	FEB	MAR	APR	MAY	JUN	JUL	AUG	SEP	OCT	NOV	DEC
0	0	3	1	2	1	3	4	1	0	0	0

\$49,733.45 total expenditures in FY23

CARTER/JOHNSTON/LOVE/MARSHALL/MURRAY STATISTICS

The supervision type in this area is Private.

Qualifying Offenders per Month per Assessment – Yearly Total - 0

JAN	FEB	MAR	APR	MAY	JUN	JUL	AUG	SEP	OCT	NOV	DEC
0	0	0	0	0	0	0	0	0	0	0	0

Number of Offenders Sentenced per Month in Calendar Year 2023 – Total - 0

JAN	FEB	MAR	APR	MAY	JUN	JUL	AUG	SEP	OCT	NOV	DEC
0	0	0	0	0	0	0	0	0	0	0	0

\$64.79 total expenditures in FY23

CHEROKEE STATISTICS

The supervision type in this area is DOC Probation & Parole.

Qualifying Offenders per Month per Assessment – Yearly Total - 0

JAN	FEB	MAR	APR	MAY	JUN	JUL	AUG	SEP	OCT	NOV	DEC
0	0	0	0	0	0	0	0	0	0	0	0

Number of Offenders Sentenced per Month in Calendar Year 2023 – Total - 0

JAN	FEB	MAR	APR	MAY	JUN	JUL	AUG	SEP	OCT	NOV	DEC
0	0	0	0	0	0	0	0	0	0	0	0

\$75.00 total expenditures in FY23

CLEVELAND STATISTICS

The supervision type in this area is DOC Probation and Parole.

Qualifying Offenders per Month per Assessment – Yearly Total - 56

JAN	FEB	MAR	APR	MAY	JUN	JUL	AUG	SEP	OCT	NOV	DEC
3	5	8	6	6	3	6	5	3	4	6	1

Number of Offenders Sentenced per Month in Calendar Year 2023 – Total - 34

JAN	FEB	MAR	APR	MAY	JUN	JUL	AUG	SEP	OCT	NOV	DEC
2	3	3	1	7	1	3	8	0	0	3	3

\$93,148.71 total expenditures in FY23

COMANCHE/COTTON STATISTICS

The supervision type in this area is DOC Probation & Parole.

Qualifying Offenders per Month per Assessment – Yearly Total - 27

JAN	FEB	MAR	APR	MAY	JUN	JUL	AUG	SEP	OCT	NOV	DEC
2	5	7	2	6	2	4	1	0	0	0	0

Number of Offenders Sentenced per Month in Calendar Year 2023 – Total - 29

JAN	FEB	MAR	APR	MAY	JUN	JUL	AUG	SEP	OCT	NOV	DEC
3	9	2	7	1	5	2	0	0	0	0	0

\$55,801.18 total expenditures in FY23

CRAIG STATISTICS

The supervision type in this area is Private.

Qualifying Offenders per Month per Assessment – Yearly Total - 4

JAN	FEB	MAR	APR	MAY	JUN	JUL	AUG	SEP	OCT	NOV	DEC
1	0	0	1	0	0	0	2	0	0	0	0

Number of Offenders Sentenced per Month in Calendar Year 2023 – Total - 4

JAN	FEB	MAR	APR	MAY	JUN	JUL	AUG	SEP	OCT	NOV	DEC
0	0	0	1	1	0	0	0	2	0	0	0

\$5,855.49 total expenditures in FY23

CREEK STATISTICS

The supervision type in this area is DOC Probation & Parole.

Qualifying Offenders per Month per Assessment – Yearly Total - 58

JAN	FEB	MAR	APR	MAY	JUN	JUL	AUG	SEP	OCT	NOV	DEC
0	0	0	0	7	10	2	11	5	13	3	7

Number of Offenders Sentenced per Month in Calendar Year 2023 – Total - 33

JAN	FEB	MAR	APR	MAY	JUN	JUL	AUG	SEP	OCT	NOV	DEC
0	0	0	0	4	5	1	10	7	5	1	0

\$4,311.85 total expenditures in FY23

DELAWARE STATISTICS

The supervision type in this area is DOC Probation and Parole.

Qualifying Offenders per Month per Assessment – Yearly Total - 2

JAN	FEB	MAR	APR	MAY	JUN	JUL	AUG	SEP	OCT	NOV	DEC
0	0	0	1	0	1	0	0	0	0	0	0

Number of Offenders Sentenced per Month in Calendar Year 2023 – Total - 2

JAN	FEB	MAR	APR	MAY	JUN	JUL	AUG	SEP	OCT	NOV	DEC
0	0	0	1	0	1	0	0	0	0	0	0

\$9,391.34 total expenditures in FY23

GARVIN/McCLAIN STATISTICS

The supervision type in this area is Private.

Qualifying Offenders per Month per Assessment – Yearly Total - 16

JAN	FEB	MAR	APR	MAY	JUN	JUL	AUG	SEP	OCT	NOV	DEC
6	3	4	0	2	1	0	0	0	0	0	0

Number of Offenders Sentenced per Month in Calendar Year 2023 – Total - 15

JAN	FEB	MAR	APR	MAY	JUN	JUL	AUG	SEP	OCT	NOV	DEC
4	1	1	4	0	0	1	2	2	0	0	0

\$7,057.30 total expenditures in FY23

HASKELL/LATIMER/LeFLORE STATISTICS

The supervision type in this area is Private.

Qualifying Offenders per Month per Assessment – Yearly Total - 25

JAN	FEB	MAR	APR	MAY	JUN	JUL	AUG	SEP	OCT	NOV	DEC
1	2	0	4	4	3	4	3	1	1	4	2

Number of Offenders Sentenced per Month in Calendar Year 2023 – Total - 14

JAN	FEB	MAR	APR	MAY	JUN	JUL	AUG	SEP	OCT	NOV	DEC
1	2	1	2	1	1	2	1	1	0	2	0

\$34,553.48 total expenditures in FY23

HUGHES/PONTOTOC/SEMINOLE STATISTICS

The supervision type in this area is Private.

Qualifying Offenders per Month per Assessment – Yearly Total - 14

JAN	FEB	MAR	APR	MAY	JUN	JUL	AUG	SEP	OCT	NOV	DEC
2	0	3	2	0	3	1	1	2	0	0	0

Number of Offenders Sentenced per Month in Calendar Year 2023 – Total - 12

JAN	FEB	MAR	APR	MAY	JUN	JUL	AUG	SEP	OCT	NOV	DEC
2	0	1	2	0	3	1	1	2	0	0	0

\$17,517.85 total expenditures in FY23

JEFFERSON/STEPHENS STATISTICS

The supervision type in this area is DOC Probation and Parole.

Qualifying Offenders per Month per Assessment – Yearly Total - 0

JAN	FEB	MAR	APR	MAY	JUN	JUL	AUG	SEP	OCT	NOV	DEC
0	0	0	0	0	0	0	0	0	0	0	0

Number of Offenders Sentenced per Month in Calendar Year 2023 – Total - 0

JAN	FEB	MAR	APR	MAY	JUN	JUL	AUG	SEP	OCT	NOV	DEC
0	0	0	0	0	0	0	0	0	0	0	0

\$0.00 total expenditures in FY23

KAY/NOBLE STATISTICS

The supervision type in this area is private.

Qualifying Offenders per Month per Assessment – Yearly Total - 95

JAN	FEB	MAR	APR	MAY	JUN	JUL	AUG	SEP	OCT	NOV	DEC
8	16	18	4	5	10	5	4	5	4	10	6

Number of Offenders Sentenced per Month in Calendar Year 2023 – Total - 30

JAN	FEB	MAR	APR	MAY	JUN	JUL	AUG	SEP	OCT	NOV	DEC
0	0	1	7	3	6	3	4	2	2	1	1

\$55,132.06 total expenditures in FY23

LINCOLN/POTTAWATOMIE STATISTICS

The supervision type in this area is Private.

Qualifying Offenders per Month per Assessment – Yearly Total - 59

JAN	FEB	MAR	APR	MAY	JUN	JUL	AUG	SEP	OCT	NOV	DEC
8	6	3	6	2	4	2	5	10	4	5	4

Number of Offenders Sentenced per Month in Calendar Year 2022 – Total - 42

JAN	FEB	MAR	APR	MAY	JUN	JUL	AUG	SEP	OCT	NOV	DEC
7	3	1	3	2	2	2	5	6	6	3	2

\$116,767.12 total expenditures in FY23

LOGAN/PAYNE STATISTICS

The supervision type in this area is private.

Qualifying Offenders per Month per Assessment – Yearly Total - 22

JAN	FEB	MAR	APR	MAY	JUN	JUL	AUG	SEP	OCT	NOV	DEC
2	3	2	3	1	0	3	3	1	1	2	1

Number of Offenders Sentenced per Month in Calendar Year 2023 – Total - 22

JAN	FEB	MAR	APR	MAY	JUN	JUL	AUG	SEP	OCT	NOV	DEC
2	3	2	3	1	0	3	3	1	1	2	1

\$39,699.87 total expenditures in FY23

MAYES STATISTICS

The supervision type in this area is DOC Probation and Parole.

Qualifying Offenders per Month per Assessment – Yearly Total - 54

JAN	FEB	MAR	APR	MAY	JUN	JUL	AUG	SEP	OCT	NOV	DEC
9	6	2	4	8	3	11	4	0	5	1	1

Number of Offenders Sentenced per Month in Calendar Year 2023 – Total - 12

JAN	FEB	MAR	APR	MAY	JUN	JUL	AUG	SEP	OCT	NOV	DEC
3	1	2	2	1	1	0	1	0	0	1	0

\$6,236.57 total expenditures in FY23

MUSKOGEE STATISTICS

The supervision type in this area is Private.

Qualifying Offenders per Month per Assessment – Yearly Total - 25

JAN	FEB	MAR	APR	MAY	JUN	JUL	AUG	SEP	OCT	NOV	DEC
3	0	1	0	2	4	3	0	5	5	1	1

Number of Offenders Sentenced per Month in Calendar Year 2023 – Total - 45

JAN	FEB	MAR	APR	MAY	JUN	JUL	AUG	SEP	OCT	NOV	DEC
6	2	3	4	3	5	5	0	9	5	2	1

\$18,780.74 total expenditures in FY23

NOWATA/WASHINGTON STATISTICS

The supervision type in this area is DOC Probation and Parole.

Qualifying Offenders per Month per Assessment – Yearly Total - 31

JAN	FEB	MAR	APR	MAY	JUN	JUL	AUG	SEP	OCT	NOV	DEC
2	6	3	2	1	4	0	5	2	5	1	0

Number of Offenders Sentenced per Month in Calendar Year 2023 – Total - 16

JAN	FEB	MAR	APR	MAY	JUN	JUL	AUG	SEP	OCT	NOV	DEC
0	2	3	1	0	1	0	1	5	2	0	1

\$136,841.25 total expenditures in FY23

OKLAHOMA STATISTICS

The supervision type in this area is Private.

Qualifying Offenders per Month per Assessment – Yearly Total - 2544

JAN	FEB	MAR	APR	MAY	JUN	JUL	AUG	SEP	OCT	NOV	DEC
204	202	257	229	264	225	225	273	185	137	184	159

Number of Offenders Sentenced per Month in Calendar Year 2023 – Total - 427

JAN	FEB	MAR	APR	MAY	JUN	JUL	AUG	SEP	OCT	NOV	DEC
34	40	46	34	25	31	38	53	37	34	23	32

\$476,979.05 total expenditures in FY23

OSAGE STATISTICS

The supervision type in this area is Private.

Qualifying Offenders per Month per Assessment – Yearly Total - 28

JAN	FEB	MAR	APR	MAY	JUN	JUL	AUG	SEP	OCT	NOV	DEC
4	1	4	3	0	1	1	2	3	2	4	3

Number of Offenders Sentenced per Month in Calendar Year 2023 – Total - 28

JAN	FEB	MAR	APR	MAY	JUN	JUL	AUG	SEP	OCT	NOV	DEC
4	1	4	3	0	1	1	2	3	2	4	3

\$36,241.27 total expenditures in FY23

OTTAWA STATISTICS

The supervision type in this area is DOC Probation & Parole.

Qualifying Offenders per Month per Assessment – Yearly Total - 3

JAN	FEB	MAR	APR	MAY	JUN	JUL	AUG	SEP	OCT	NOV	DEC
0	0	0	0	1	0	0	0	0	0	2	0

Number of Offenders Sentenced per Month in Calendar Year 2023 – Total - 3

JAN	FEB	MAR	APR	MAY	JUN	JUL	AUG	SEP	OCT	NOV	DEC
0	0	0	0	1	0	0	0	0	0	2	0

\$5,214.33 total expenditures in FY23

PAWNEE STATISTICS

The supervision type in this area is Private.

Qualifying Offenders per Month per Assessment – Yearly Total - 10

JAN	FEB	MAR	APR	MAY	JUN	JUL	AUG	SEP	OCT	NOV	DEC
3	1	2	0	1	0	0	0	1	1	1	0

Number of Offenders Sentenced per Month in Calendar Year 2023 – Total - 10

JAN	FEB	MAR	APR	MAY	JUN	JUL	AUG	SEP	OCT	NOV	DEC
3	1	2	0	1	0	0	0	1	1	1	0

\$8,664.02 total expenditures in FY23

PITTSBURG STATISTICS

The supervision type in this area is DOC Probation & Parole.

Qualifying Offenders per Month per Assessment – Yearly Total - 16

JAN	FEB	MAR	APR	MAY	JUN	JUL	AUG	SEP	OCT	NOV	DEC
0	2	2	1	1	4	0	0	4	0	0	2

Number of Offenders Sentenced per Month in Calendar Year 2023 – Total - 9

JAN	FEB	MAR	APR	MAY	JUN	JUL	AUG	SEP	OCT	NOV	DEC
0	1	1	1	1	3	0	0	2	0	0	0

\$24,314.82 total expenditures in FY23

ROGERS STATISTICS

The supervision type in this area is DOC Probation and Parole.

Qualifying Offenders per Month per Assessment – Yearly Total - 115

JAN	FEB	MAR	APR	MAY	JUN	JUL	AUG	SEP	OCT	NOV	DEC
11	10	8	9	5	17	13	11	9	11	11	0

Number of Offenders Sentenced per Month in Calendar Year 2023 – Total - 22

JAN	FEB	MAR	APR	MAY	JUN	JUL	AUG	SEP	OCT	NOV	DEC
0	0	2	1	0	5	0	2	4	6	1	1

\$4,764.79 total expenditures in FY23

SEQUOYAH STATISTICS

The supervision type in this area is Private.

Qualifying Offenders per Month per Assessment – Yearly Total - 47

JAN	FEB	MAR	APR	MAY	JUN	JUL	AUG	SEP	OCT	NOV	DEC
6	4	1	9	5	2	2	7	4	2	4	1

Number of Offenders Sentenced per Month in Calendar Year 2023 – Total - 47

JAN	FEB	MAR	APR	MAY	JUN	JUL	AUG	SEP	OCT	NOV	DEC
6	4	1	9	5	2	2	7	4	2	4	1

\$51,825.14 total expenditures in FY23

TILLMAN STATISTICS

The supervision type in this area is Private.

Qualifying Offenders per Month per Assessment – Yearly Total - 3

JAN	FEB	MAR	APR	MAY	JUN	JUL	AUG	SEP	OCT	NOV	DEC
0	1	0	0	1	0	0	1	0	0	0	0

Number of Offenders Sentenced per Month in Calendar Year 2023 – Total - 2

JAN	FEB	MAR	APR	MAY	JUN	JUL	AUG	SEP	OCT	NOV	DEC
0	0	0	0	0	1	0	1	0	0	0	0

\$6,720.24 total expenditures in FY23

TULSA STATISTICS

The supervision type in this area is DOC Probation & Parole.

Qualifying Offenders per Month per Assessment – Yearly Total - 963

JAN	FEB	MAR	APR	MAY	JUN	JUL	AUG	SEP	OCT	NOV	DEC
66	81	70	63	144	96	85	102	79	48	68	61

Number of Offenders Sentenced per Month in Calendar Year 2023 – Total - 350

JAN	FEB	MAR	APR	MAY	JUN	JUL	AUG	SEP	OCT	NOV	DEC
17	29	27	24	32	34	34	37	24	39	35	18

\$265,397.24 total expenditures in FY23

WAGONER STATISTICS

The supervision type in this area is Private.

Qualifying Offenders per Month per Assessment – Yearly Total - 37

JAN	FEB	MAR	APR	MAY	JUN	JUL	AUG	SEP	OCT	NOV	DEC
3	6	4	4	2	6	3	2	2	0	5	0

Number of Offenders Sentenced per Month in Calendar Year 2023 – Total - 42

JAN	FEB	MAR	APR	MAY	JUN	JUL	AUG	SEP	OCT	NOV	DEC
3	5	6	5	2	6	4	2	2	0	6	1

\$69,460.07 total expenditures in FY23

SIGNS OF SUCCESS



Haskell/Latimer/LeFlore



Bryan




Oklahoma

SIGNS OF SUCCESS



Comanche/Cotton



Comanche/Cotton



Comanche/Cotton

IN HER OWN WORDS:

Life After Death

On January 10th, 2022 I walked into the court room for my blind plea completely broken. There was absolutely zero life left in me, no self-love, and absolutely no fight left in me. The offer the DA threw at me was twenty years, having to serve the majority of it due to being caught with numerous firearms while committing a felony of possession with intent to sell several years prior to the newest charge of possession with intent to distribute I received in March of 2020.

During that 2 year span from March 2020 until Jan 10th, 2022 my life had gotten completely turned upside down. I thought shooting meth was my solution to not feeling emotions, when in all reality all it did was make me not realize I was feeling them. Aug 20th, 2020 while I was at my best friends house, I was so high that I failed to act on warning signs that were there but didn't register until 2 years later in my head. Just 5 feet behind my back, my best friend wrapped a rope around his neck and jumped off a two-story balcony, crushing his windpipe instantly. I immediately cut him down, and when I was able to make it downstairs to him, his heart was beating but he would not take a breath, nor could I breathe air into his lungs. My best friend died in my arms that night as I waited for the ambulance to arrive. Just 10 minutes before that all happened, I had asked him "Chucky, are you okay?" "No" was the response that came from him. I was so high at the time, that I honestly didn't want to get into that "feelings" conversation we all dread as to why he wasn't "okay", so I just ignored his response.

That is a typical addict reaction to situations like that, we're just there to chill, get high, and kick it. Not chatting about life. As I watched the life go out of his eyes, that moment was the first time I ever had the thought of "I can't take this life anymore. I want to get sober". Granted, I was an addict, so I didn't act on those thoughts, but it was planted in my head that night. The weeks after, I continued to get high, resenting myself for what happened that night, for not being able to stop him. Three months pass, and I find myself with a rope in my hand, standing on a bridge searching for a place to tie the rope to. God intervened that following day when I went to court on Nov 20th, 2020. I was arrested in court for not having hired a lawyer and spent 6 months in Kay County jail. During that time I was in suicide watch for over a month due to numerous previous attempts at taking my life.

My son was able to post my bond for me May, 2021 and I thought life was going to be okay after that. I was going to stay sober, and actually saw a light at the end of my 35 year tunnel of darkness that started when I was a child. That lasted until August 30th, 2021. Just three months. I learned on that day that the man I loved and had kept quiet for since my arrest March 2020, the man responsible for me having those charges, struck a deal with the DA against me! Not only did he say he would testify against me for whatever bogus deal he dreamed up, he immediately contacted me when he got out, and I fell back into my addiction again. Harder than before, bigger shots, thicker shots, more shots.

Three months after that, on Thanksgiving Day, 2021, just 2 weeks after my 40th birthday, I get the phone call that my mother, who had been my one and only supporter, had passed away. She had been living with cancer for the past couple years, but due to my struggle with addiction and suicide, she never told me she was sick. Her last words to me were “Marie, please don’t go crazy”. Every ounce of fight I had in me died with that phone call. I literally lost everything that day, from my mother all the way to my own self dignity. So, when I walked into that court room two months after that day, I did not care about myself or my life. I was ready to go to prison. I had given up. I do not even remember what all was said in that court room that day, all I know is I walked out of there and I wasn’t wearing cuffs. I got in the car, and went home that day, still just the dead shell of a girl void of any life inside.

Little did I realize that two people in that court room saw something inside that living dead girl that was me that day. Judge Lee Turner decided to take a chance on me that day for some reason and went against the DA’s recommendation and instead sentenced me to Community Sentencing, Melissa Qualls now being my probation officer agreed to take me on. Little did they know they would be in for the fight of their lives. From the day I got put on Community Sentencing until I left for my first rehab May 4th, 2022 I stayed on my suicidal ridden drug addiction rampage. That whole time, I just wanted to die. The first rehab I got sent to literally saved my life. Granted, I did relapse afterwards, however, it was in this rehab that I was able to go in depth into the WHY of my addiction. I attended trauma classes, grief classes, obtained normal coping skills, and literally retrained myself how to function as a human.


How to feel feelings, distinguish emotions, and how to begin the forgiveness process I was in dire need of myself. When I graduated from that rehab 3 months later in Aug 2022, I had a whole new outlook on life. A newfound love for myself and life. However, I did not change my people, places and things, and quickly relapsed. A couple months later, on Oct 25th, 2022 I found myself on my way back to another, much longer, rehab. My sober date is September 22nd, 2022. Why was I being sent back to rehab a month after my sobriety date, you ask? October 25th, I did a UA which came up positive for several things. Due to my past, I was not believed when I told them I was sober, with the lame excuse “it was the cup!”. I did not take into account my past doings when they ordered me to my second round of rehab, and instead of calmly explaining it to the judge and my PO, I instead reverted back to my “comfort zone”, detached myself from reality, and tried to have a room full of cops shoot me in court. Needless to say, there was no suicide by cop that day, and I got shuffled off to Jesus House in OKC. The first several months I was full of anger for what had happened.

Twelve Steps and 4 months later, I realized everything that happened was because of me and my actions. The Judge and Melissa took a chance on me, a strange felon, and I did nothing but fight them along the way. Since I have stayed sober, my life has vastly improved. I have relationships back with family I haven’t spoken to in decades, I have a beautiful and talented therapist that saw through my walls and had the heart to break them down to get to me. I have a job where my boss always makes sure I’m “okay” and not having a “weak moment”. I live in an Oxford House with 5 other females who are able to understand my past. I have an amazing sponsor who helped show me how to fight against my own worst enemy, my past. I am able to prove to my son through time that I am strong again. I am able to share my story for those of you who also are finding yourself at the end. Please do not give up! You deserve a sober life, and you are more than capable of obtaining one. I mean, look at me! I now see a future for myself, and for the first time in 30 some years I am able to wake up in the morning thanking God for giving me another day to live. It’s your turn now.

Marie Cadle

Sobriety date 09-22-2022

Kay/Noble Community Sentencing Program



**OKLAHOMA
Corrections**

COMMUNITY SENTENCING STAFF

Administrator	Administrative Assistant
Melinda Guilfoyle	Diane Orr
Business Manager	
Alan Cooper	
Local Administrators	Administrative Assistants
Diane Orr , Acting for Oklahoma County	Noemi Roman
Brenda Gayle , Lincoln/Pottawatomie & Creek County	
Christie Kornele , Alfalfa/Major/Woods, Blaine/Garfield/Grant/Kingfisher, Canadian, Kay/Noble	Julia Schrock
Deborah Cox , Cleveland, Comanche/Cotton, Garvin/McClain, Stephens/Jefferson, Tillman	
Donovan Brown , Adair, Cherokee, Delaware, Muskogee, Ottawa, Sequoyah, Wagoner	
Lora Harper , Bryan, Carter/Johnston/Love/Marshall/Murray, Haskell/Latimer/LeFlore, Hughes/Pontotoc/Seminole, Pittsburg	
Rachel Andrews , Craig, Logan/Payne, Nowata/Washington, Pawnee, Osage	Brenda Holmes
Wendi Sullivan , Mayes, Rogers, Tulsa	



**SUCCESS IS NOT FINAL;
FAILURE IS NOT FATAL:
IT IS THE COURAGE TO CONTINUE
THAT COUNTS.**

WINSTON S. CHURCHILL