



OKLAHOMA
Corrections

COMMUNITY

SENTENCING

20

21

Annual Report

THE STATUTORY PURPOSES OF THE OKLAHOMA COMMUNITY SENTENCING ACT, ACCORDING TO 22 O.S. § 988.3 ARE TO:

1. Protect the public;
2. Establish a statewide community sentencing system;
3. Adequately supervise felony offenders punished under a court-ordered community sentence;
4. Provide a continuum of sanctions to the court for eligible felony offenders sentenced to a community sentence within the community sentencing system;
5. Increase the availability of punishment and treatment options to eligible felony offenders;
6. Improve the criminal justice system within this state through public/private partnerships, reciprocal and inter-local governmental agreements, and interagency cooperation and collaboration; and
7. Operate effectively within the allocation of state and local resources for the criminal justice system.

TABLE OF CONTENTS

01	Preface	17	Creek
02	Introduction	18	Delaware
04	Statewide Summary	19	Garvin/McClain
07	Adair	20	Haskell/Latimer/LeFlore
08	Alfalfa/Major/Woods	21	Hughes/Pontotoc/Seminole
09	Blaine/Garfield/Grant/Kingfisher	22	Jefferson/Stephens
10	Bryan	23	Kay/Noble
11	Canadian	24	Lincoln/Pottawatomie
12	Carter/Johnston/Love/Marshall/Murray	25	Logan/Payne
13	Cherokee	26	Mayes
14	Cleveland	27	Muskogee
15	Comanche/Cotton	28	Nowata/Washington
16	Craig	29	Oklahoma

TABLE OF CONTENTS - Continued

- 30** Osage
- 31** Ottawa
- 32** Pittsburg
- 33** Rogers
- 34** Sequoyah
- 35** Tillman
- 36** Tulsa
- 37** Wagoner
- 38** Female Diversion
- 40** Signs of Success
- 43** Community Sentencing Staff

PREFACE

The Community Sentencing Division of the Oklahoma Department of Corrections prepared this 2021 Community Sentencing Act annual report in compliance with the requirements of 22 O.S. § 988.15.13. This report provides an evaluation of the effectiveness of the Oklahoma Community Sentencing Act as it pertains to public safety, performance-based effectiveness in reducing recidivism, utilization by the judiciary, resource allocation, and reduced state and local institutional receptions, if any. Additional information is provided pertaining to statistical data, including, but not limited to, community sentencing participation by county, total number of qualifying and non-qualifying community sentences per month for each local community sentencing system, total number of community sentences ordered per month, program participation and the annual average cost per offender.



INTRODUCTION

The Community Sentencing Act, 22 O.S. § 988.1-24, was established in 1999 to divert prison-bound offenders from incarceration. Community Sentencing became operational in March 2000 with the funding for six pilot planning councils. The goal of the program is to be an effective tool in preventing recidivism by giving eligible offenders the opportunity to redirect their lives by providing effective, needs-based treatment and programs. This cost-effective program, based in the community, is enhanced by the collaboration between the supervising entity, treatment provider, district attorney's office, public defender/attorney and the judge. Participating offenders remain in the community while working to support their families while being held accountable, and receive treatment to address issues such as substance abuse and mental health disorders, which many times, are the caveat to their criminal behavior. This marks the 22nd year this program has been operational, and many community stakeholders continue to be involved by meeting quarterly to discuss the progress of the local system.

Many factors contributed to lower numbers of participants during the year 2021. Many court dockets were delayed due to courthouses being closed for months during the COVID pandemic. There were not as many assessments ordered to determine eligibility due to the lack of court dates, as well. State Question 780, which changed the classification of simple drug possession crimes from felony to misdemeanor also had a significant impact on the participation rate since the majority of offenders in Community Sentencing at one time, were felony drug offenders. This law went into effect on July 1, 2017. The U.S. Supreme Court ruling in the McGirt decision, effected current participants and new intakes, who were no longer eligible to be tried in district courts in the eastern part of Oklahoma. Since Community Sentencing is not the only diversion program available in the state, many times the district attorney determines a specialty court such as drug court or mental health court is appropriate for a particular individual and Community Sentencing is overlooked. Many times, the offender wishes to participate

INTRODUCTION - Continued

in those programs as well, since he or she will not have a conviction upon successful completion. Community Sentencing does not currently have that option. With the return of routine court dockets and added meetings with judges and district attorneys in additional counties, community sentencing participation is on the rise.

The goal for calendar year 2022 is to educate more district attorneys and judges as to the benefit of the Community Sentencing program. It will involve meetings with the above noted parties in the counties which have not utilized the program to its full benefit, as well as engaging in judiciary staff in the inactive counties to ascertain what their questions or concerns may be. The goal is to meet the needs of as many offenders who are facing incarceration as possible, in an effort to permanently divert them from incarceration and show them there is a better way to achieve their goals.



"To encourage positive change in offender behavior by promoting successful re-entry and rehabilitation programs."

STATEWIDE SUMMARY

Currently, there are nine local administrators who guide the system in his or her assigned areas and ensure all participants are receiving the benefit of the resources allotted. There are currently 30 funded planning councils, encompassing 51 counties in the state. Twelve councils are multi-county, while 18 are single-county councils. The system continues to operate by utilizing sanctions and incentives to address the behavior and re-direct the offender as issues arise. Through regular staffings and court dockets, all involved parties are aware of each offender's status and will address violations and/or successful completions of treatment or other requirements.

The Community Sentencing Unit is appropriated an annual budget to utilize during the fiscal year. The statewide operational budget for FY21 was \$2,100,000.00. The total amount expended for FY21 was \$2,090,178.35. Fixed rate contracts for vendors, which include substance abuse services, mental health services, cognitive and behavioral skills programs, offender case management and Level of Service Inventory assessments and reports totaled \$2,016,769.74. The 210 Administrative Fee Account, which is an account maintained by the Department of Corrections, but funded by the collection of administrative fees paid by participants, is also used to pay for services and/or supplies for the planning councils. Any expenditure from this statutorily authorized account must be approved by the planning council wishing to utilize those fees. Each planning council has its own fund to which they contribute, and from which they draw. The Department of Corrections serves as a pass-through conduit with these funds and does not maintain ownership. For FY21, administrative fees collected totaled \$101,780.72 from offenders. Expenditures from this account, statewide, totaled \$46,758.22 leaving a balance for FY 21 of \$994,286.08.

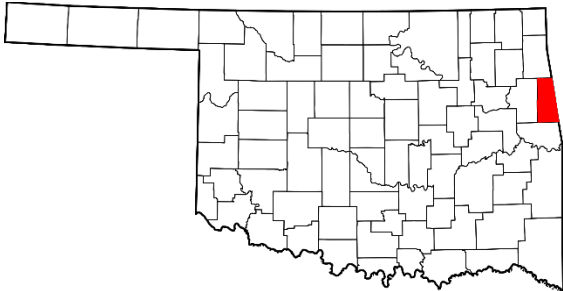
STATEWIDE SUMMARY — Continued

Local Community Sentencing system FY21 expenditures by service category:

- Substance abuse treatment - \$902,889.26
- Mental health treatment - \$182,206.18
- Cognitive - \$7980.00
- Supervision - \$719,156.47
- Assessments - \$70,471.06
- Restrictive housing/jail time - \$25,632.00
- Drug testing and supplies - \$52,833.25
- Other - \$50,167.49

Community Sentencing is a proven investment in public safety, which has been found to reduce recidivism by addressing treatment needs and offering an alternative to prison. The average cost of incarceration is \$72.92 per day in Oklahoma. The average cost per day per offender participating in Community Sentencing is \$3.73 per day, \$111.90 per month and \$1342.80 per year, which is a substantial savings in lieu of incarceration. Sentencing practices statewide reveal a total number of active participants in the Community Sentencing program to be 1593 as of 12/31/2021. The number of offenders sentenced into Community Sentencing for calendar year 2021 was 819. Supervision type statewide is either Department of Corrections Probation and Parole Services or private supervision. There are two assessment tools utilized to determine if an offender is eligible for the Community Sentencing program; the assessments used are the Level of Service Inventory – Revised (LSI-R) and the Ohio Risk Assessment Survey (ORAS). Some vendors utilize only the LSI-R while some only utilize the ORAS. Both determine eligibility into the program. Offenders are supervised for two years unless it is determined there is a continued need for services. If it is determined to be in the best interest of the offender, an additional year may be authorized. Supervision cannot go beyond three continuous years per statute.

ADAIR STATISTICS



The supervision type in this county is private.

Sentencing Practices

Qualifying Offenders per Month per LSI Assessment – Yearly Total - 12

JAN	FEB	MAR	APR	MAY	JUN	JUL	AUG	SEP	OCT	NOV	DEC
0	1	1	2	4	0	0	2	0	1	0	1

Non-qualifying Offenders per Month per LSI Assessment – Yearly Total - 0

JAN	FEB	MAR	APR	MAY	JUN	JUL	AUG	SEP	OCT	NOV	DEC
0	0	0	0	0	0	0	0	0	0	0	0

Number of Offenders Sentenced per Month in Calendar Year 2021 – Total - 12

JAN	FEB	MAR	APR	MAY	JUN	JUL	AUG	SEP	OCT	NOV	DEC
0	1	1	2	4	0	0	2	0	1	0	1

Active Offenders as of End of Calendar Year 2021 - 15

Resource Allocation

\$54,662.40 total expenditures in FY21

Demographics

Female – 5
Male - 10

OFFENSES
Assault – 2
Drugs – 3
Driving Under the Influence – 4
Property – 3
Other - 4

RACE
African American – 0
Asian – 0
Caucasian – 8
Hispanic – 0
Native American – 7
Other - 0

ALFALFA/MAJOR/WOODS STATISTICS



The supervision type in this area is DOC Probation and Parole.

Sentencing Practices

Qualifying Offenders per Month per LSI Assessment – Yearly Total - 4

JAN	FEB	MAR	APR	MAY	JUN	JUL	AUG	SEP	OCT	NOV	DEC
0	0	1	0	0	1	0	0	1	0	1	0

Non-qualifying Offenders per Month per LSI Assessment – Yearly Total - 1

JAN	FEB	MAR	APR	MAY	JUN	JUL	AUG	SEP	OCT	NOV	DEC
0	0	0	0	0	0	0	0	0	1	0	0

Number of Offenders Sentenced per Month in Calendar Year 2021 – Total - 4

JAN	FEB	MAR	APR	MAY	JUN	JUL	AUG	SEP	OCT	NOV	DEC
0	1	0	1	0	0	0	0	0	0	1	1

Active Offenders as of End of Calendar Year 2021 - 9

Resource Allocation

\$2961.69 total expenditures in FY21

Demographics

Female – 1

Male - 8

OFFENSES

Assault – 0

Drugs – 6

Driving Under the Influence – 0

Property – 2

Other - 1

RACE

African American – 0

Asian – 0

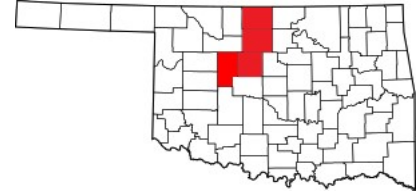
Caucasian – 9

Hispanic – 0

Native American – 0

Other - 0

BLAINE/GARFIELD/GRANT/KINGFISHER STATISTICS



The supervision type in this area is DOC Probation and Parole.

Sentencing Practices

Qualifying Offenders per Month per LSI Assessment – Yearly Total - 3

JAN	FEB	MAR	APR	MAY	JUN	JUL	AUG	SEP	OCT	NOV	DEC
1	0	0	1	0	1	0	0	0	0	0	0

Non-qualifying Offenders per Month per LSI Assessment – Yearly Total - 2

JAN	FEB	MAR	APR	MAY	JUN	JUL	AUG	SEP	OCT	NOV	DEC
1	0	0	0	0	1	0	0	0	0	0	0

Number of Offenders Sentenced per Month in Calendar Year 2021 – Total - 7

JAN	FEB	MAR	APR	MAY	JUN	JUL	AUG	SEP	OCT	NOV	DEC
0	1	1	2	0	0	0	1	1	1	0	0

Active Offenders as of End of Calendar Year 2021 - 21

Resource Allocation

\$15,557.23 total expenditures in FY21

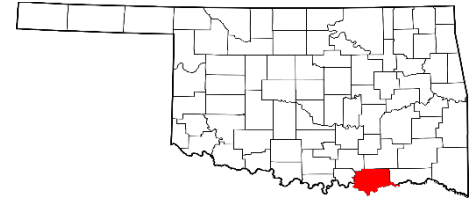
Demographics

Female – 4
Male - 17

OFFENSES
Assault – 4
Drugs – 7
Driving Under the Influence – 0
Property – 3
Other - 7

RACE
African American – 1
Asian – 1
Caucasian – 16
Hispanic – 1
Native American – 2
Other - 0

BRYAN STATISTICS



The supervision type in this area is DOC Probation and Parole.

Sentencing Practices

Qualifying Offenders per Month per LSI Assessment – Yearly Total - 6

JAN	FEB	MAR	APR	MAY	JUN	JUL	AUG	SEP	OCT	NOV	DEC
0	0	0	0	1	0	3	0	1	1	0	

Non-qualifying Offenders per Month per LSI Assessment – Yearly Total - 0

JAN	FEB	MAR	APR	MAY	JUN	JUL	AUG	SEP	OCT	NOV	DEC
0	0	0	0	0	0	0	0	0	0	0	0

Number of Offenders Sentenced per Month in Calendar Year 2021 – Total - 3

JAN	FEB	MAR	APR	MAY	JUN	JUL	AUG	SEP	OCT	NOV	DEC
1	0	0	1	0	0	0	0	0	1	0	0

Active Offenders as of End of Calendar Year 2021 - 6

Resource Allocation

\$2096.10 total expenditures in FY21

Demographics

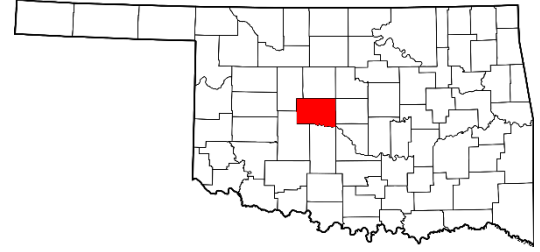
Female – 5
Male - 10

OFFENSES
Assault – 0
Drugs – 6
Driving Under the Influence – 0
Property – 2
Other - 1

RACE
African American – 0
Asian – 0
Caucasian – 9
Hispanic – 0
Native American – 0
Other - 0

CANADIAN STATISTICS

The supervision type in this area is DOC Probation and Parole.



Sentencing Practices

Qualifying Offenders per Month per LSI Assessment – Yearly Total - 20

JAN	FEB	MAR	APR	MAY	JUN	JUL	AUG	SEP	OCT	NOV	DEC
2	0	0	2	2	1	2	3	2	1	5	0

Non-qualifying Offenders per Month per LSI Assessment – Yearly Total - 9

JAN	FEB	MAR	APR	MAY	JUN	JUL	AUG	SEP	OCT	NOV	DEC
1	0	0	0	1	1	0	1	1	2	2	0

Number of Offenders Sentenced per Month in Calendar Year 2021 – Total - 15

JAN	FEB	MAR	APR	MAY	JUN	JUL	AUG	SEP	OCT	NOV	DEC
1	1	3	0	1	1	1	0	0	4	1	2

Active Offenders as of End of Calendar Year 2021 - 20

Resource Allocation

\$18,792.18 total expenditures in FY21

Demographics

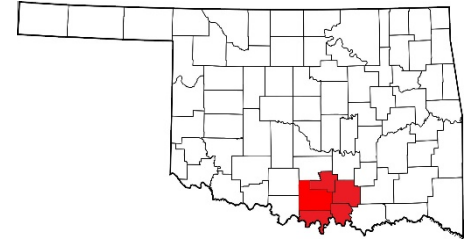
Female – 5
Male - 15

OFFENSES
Assault – 8
Drugs – 0
Driving Under the Influence – 0
Property – 5
Other - 7

RACE
African American – 0
Asian – 0
Caucasian – 16
Hispanic – 0
Native American – 4
Other - 0

CARTER/JOHNSTON/LOVE/MARSHALL/MURRAY

STATISTICS



The supervision type in this area is private.

Sentencing Practices

Qualifying Offenders per Month per LSI Assessment – Yearly Total - 1

JAN	FEB	MAR	APR	MAY	JUN	JUL	AUG	SEP	OCT	NOV	DEC
0	0	0	1	0	0	0	0	0	0	0	0

Non-qualifying Offenders per Month per LSI Assessment – Yearly Total - 0

JAN	FEB	MAR	APR	MAY	JUN	JUL	AUG	SEP	OCT	NOV	DEC
0	0	0	0	0	0	0	0	0	0	0	0

Number of Offenders Sentenced per Month in Calendar Year 2021 – Total - 1

JAN	FEB	MAR	APR	MAY	JUN	JUL	AUG	SEP	OCT	NOV	DEC
0	0	0	0	0	0	0	0	0	0	0	1

Active Offenders as of End of Calendar Year 2021 - 1

Resource Allocation

\$2886.29 total expenditures in FY21

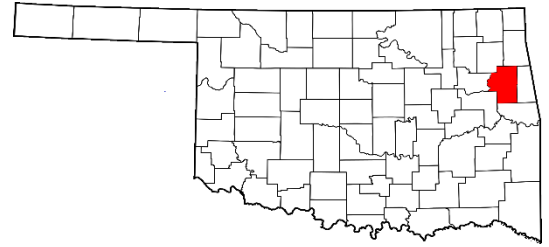
Demographics

Female – 1
Male - 0

OFFENSES
Assault – 0
Drugs – 1
Driving Under the Influence – 0
Property – 0
Other - 0

RACE
African American – 0
Asian – 0
Caucasian – 1
Hispanic – 0
Native American – 0
Other - 0

CHEROKEE STATISTICS



The supervision type in this area was private and is now DOC Probation and Parole.

Sentencing Practices

Qualifying Offenders per Month per LSI Assessment – Yearly Total - 7

JAN	FEB	MAR	APR	MAY	JUN	JUL	AUG	SEP	OCT	NOV	DEC
0	2	2	0	0	1	0	2	0	0	0	0

Non-qualifying Offenders per Month per LSI Assessment – Yearly Total - 0

JAN	FEB	MAR	APR	MAY	JUN	JUL	AUG	SEP	OCT	NOV	DEC
0	0	0	0	0	0	0	0	0	0	0	0

Number of Offenders Sentenced per Month in Calendar Year 2021 – Total - 7

JAN	FEB	MAR	APR	MAY	JUN	JUL	AUG	SEP	OCT	NOV	DEC
0	2	2	0	0	1	0	2	0	0	0	0

Active Offenders as of End of Calendar Year 2021 - 15

Resource Allocation

\$50,881.58 total expenditures in FY21

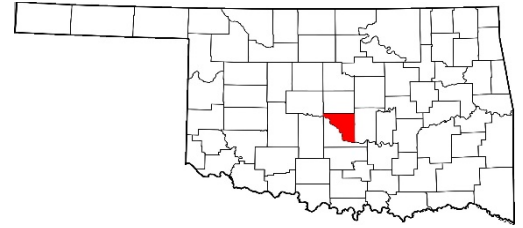
Demographics

Female – 4
Male - 11

OFFENSES
Assault – 2
Drugs – 3
Driving Under the Influence – 7
Property – 1
Other - 2

RACE
African American – 2
Asian – 0
Caucasian – 8
Hispanic – 1
Native American – 4
Other - 0

CLEVELAND STATISTICS



The supervision type in this area is private.

Sentencing Practices

Qualifying Offenders per Month per LSI Assessment – Yearly Total - 72

JAN	FEB	MAR	APR	MAY	JUN	JUL	AUG	SEP	OCT	NOV	DEC
9	2	8	13	7	5	1	11	4	6	4	2

Non-qualifying Offenders per Month per LSI Assessment – Yearly Total - 9

JAN	FEB	MAR	APR	MAY	JUN	JUL	AUG	SEP	OCT	NOV	DEC
0	1	0	0	0	3	2	2	1	0	0	0

Number of Offenders Sentenced per Month in Calendar Year 2021 – Total - 55

JAN	FEB	MAR	APR	MAY	JUN	JUL	AUG	SEP	OCT	NOV	DEC
10	7	7	7	5	1	7	4	2	1	1	3

Active Offenders as of End of Calendar Year 2021 - 97

Resource Allocation

\$120,055.76 total expenditures in FY21

Demographics

Female – 20

Male - 77

OFFENSES

Assault – 19

Drugs – 8

Driving Under the Influence – 29

Property – 23

Other - 18

RACE

African American – 15

Asian – 0

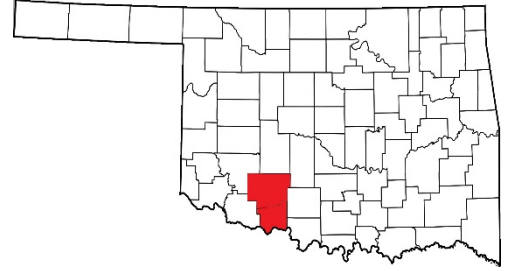
Caucasian – 59

Hispanic – 13

Native American – 10

Other - 0

COMANCHE/COTTON STATISTICS



The supervision type in this area is private and DOC Probation and Parole.

Sentencing Practices

Qualifying Offenders per Month per LSI Assessment – Yearly Total - 109

JAN	FEB	MAR	APR	MAY	JUN	JUL	AUG	SEP	OCT	NOV	DEC
3	3	9	13	15	10	7	12	11	11	14	1

Non-qualifying Offenders per Month per LSI Assessment – Yearly Total - 13

JAN	FEB	MAR	APR	MAY	JUN	JUL	AUG	SEP	OCT	NOV	DEC
0	0	1	1	2	0	0	2	1	3	3	0

Number of Offenders Sentenced per Month in Calendar Year 2021 – Total - 51

JAN	FEB	MAR	APR	MAY	JUN	JUL	AUG	SEP	OCT	NOV	DEC
3	2	6	5	7	2	5	7	6	2	3	3

Active Offenders as of End of Calendar Year 2021 - 77

Resource Allocation

\$87,111.09 total expenditures in FY21

Demographics

Female – 25

Male - 52

OFFENSES

Assault – 3

Drugs –24

Driving Under the Influence – 19

Property – 10

Other - 21

RACE

African American – 22

Asian – 1

Caucasian – 31

Hispanic – 8

Native American – 15

Other - 0

CRAIG STATISTICS



The supervision type in this area is private.

Sentencing Practices

Qualifying Offenders per Month per LSI Assessment – Yearly Total - 0

JAN	FEB	MAR	APR	MAY	JUN	JUL	AUG	SEP	OCT	NOV	DEC
0	0	0	0	0	0	0	0	0	0	0	0

Non-qualifying Offenders per Month per LSI Assessment – Yearly Total - 0

JAN	FEB	MAR	APR	MAY	JUN	JUL	AUG	SEP	OCT	NOV	DEC
0	0	0	0	0	0	0	0	0	0	0	0

Number of Offenders Sentenced per Month in Calendar Year 2021 – Total - 5

JAN	FEB	MAR	APR	MAY	JUN	JUL	AUG	SEP	OCT	NOV	DEC
0	0	0	1	1	0	0	1	0	0	0	2

Active Offenders as of End of Calendar Year 2021 - 9

Resource Allocation

\$31,796.53 total expenditures in FY21

Demographics

Female – 4
Male - 5

OFFENSES
Assault – 1
Drugs –1
Driving Under the Influence – 3
Property – 3
Other - 1

RACE
African American – 0
Asian – 0
Caucasian – 9
Hispanic – 0
Native American – 0
Other - 0

CREEK STATISTICS



The supervision type in this area is private.

Sentencing Practices

Qualifying Offenders per Month per LSI Assessment – Yearly Total - 17

JAN	FEB	MAR	APR	MAY	JUN	JUL	AUG	SEP	OCT	NOV	DEC
0	1	1	1	3	0	3	0	3	1	3	1

Non-qualifying Offenders per Month per LSI Assessment – Yearly Total - 0

JAN	FEB	MAR	APR	MAY	JUN	JUL	AUG	SEP	OCT	NOV	DEC
0	0	0	0	0	0	0	0	0	0	0	0

Number of Offenders Sentenced per Month in Calendar Year 2021 – Total -17

JAN	FEB	MAR	APR	MAY	JUN	JUL	AUG	SEP	OCT	NOV	DEC
0	1	1	1	3	0	3	0	3	1	3	1

Active Offenders as of End of Calendar Year 2021 - 18

Resource Allocation

\$54,995.38 total expenditures in FY21

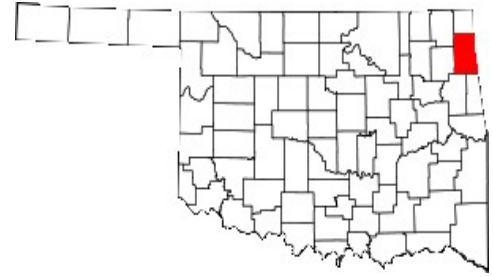
Demographics

Female – 1
Male - 17

RACE
African American – 1
Asian – 0
Caucasian – 16
Hispanic – 1
Native American – 0
Other - 0

OFFENSES
Assault – 1
Drugs –8
Driving Under the Influence – 0
Property – 8
Other - 1

DELAWARE STATISTICS



The supervision type in this area is DOC Probation and Parole.

Sentencing Practices

Qualifying Offenders per Month per LSI Assessment – Yearly Total - 0

JAN	FEB	MAR	APR	MAY	JUN	JUL	AUG	SEP	OCT	NOV	DEC
0	0	0	0	0	0	0	0	0	0	0	0

Non-qualifying Offenders per Month per LSI Assessment – Yearly Total - 0

JAN	FEB	MAR	APR	MAY	JUN	JUL	AUG	SEP	OCT	NOV	DEC
0	0	0	0	0	0	0	0	0	0	0	0

Number of Offenders Sentenced per Month in Calendar Year 2021 – Total -17

JAN	FEB	MAR	APR	MAY	JUN	JUL	AUG	SEP	OCT	NOV	DEC
0	1	0	1	0	0	0	0	2	1	1	0

Active Offenders as of End of Calendar Year 2021 - 14

Resource Allocation

\$41,583.93 total expenditures in FY21

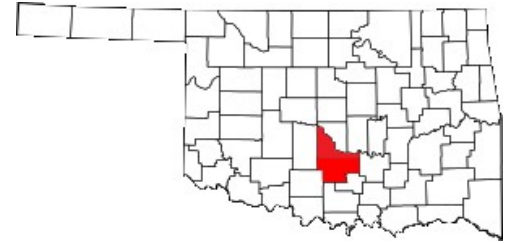
Demographics

Female – 5
Male - 9

OFFENSES
Assault – 3
Drugs –4
Driving Under the Influence – 1
Property – 5
Other - 1

RACE
African American – 0
Asian – 0
Caucasian – 10
Hispanic – 2
Native American – 2
Other - 0

GARVIN/MCCLAIN STATISTICS



The supervision type in this area is private.

Sentencing Practices

Qualifying Offenders per Month per LSI Assessment – Yearly Total - 20

JAN	FEB	MAR	APR	MAY	JUN	JUL	AUG	SEP	OCT	NOV	DEC
0	4	2	1	1	4	2	3	1	0	1	1

Non-qualifying Offenders per Month per LSI Assessment – Yearly Total - 1

JAN	FEB	MAR	APR	MAY	JUN	JUL	AUG	SEP	OCT	NOV	DEC
0	0	0	0	0	0	0	0	1	0	0	0

Number of Offenders Sentenced per Month in Calendar Year 2021 – Total -17

JAN	FEB	MAR	APR	MAY	JUN	JUL	AUG	SEP	OCT	NOV	DEC
1	2	2	1	2	0	3	0	1	1	3	1

Active Offenders as of End of Calendar Year 2021 - 27

Resource Allocation

\$43,689.59 total expenditures in FY21

Demographics

Female – 11
Male - 16

OFFENSES
Assault – 5
Drugs –10
Driving Under the Influence – 2
Property – 4
Other - 6

RACE
African American – 1
Asian – 1
Caucasian – 21
Hispanic – 0
Native American – 4
Other - 0

HASKELL/LATIMER/LEFLORE STATISTICS



The supervision type in this area is private.

Sentencing Practices

Qualifying Offenders per Month per LSI Assessment – Yearly Total - 11

JAN	FEB	MAR	APR	MAY	JUN	JUL	AUG	SEP	OCT	NOV	DEC
1	0	5	0	1	1	1	1	0	1	0	0

Non-qualifying Offenders per Month per LSI Assessment – Yearly Total - 0

JAN	FEB	MAR	APR	MAY	JUN	JUL	AUG	SEP	OCT	NOV	DEC
0	0	0	0	0	0	0	0	0	0	0	0

Number of Offenders Sentenced per Month in Calendar Year 2021 – Total -5

JAN	FEB	MAR	APR	MAY	JUN	JUL	AUG	SEP	OCT	NOV	DEC
1	1	1	0	0	1	0	1	0	0	0	0

Active Offenders as of End of Calendar Year 2021 - 16

Resource Allocation

\$75,886.80 total expenditures in FY21

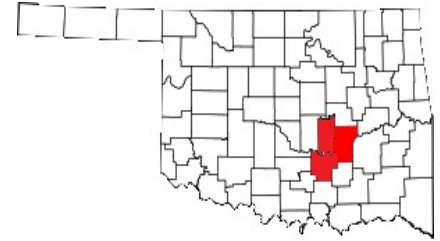
Demographics

Female – 3
Male - 13

OFFENSES
Assault – 4
Drugs –4
Driving Under the Influence – 1
Property – 2
Other - 5

RACE
African American – 0
Asian – 0
Caucasian – 13
Hispanic – 0
Native American – 3
Other - 0

HUGHES/PONTOTOC/SEMINOLE STATISTICS



The supervision type in this area is private.

Sentencing Practices

Qualifying Offenders per Month per LSI Assessment – Yearly Total - 19

JAN	FEB	MAR	APR	MAY	JUN	JUL	AUG	SEP	OCT	NOV	DEC
2	0	0	5	0	6	2	0	0	0	2	2

Non-qualifying Offenders per Month per LSI Assessment – Yearly Total - 0

JAN	FEB	MAR	APR	MAY	JUN	JUL	AUG	SEP	OCT	NOV	DEC
0	0	0	0	0	0	0	0	0	0	0	0

Number of Offenders Sentenced per Month in Calendar Year 2021 – Total -16

JAN	FEB	MAR	APR	MAY	JUN	JUL	AUG	SEP	OCT	NOV	DEC
1	0	1	3	2	0	0	1	1	2	3	2

Active Offenders as of End of Calendar Year 2021 - 19

Resource Allocation

\$36,346.08 total expenditures in FY21

Demographics

Female – 4
Male - 15

OFFENSES
Assault – 5
Drugs –3
Driving Under the Influence – 1
Property – 6
Other - 4

RACE
African American – 0
Asian – 0
Caucasian – 18
Hispanic – 1
Native American – 0
Other - 0

JEFFERSON/STEPHENS STATISTICS



The supervision type in this area is DOC Probation and Parole.

Sentencing Practices

Qualifying Offenders per Month per LSI Assessment – Yearly Total - 1

JAN	FEB	MAR	APR	MAY	JUN	JUL	AUG	SEP	OCT	NOV	DEC
0	0	0	0	0	0	1	0	0	0	0	0

Non-qualifying Offenders per Month per LSI Assessment – Yearly Total - 0

JAN	FEB	MAR	APR	MAY	JUN	JUL	AUG	SEP	OCT	NOV	DEC
0	0	0	0	0	0	0	0	0	0	0	0

Number of Offenders Sentenced per Month in Calendar Year 2021 – Total -1

JAN	FEB	MAR	APR	MAY	JUN	JUL	AUG	SEP	OCT	NOV	DEC
0	0	0	0	0	0	1	0	0	0	0	0

Active Offenders as of End of Calendar Year 2021 - 1

Resource Allocation

\$100.00 total expenditures in FY21

Demographics

Female – 0
Male - 1

RACE
African American – 0
Asian – 0
Caucasian – 1
Hispanic – 0
Native American – 0
Other - 0

OFFENSES
Assault – 0
Drugs –0
Driving Under the Influence – 0
Property – 1
Other - 0

KAY/NOBLE STATISTICS



The supervision type in this area is private.

Sentencing Practices

Qualifying Offenders per Month per LSI Assessment – Yearly Total - 45

JAN	FEB	MAR	APR	MAY	JUN	JUL	AUG	SEP	OCT	NOV	DEC
2	2	3	4	5	1	5	5	8	6	4	0

Non-qualifying Offenders per Month per LSI Assessment – Yearly Total - 17

JAN	FEB	MAR	APR	MAY	JUN	JUL	AUG	SEP	OCT	NOV	DEC
3	1	3	0	0	1	1	2	2	1	3	0

Number of Offenders Sentenced per Month in Calendar Year 2021 – Total -19

JAN	FEB	MAR	APR	MAY	JUN	JUL	AUG	SEP	OCT	NOV	DEC
3	1	1	1	0	2	1	2	5	2	0	1

Active Offenders as of End of Calendar Year 2021 - 36

Resource Allocation

\$88,223.45 total expenditures in FY21

Demographics

Female – 16
Male - 20

RACE
African American – 2
Asian – 1
Caucasian – 24
Hispanic – 0
Native American – 9
Other - 0

OFFENSES
Assault – 6
Drugs –11
Driving Under the Influence – 1
Property – 18
Other - 0

LINCOLN/POTTAWATOMIE STATISTICS



The supervision type in this area is private.

Sentencing Practices

Qualifying Offenders per Month per LSI Assessment – Yearly Total - 50

JAN	FEB	MAR	APR	MAY	JUN	JUL	AUG	SEP	OCT	NOV	DEC
7	0	7	4	5	4	1	3	5	3	5	6

Non-qualifying Offenders per Month per LSI Assessment – Yearly Total - 0

JAN	FEB	MAR	APR	MAY	JUN	JUL	AUG	SEP	OCT	NOV	DEC
0	0	0	0	0	0	0	0	0	0	0	0

Number of Offenders Sentenced per Month in Calendar Year 2021 – Total -34

JAN	FEB	MAR	APR	MAY	JUN	JUL	AUG	SEP	OCT	NOV	DEC
0	1	3	5	3	4	0	4	2	5	3	4

Active Offenders as of End of Calendar Year 2021 - 68

Resource Allocation

\$97,884.72 total expenditures in FY21

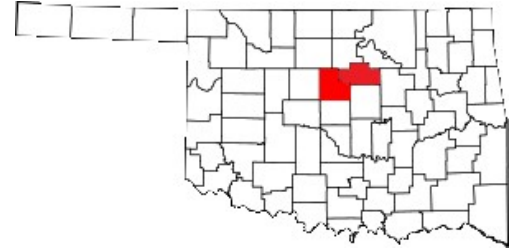
Demographics

Female – 17
Male - 51

OFFENSES
Assault – 3
Drugs –55
Driving Under the Influence – 0
Property – 4
Other - 6

RACE
African American – 3
Asian – 0
Caucasian – 61
Hispanic – 0
Native American – 4
Other - 0

LOGAN/PAYNE STATISTICS



The supervision type in this area is private.

Sentencing Practices

Qualifying Offenders per Month per LSI Assessment – Yearly Total - 29

JAN	FEB	MAR	APR	MAY	JUN	JUL	AUG	SEP	OCT	NOV	DEC
1	1	1	4	0	0	3	7	0	6	2	4

Non-qualifying Offenders per Month per LSI Assessment – Yearly Total - 3

JAN	FEB	MAR	APR	MAY	JUN	JUL	AUG	SEP	OCT	NOV	DEC
0	0	0	1	0	0	0	2	0	0	0	0

Number of Offenders Sentenced per Month in Calendar Year 2021 – Total -19

JAN	FEB	MAR	APR	MAY	JUN	JUL	AUG	SEP	OCT	NOV	DEC
1	1	4	2	2	2	0	0	4	1	1	1

Active Offenders as of End of Calendar Year 2021 - 41

Resource Allocation

\$67,473.62 total expenditures in FY21

Demographics

Female – 17
Male - 24

OFFENSES
Assault – 11
Drugs –15
Driving Under the Influence – 1
Property – 10
Other - 4

RACE
African American – 9
Asian – 0
Caucasian – 24
Hispanic – 1
Native American – 3
Other - 4

MAYES STATISTICS



The supervision type in this area is DOC Probation and Parole.

Sentencing Practices

Qualifying Offenders per Month per LSI Assessment – Yearly Total - 0

JAN	FEB	MAR	APR	MAY	JUN	JUL	AUG	SEP	OCT	NOV	DEC
0	0	0	0	0	0	0	0	0	0	0	0

Non-qualifying Offenders per Month per LSI Assessment – Yearly Total - 0

JAN	FEB	MAR	APR	MAY	JUN	JUL	AUG	SEP	OCT	NOV	DEC
0	0	0	0	0	0	0	0	0	0	0	0

Number of Offenders Sentenced per Month in Calendar Year 2021 – Total -5

JAN	FEB	MAR	APR	MAY	JUN	JUL	AUG	SEP	OCT	NOV	DEC
0	0	2	0	0	1	0	0	1	1	0	0

Active Offenders as of End of Calendar Year 2021 - 21

Resource Allocation

\$11,968.04 total expenditures in FY21

Demographics

Female – 11
Male - 10

OFFENSES
Assault – 2
Drugs –8
Driving Under the Influence – 4
Property – 2
Other - 5

RACE
African American – 0
Asian – 0
Caucasian – 16
Hispanic – 0
Native American – 5
Other - 0

MUSKOGEE STATISTICS



The supervision type in this area is private.

Sentencing Practices

Qualifying Offenders per Month per LSI Assessment – Yearly Total - 18

JAN	FEB	MAR	APR	MAY	JUN	JUL	AUG	SEP	OCT	NOV	DEC
2	3	1	2	1	0	1	0	4	1	0	3

Non-qualifying Offenders per Month per LSI Assessment – Yearly Total - 0

JAN	FEB	MAR	APR	MAY	JUN	JUL	AUG	SEP	OCT	NOV	DEC
0	0	0	0	0	0	0	0	0	0	0	0

Number of Offenders Sentenced per Month in Calendar Year 2021 – Total -18

JAN	FEB	MAR	APR	MAY	JUN	JUL	AUG	SEP	OCT	NOV	DEC
2	3	1	2	1	0	1	0	4	1	0	3

Active Offenders as of End of Calendar Year 2021 - 29

Resource Allocation

\$42,800.00 total expenditures in FY21

Demographics

Female – 13
Male - 16

OFFENSES
Assault – 8
Drugs –4
Driving Under the Influence – 5
Property – 5
Other - 7

RACE
African American – 6
Asian – 0
Caucasian – 20
Hispanic – 1
Native American – 2
Other - 0

NOWATA/WASHINGTON STATISTICS



The supervision type in this area is private.

Sentencing Practices

Qualifying Offenders per Month per LSI Assessment – Yearly Total - 35

JAN	FEB	MAR	APR	MAY	JUN	JUL	AUG	SEP	OCT	NOV	DEC
6	1	1	4	3	0	0	3	1	9	4	3

Non-qualifying Offenders per Month per LSI Assessment – Yearly Total - 11

JAN	FEB	MAR	APR	MAY	JUN	JUL	AUG	SEP	OCT	NOV	DEC
0	0	0	1	2	1	2	1	0	2	1	1

Number of Offenders Sentenced per Month in Calendar Year 2021 – Total -15

JAN	FEB	MAR	APR	MAY	JUN	JUL	AUG	SEP	OCT	NOV	DEC
0	2	2	2	2	0	1	1	2	0	1	2

Active Offenders as of End of Calendar Year 2021 - 64

Resource Allocation

\$129,237.68 total expenditures in FY21

Demographics

Female – 24
Male - 40

OFFENSES
Assault – 11
Drugs –8
Driving Under the Influence – 10
Property – 20
Other - 15

RACE
African American – 4
Asian – 0
Caucasian – 43
Hispanic – 3
Native American – 10
Other - 4

OKLAHOMA STATISTICS



The supervision type in this area is private.

Sentencing Practices

Qualifying Offenders per Month per LSI Assessment – Yearly Total - 1121

JAN	FEB	MAR	APR	MAY	JUN	JUL	AUG	SEP	OCT	NOV	DEC
82	79	68	102	100	116	135	114	144	132	23	26

Non-qualifying Offenders per Month per LSI Assessment – Yearly Total - 0

JAN	FEB	MAR	APR	MAY	JUN	JUL	AUG	SEP	OCT	NOV	DEC
0	0	0	0	0	0	0	0	0	0	0	0

Number of Offenders Sentenced per Month in Calendar Year 2021 – Total -213

JAN	FEB	MAR	APR	MAY	JUN	JUL	AUG	SEP	OCT	NOV	DEC
12	8	16	6	14	21	20	21	32	18	22	23

Active Offenders as of End of Calendar Year 2021 - 275

Resource Allocation

\$365,882.78 total expenditures in FY21

Demographics

Female – 74
Male - 201

OFFENSES
Assault – 63
Drugs –61
Driving Under the Influence – 35
Property – 49
Other - 67

RACE
African American – 119
Asian – 1
Caucasian – 117
Hispanic – 23
Native American – 15
Other - 0

OSAGE STATISTICS



The supervision type in this area is private.

Sentencing Practices

Qualifying Offenders per Month per LSI Assessment – Yearly Total - 12

JAN	FEB	MAR	APR	MAY	JUN	JUL	AUG	SEP	OCT	NOV	DEC
0	0	0	0	1	0	1	1	1	3	5	0

Non-qualifying Offenders per Month per LSI Assessment – Yearly Total - 1

JAN	FEB	MAR	APR	MAY	JUN	JUL	AUG	SEP	OCT	NOV	DEC
0	0	0	0	0	0	0	0	0	1	0	0

Number of Offenders Sentenced per Month in Calendar Year 2021 – Total -7

JAN	FEB	MAR	APR	MAY	JUN	JUL	AUG	SEP	OCT	NOV	DEC
0	0	0	1	0	0	2	1	0	1	0	2

Active Offenders as of End of Calendar Year 2021 - 34

Resource Allocation

\$26,543.21 total expenditures in FY21

Demographics

Female – 28

Male - 6

OFFENSES

Assault – 11

Drugs –8

Driving Under the Influence – 10

Property – 20

Other - 15

RACE

African American – 2

Asian – 0

Caucasian – 18

Hispanic – 0

Native American – 9

Other - 5

OTTAWA STATISTICS



The supervision type in this area is DOC Probation and Parole.

Sentencing Practices

Qualifying Offenders per Month per LSI Assessment – Yearly Total - 0

JAN	FEB	MAR	APR	MAY	JUN	JUL	AUG	SEP	OCT	NOV	DEC
0	0	0	0	0	0	0	0	0	0	0	0

Non-qualifying Offenders per Month per LSI Assessment – Yearly Total - 0

JAN	FEB	MAR	APR	MAY	JUN	JUL	AUG	SEP	OCT	NOV	DEC
0	0	0	0	0	0	0	0	0	0	0	0

Number of Offenders Sentenced per Month in Calendar Year 2021 – Total -5

JAN	FEB	MAR	APR	MAY	JUN	JUL	AUG	SEP	OCT	NOV	DEC
0	0	1	0	0	2	0	0	2	0	0	0

Active Offenders as of End of Calendar Year 2021 - 8

Resource Allocation

\$28,047.30 total expenditures for FY21

Demographics

Female – 1
Male - 7

OFFENSES
Assault – 11
Drugs –8
Driving Under the Influence – 10
Property – 20
Other - 15

RACE
African American – 0
Asian – 0
Caucasian – 7
Hispanic – 0
Native American – 1
Other - 0

PITTSBURG STATISTICS



The supervision type in this area is DOC Probation and Parole.

Sentencing Practices

Qualifying Offenders per Month per LSI Assessment – Yearly Total - 32

JAN	FEB	MAR	APR	MAY	JUN	JUL	AUG	SEP	OCT	NOV	DEC
4	1	4	7	1	2	3	1	5	3	1	0

Non-qualifying Offenders per Month per LSI Assessment – Yearly Total - 0

JAN	FEB	MAR	APR	MAY	JUN	JUL	AUG	SEP	OCT	NOV	DEC
0	0	0	0	0	0	0	0	0	0	0	0

Number of Offenders Sentenced per Month in Calendar Year 2021 – Total -11

JAN	FEB	MAR	APR	MAY	JUN	JUL	AUG	SEP	OCT	NOV	DEC
1	1	1	1	0	1	1	0	3	1	1	0

Active Offenders as of End of Calendar Year 2021 - 17

Resource Allocation

\$22,515.31 total expenditures in FY21

Demographics

Female – 3
Male - 14

RACE
African American – 1
Asian – 0
Caucasian – 13
Hispanic – 0
Native American – 3
Other - 0

OFFENSES
Assault – 5
Drugs –4
Driving Under the Influence – 1
Property – 3
Other - 4

ROGERS STATISTICS



The supervision type in this area is DOC Probation and Parole.

Sentencing Practices

Qualifying Offenders per Month per LSI Assessment – Yearly Total - 0

JAN	FEB	MAR	APR	MAY	JUN	JUL	AUG	SEP	OCT	NOV	DEC
0	0	0	0	0	0	0	0	0	0	0	0

Non-qualifying Offenders per Month per LSI Assessment – Yearly Total - 0

JAN	FEB	MAR	APR	MAY	JUN	JUL	AUG	SEP	OCT	NOV	DEC
0	0	0	0	0	0	0	0	0	0	0	0

Number of Offenders Sentenced per Month in Calendar Year 2021 – Total -6

JAN	FEB	MAR	APR	MAY	JUN	JUL	AUG	SEP	OCT	NOV	DEC
1	0	1	1	0	0	0	1	0	2	0	0

Active Offenders as of End of Calendar Year 2021 - 14

Resource Allocation

\$12,183.27 total expenditures in FY21

Demographics

Female – 2
Male - 12

OFFENSES
Assault – 2
Drugs –2
Driving Under the Influence – 4
Property – 2
Other - 4

RACE
African American – 0
Asian – 0
Caucasian – 14
Hispanic – 0
Native American – 0
Other - 0

SEQUOYAH STATISTICS



The supervision type in this area is private.

Sentencing Practices

Qualifying Offenders per Month per LSI Assessment – Yearly Total - 24

JAN	FEB	MAR	APR	MAY	JUN	JUL	AUG	SEP	OCT	NOV	DEC
0	0	6	2	2	0	0	5	3	4	2	0

Non-qualifying Offenders per Month per LSI Assessment – Yearly Total - 0

JAN	FEB	MAR	APR	MAY	JUN	JUL	AUG	SEP	OCT	NOV	DEC
0	0	0	0	0	0	0	0	0	0	0	0

Number of Offenders Sentenced per Month in Calendar Year 2021 – Total -22

JAN	FEB	MAR	APR	MAY	JUN	JUL	AUG	SEP	OCT	NOV	DEC
0	0	5	2	2	0	0	4	3	4	2	0

Active Offenders as of End of Calendar Year 2021 - 52

Resource Allocation

\$55,472.21 total expenditures in FY21

Demographics

Female – 10
Male - 42

OFFENSES
Assault – 8
Drugs – 17
Driving Under the Influence – 3
Property – 1
Other - 23

RACE
African American – 5
Asian – 0
Caucasian – 42
Hispanic – 0
Native American – 5
Other - 0

TILLMAN STATISTICS



The supervision type in this area is private.

Sentencing Practices

Qualifying Offenders per Month per LSI Assessment – Yearly Total - 8

JAN	FEB	MAR	APR	MAY	JUN	JUL	AUG	SEP	OCT	NOV	DEC
1	0	2	0	1	1	1	1	1	0	0	0

Non-qualifying Offenders per Month per LSI Assessment – Yearly Total - 0

JAN	FEB	MAR	APR	MAY	JUN	JUL	AUG	SEP	OCT	NOV	DEC
0	0	0	0	0	0	0	0	0	0	0	0

Number of Offenders Sentenced per Month in Calendar Year 2021 – Total -6

JAN	FEB	MAR	APR	MAY	JUN	JUL	AUG	SEP	OCT	NOV	DEC
0	0	0	1	0	1	0	2	2	0	0	0

Active Offenders as of End of Calendar Year 2021 - 13

Resource Allocation

\$4558.86 total expenditures in FY21

Demographics

Female – 2

Male - 11

OFFENSES

Assault – 6

Drugs –1

Driving Under the Influence – 0

Property – 5

Other - 1

RACE

African American – 0

Asian – 0

Caucasian – 6

Hispanic – 7

Native American – 0

Other - 0

TULSA STATISTICS



The supervision type in this area is private and DOC Probation and Parole.

Sentencing Practices

Qualifying Offenders per Month per ORAS Assessment – Yearly Total - 1780

JAN	FEB	MAR	APR	MAY	JUN	JUL	AUG	SEP	OCT	NOV	DEC
146	92	153	109	118	99	57	161	189	205	226	225

Non-qualifying Offenders per Month per ORAS Assessment – Yearly Total - 0

JAN	FEB	MAR	APR	MAY	JUN	JUL	AUG	SEP	OCT	NOV	DEC
0	0	0	0	0	0	0	0	0	0	0	0

Number of Offenders Sentenced per Month in Calendar Year 2021 – Total -162

JAN	FEB	MAR	APR	MAY	JUN	JUL	AUG	SEP	OCT	NOV	DEC
4	7	13	5	5	6	12	23	24	21	23	19

Active Offenders as of End of Calendar Year 2021 - 430

Resource Allocation

\$362,590.61 total expenditures in FY21

Demographics

Female – 102

Male - 328

OFFENSES

Assault – 58

Drugs – 86

Driving Under the Influence – 24

Property – 218

Other - 44

RACE

African American – 216

Asian – 18

Caucasian – 118

Hispanic – 46

Native American – 32

Other -

WAGONER STATISTICS



The supervision type in this area is private.

Sentencing Practices

Qualifying Offenders per Month per LSI Assessment – Yearly Total - 43

JAN	FEB	MAR	APR	MAY	JUN	JUL	AUG	SEP	OCT	NOV	DEC
3	1	6	3	3	3	4	4	5	5	5	1

Non-qualifying Offenders per Month per LSI Assessment – Yearly Total - 0

JAN	FEB	MAR	APR	MAY	JUN	JUL	AUG	SEP	OCT	NOV	DEC
0	0	0	0	0	0	0	0	0	0	0	0

Number of Offenders Sentenced per Month in Calendar Year 2021 – Total -43

JAN	FEB	MAR	APR	MAY	JUN	JUL	AUG	SEP	OCT	NOV	DEC
3	1	6	3	3	3	4	4	5	5	5	1

Active Offenders as of End of Calendar Year 2021 - 70

Resource Allocation

\$61,355.52 total expenditures in FY21

Demographics

Female – 17
Male - 53

RACE
African American – 8
Asian – 1
Caucasian – 50
Hispanic – 2
Native American – 9
Other - 0

OFFENSES
Assault – 12
Drugs –7
Driving Under the Influence – 15
Property – 19
Other - 17

FEMALE DIVERSION



The Oklahoma Female Diversion Program is a diversion program created in 2009 by the Oklahoma Department of Corrections in response to the overwhelmingly high female incarceration rate in the state of Oklahoma. The program was developed to target female offenders who have been charged mainly with non-violent felony offenses and are facing incarceration. The goal is to provide an alternative to incarceration and ultimately reduce their risk of re-offending by addressing their risk and need factors using a team approach with swift, certain and fair feedback and consequences. Many female offenders face obstacles which are overwhelming and they lack support systems. The Female Diversion Program tries to identify the obstacles and address them head-on. Females with prevailing substance abuse and mental health issues make up the majority of participants. A treatment team consisting of the probation officer, treatment provider, assistant district attorney, the assistant public defender and the assigned judge, meet twice a month to discuss each participant and her issues experienced and/or accomplishments made. The team works together to determine the most appropriate plan of action to benefit the participant.

A treatment plan is developed upon entry into the program and court meetings in front of the judge occur monthly. Outcomes are geared toward increasing efficiency and cost-effectiveness, as well as decreasing recidivism. Thanks to a federal grant, the Swift, Certain and Fair 17, as well as additional funding from Community Sentencing, the cost to the participant is zero. There is money to pay for out-patient and in-patient substance abuse treatment, mental health treatment, case management, individual and group therapy, family therapy, child therapy, peer services, general wellness, medical detoxification, drug testing, and education. Based on the treatment plan, it is determined what type of treatment is needed, how often attendance is required and how many drug tests are performed. Services provided address basic needs, trauma, domestic violence, addiction and mental health issues all which play a vital role in their sobriety and success in the community. The number one goal is to empower, provide

the necessary tools to women in a structured environment, promote sobriety and self-confidence in order to become productive, law abiding citizens and give their best to the community. There is no assessment score required for participation in Female Diversion.

The original awarded amount for SCF 17 was \$600,000.00. During FY21, the amount expended was \$164,494.44 which included treatment services for the participants, salary for the local administrator assigned to female diversion and the research and planning group at the University of Oklahoma, which is a requirement of the grant. Expenditures from Community Sentencing budget totaled \$29,770.86 for Oklahoma County and \$14,332.32 for Tulsa County for FY21.

At the end of December 2021, there were 48 active participants in the Female Diversion Program. In calendar year 2021, there have been 15 graduates of the program, 5 in Tulsa County and 10 in Oklahoma County. The following information is current demographic data pertaining to participants in female diversion for calendar year 2021:

RACE	TULSA COUNTY: 14	OKLAHOMA COUNTY: 34	TOTAL: 48
African American:	6	15	21
Hispanic:	2	1	3
Caucasian:	4	11	15
Native American:	0	1	1
Other:	0	1	1
Not Reported:	2	5	7
OFFENSES			
Assault:	4	4	8
Drugs:	0	9	9
DUI:	0	3	3
Property:	6	7	13
Other:	4	11	15
RISK LEVELS:			
High:	7	1	8
Moderate:	5	18	23
Low:	0	11	11
Unassigned:	2	4	6

SIGNS OF SUCCESS

COMMUNITY SENTENCING GRADUATIONS

Canadian County



Comanche/Cotton



Oklahoma County



Garvin/McClain



Tillman County



Stephens County



Oklahoma County



Comanche/Cotton



Canadian County



Oklahoma County



Oklahoma County



Comanche/Cotton





OKLAHOMA Corrections

COMMUNITY SENTENCING STAFF

Administrator	Administrative Assistant
Melinda Guilfoyle	Diane Orr
Business Manager	Accountant III
Alan Cooper	Nancy Joyce
Local Administrators	Administrative Assistants
Arneice Upchurch , Oklahoma County	Vacant
Brenda Gayle , Lincoln/Pottawatomie & Creek County	
Christie Kornele , Alfalfa/Major/Woods, Blaine/Garfield/Grant/Kingfisher, Canadian, Kay/Noble	Julia Schrock
Deborah Cox , Cleveland, Comanche/Cotton, Garvin/McClain, Stephens/Jefferson, Tillman	
Donovan Brown , Adair, Cherokee, Muskogee, Sequoyah, Wagoner	
Lora Harper , Bryan, Carter/Johnston/Love/Marshall/Murray, Haskell/Latimer/LeFlore, Hughes/Pontotoc/Seminole, Pittsburg	
Rachel Andrews , Logan/Payne, Nowata/Washington, Osage	Brenda Holmes
Wendi Sullivan , Craig, Delaware, Mayes, Ottawa, Rogers, Tulsa	
Marquecia Rice , Female Diversion Oklahoma County and Tulsa County	Betty Flint

