

# Crime in Oklahoma

2015



Oklahoma State Bureau of Investigation  
Office of Criminal Justice Statistics

**State of Oklahoma**

Mary Fallin, Governor

**Oklahoma State Bureau of Investigation**

Stan Florence, Director

Charles D. Curtis, Deputy Director



**Information Services Division**

Bryan Rizzi, Division Director

**Data Collection and Reporting Section**

Anne Simons, Section Supervisor

**Office of Criminal Justice Statistics**

Angie Baker, Research Director

**2015**

This publication is issued by the Oklahoma State Bureau of Investigation under the authority of Director Stan Florence. Copies have been deposited with the Publications Clearinghouse of the Oklahoma Department of Libraries.

This report has been prepared by the Office of Criminal Justice Statistics. Crime data for this report were provided by the Field Services Unit, Information Services Division. Research staff would like to thank the following individuals for their assistance and support in creating this report.

|                                       |                     |
|---------------------------------------|---------------------|
| Section Supervisor                    | Anne Simons         |
| Field Services Unit                   | Talia Casey         |
|                                       | Jacquelyn Cruise    |
|                                       | Derrie Fox          |
|                                       | Annie Gilbreath     |
|                                       | Aaron Gray          |
|                                       | Lenedia Hendricks   |
|                                       | Ryan Weber          |
|                                       | Anita Wood          |
|                                       | Angie Baker         |
|                                       | John Flores-Hidones |
| Research Director                     | Nikki Lofftus       |
|                                       | Meredith Mouser     |
| Office of Criminal Justice Statistics | Ben Gherezgiher     |
| OMES Law Enforcement Director         | Jack Keisorn        |
| OMES Staff                            | Jebessa Mosisa      |

The Oklahoma State Bureau of Investigation would also like to thank the 333 law enforcement agencies who contributed data to the Uniform Crime Reporting Program by using the Summary Reporting System or the State Incident-Based Reporting System.

## Table of Contents

| <b>Contents</b>                                   | <b>Page Number</b> |
|---|--------------------|
| OSBI Commission .....                             | VI                 |
| Introduction.....                                 | VIII               |
| Legislative Mandate.....                          | X                  |
| Reporting and Collection Procedures .....         | XI                 |
| Classification of UCR Offenses.....               | XII                |
| Index Crime Summary .....                         | 1-1                |
| Index Crime .....                                 | 2-1                |
| Index Crime Offenses .....                        | 2-2                |
| Murder.....                                       | 2-5                |
| Rape .....  | 2-9                |
| Robbery.....                                      | 2-10               |
| Aggravated Assault.....                           | 2-12               |
| Burglary .....                                    | 2-14               |
| Larceny .....                                     | 2-17               |
| Motor Vehicle Theft .....                         | 2-20               |
| Arson.....  | 2-21               |
| Property Stolen and Recovered.....                | 3-1                |
| Arrest and Clearance Data .....                   | 4-1                |
| Arrest and Clearance Data .....                   | 4-2                |
| Overview of Juvenile Arrests.....                 | 4-3                |
| Overview of Adult Arrests.....                    | 4-9                |
| County Arrests by Category 2015.....              | 4-15               |
| Law Enforcement Officers Killed or Assaulted..... | 5-1                |
| Officers Killed or Assaulted .....                | 5-2                |
| Law Enforcement Employee Data .....               | 5-6                |
| Domestic Abuse and Hate/Bias Crime.....           | 6-1                |
| Domestic Abuse.....                               | 6-2                |
| Hate/Bias Crimes .....                            | 6-11               |
| Index Crime Offenses by Contributor.....          | 7-1                |
| Contributors .....                                | 7-2                |
| Contributor Participation .....                   | 8-1                |
| History of Program Participation .....            | 8-2                |
| Contributor History.....                          | 8-3                |
| State Incident-Based Reporting System.....        | 9-1                |
| Statement of Regulations .....                    | 10-1               |
| Statement of Policy .....                         | 10-2               |
| Appendix.....                                     | 11-1               |
| Glossary of Terms.....                            | 11-2               |

**Tables****Page Number**

|  |      |
|--|------|
| Table 1. Index Crime Comparisons (2012-2014) .....                       | 1-2  |
| Table 2. Total Violent Crimes Reported (2006-2015).....                  | 1-3  |
| Table 3. Total Non-Violent Crimes Reported (2006-2015).....              | 1-4  |
| Table 4. Index Crime Offenses, by Month (2012-2015) .....                | 2-2  |
| Table 5. Violent Crime, by Month (2012-2015).....                        | 2-3  |
| Table 6. Non-Violent Crime, by Month (2012-2015).....                    | 2-4  |
| Table 7. Murder, by Month (2012-2015).....                               | 2-5  |
| Table 8. Murder, by Day of Week (2012-2015) .....                        | 2-6  |
| Table 9. Murder, by Offense .....  | 2-6  |
| Table 10. Murder, by Age, Sex, and Race (2012-2015) .....                | 2-7  |
| Table 11. Murder, by Victim-Offender Relationship.....                   | 2-8  |
| Table 12. Murder, by Weapon .....  | 2-8  |
| Table 13. Rape, by Month (2012-2015).....                                | 2-9  |
| Table 14. Robbery, by Month (2012-2015) .....                            | 2-10 |
| Table 15. Robbery, by Weapon (2012-2015) .....                           | 2-11 |
| Table 16. Robbery, by Type (2012-2015).....                              | 2-11 |
| Table 17. Aggravated Assault, by Month (2012-2015) .....                 | 2-12 |
| Table 18. Aggravated Assault, by Weapon (2012-2015).....                 | 2-13 |
| Table 19. Burglary, by Month (2012-2015).....                            | 2-14 |
| Table 20. Burglary, by Type (2012-2015) .....                            | 2-15 |
| Table 21. Burglary, by Residence (2012-2015).....                        | 2-15 |
| Table 22. Burglary, by Non-Residence (2012-2015).....                    | 2-15 |
| Table 23. Burglary, by Classification (2012-2015) .....                  | 2-16 |
| Table 24. Larceny, by Month (2012-2015).....                             | 2-17 |
| Table 25. Larceny, by Classification (2012-2015).....                    | 2-18 |
| Table 26. Larceny, by Value (2012-2015).....                             | 2-19 |
| Table 27. Motor Vehicle Theft, by Month (2012-2015).....                 | 2-20 |
| Table 28. Arson, by Classification (2012-2015).....                      | 2-22 |
| Table 29. Property Values, by Type .....                                 | 3-2  |
| Table 30. Value of Property Stolen/Recovered, by Month (2012-2015) ..... | 3-3  |
| Table 31. Index Crimes, Clearance Rates (2012-2015) .....                | 4-2  |
| Table 32. Juvenile Arrests (2006-2015).....                              | 4-2  |
| Table 33. Juvenile Dispositions .....                                    | 4-3  |
| Table 34. Juvenile Arrests, by Offense .....                             | 4-4  |
| Table 35. Adult Arrests (2006-2015).....                                 | 4-9  |
| Table 36. Adult Arrests, by Offense .....                                | 4-10 |
| Table 37. Arrests, by County .....                                       | 4-15 |
| Table 38. Officer Assignment Information (2012-2015).....                | 5-2  |
| Table 39. Officer Assaults, by Activity (2012-2015) .....                | 5-3  |
| Table 40. Officer Assaults, by Time (2012-2015) .....                    | 5-4  |
| Table 41. Officer Assaults, by Weapon (2012-2015) .....                  | 5-5  |
| Table 42. Officer Injuries (2012-2015).....                              | 5-5  |
| Table 43. Full-Time Law Enforcement and Civilian Employees .....         | 5-6  |
| Table 44. Domestic Abuse, by Offense .....                               | 6-2  |
| Table 45. Domestic Abuse, by Time of Day.....                            | 6-3  |
| Table 46. Domestic Abuse, by Day of Week.....                            | 6-4  |
| Table 47. Domestic Abuse, by Month .....                                 | 6-5  |
| Table 48. Domestic Abuse, by County (2012-2015) .....                    | 6-6  |
| Table 49. Hate/Bias, by Offenders.....                                   | 6-11 |

|   |      |
|---|------|
| Table 50. Hate/Bias, by Incident.....                     | 6-12 |
| Table 51. Hate/Bias, by Type .....                        | 6-12 |
| Table 52. Alphabetical Agency Listing .....               | 7-3  |
| Table 53. Index Crimes, by County .....                   | 7-7  |
| Table 54. Contributor History (2012-2015).....            | 8-2  |
| Table 55. Offenses Reported by SIBRS Agencies, 2015 ..... | 9-3  |

|                |                    |
|----------------|--------------------|
| <b>Figures</b> | <b>Page Number</b> |
|----------------|--------------------|

---

|   |     |
|---|-----|
| Figure 1. Domestic Abuse (2006-2015).....             | 6-2 |
| Figure 2. Reported Sex Offenses, by Month.....        | 9-4 |
| Figure 3. Reported Sex Offenses, by Time of Day ..... | 9-4 |

## **OSBI Commission**

The OSBI Commission includes one sheriff, one district attorney, one police chief, and four lay members. Each member is appointed by the Governor and approved by the Oklahoma Senate to serve a seven-year term. The Commission has five statutory responsibilities: to appoint the Director of the OSBI; to hear complaints against the OSBI or any of its employees; to make recommendations to the Director of any needed disciplinary action as a result of any investigation conducted upon a complaint received; to establish general procedures with regard to assisting law enforcement officer and district attorneys; and to establish a program of training for agents. Current Commissioners include:

### **Russell Noble – Chairman, Lay Member**

Russell Noble is the President of the Sea Cattle Company and the Quien Sabe Corporation in Ardmore. Mr. Noble is a Trustee of the Samuel Roberts Noble Foundation. Mr. Noble was originally appointed to the Commission by Governor Frank Keating in 1997. He was re-appointed by Governor Brad Henry in 2004 and again by Governor Mary Fallin in 2011.

### **Mike Boring – Vice-Chairman, District Attorney Member**

James M. (Mike) Boring was elected district attorney for District One in 2003. District One covers Beaver, Cimarron, Harper, and Texas counties. Mr. Boring has been a life-long resident of Texas County, graduating from Guymon High School and Panhandle State University. Mr. Boring earned his Juris Doctorate from Oklahoma City University in 1976, at which time he moved back to Guymon to practice law. Mr. Boring was appointed to the Commission by Governor Mary Fallin in 2013.

### **R.B. Hauf, Sheriff Member**

Sheriff R.B. Hauf is a native of Payne County. He began his service with the Payne County Sheriff's Office in 1989 as a dispatcher/jailer. In 1992, he served as a field deputy and was promoted to sheriff's investigator in 2006. He was elected as sheriff of Payne County in 2008. Since Sheriff Hauf's tenure began, he has been active in many facets of the law enforcement community. He is actively involved with the Oklahoma Sheriffs' Association, and serves as a board member for the County Officers and Deputies Association of Oklahoma. Sheriff Hauf was appointed to the Commission by Governor Mary Fallin in 2015.

### **Keith L. Humphrey, Police Chief Member**

Chief Humphrey has served the citizens of Norman since June 2011. He began his police career with the Fort Worth Police Department and later worked for the Arlington Police Department. In January 2008, he became chief of police for Lancaster, Texas. He serves as a consultant for promotion assessments, and continues to mentor and assist officers preparing for promotional processes. He is a member of several organizations and is an adjunct professor at the Langston University Oklahoma City campus. Mr. Humphrey was appointed to the Commission by Governor Mary Fallin in 2014.

**Rick Stephens, Lay Member**

Rick Stephens brings many years of law enforcement experience to the Commission. At age 18, Mr. Stephens worked as a dispatcher and jailer for the Mayes County Sheriff's Office. A few years later, he took a job as a police officer in Pryor while working his way through college. Mr. Stephens earned his bachelor's degree in criminal justice and worked as an OSBI agent during the 1980s and 1990s. He is one of the four lay members on the OSBI Commission. Mr. Stephens was appointed to the Commission in 2012 by Governor Mary Fallin.

**Jeb Boatman, Lay Member**

Jeb Boatman serves as Senior Counsel for Boeing Defense's Maintenance, Modifications & Upgrades Division, overseeing the legal needs of Boeing's Oklahoma City and San Antonio Sites, the C-17 Sustainment Program, the F-15 Sustainment Program, and Boeing's relationship with Alsalam Aircraft Company in Riyadh, Saudi Arabia. Before joining Boeing, Mr. Boatman worked at McAfee & Taft and as a federal prosecutor in Oklahoma City. From 2003-2004, Mr. Boatman served as a judicial law clerk for the Honorable Deanell Reece Tacha, who was the Chief Judge of the Tenth Circuit Court of Appeals. Boatman received his Juris Doctorate, summa cum laude, from the University Of Oklahoma College of Law. He was appointed to the Commission by Governor Fallin in 2014.

**W. Roger Webb, Lay Member**

Mr. Webb is the president emeritus of the University of Central Oklahoma after holding the position of president from 1997-2011. He was the president of Northeastern State University from 1978-1997 and Oklahoma Commissioner of Public Safety from 1974-1978. He earned a bachelor's degree from Oklahoma State University and his Juris Doctorate from the University of Oklahoma. He is presently Vice Chairman of the Board of Citizens Bank of Edmond. Mr. Webb was appointed to the Commission by Governor Mary Fallin in 2013.



## **Introduction**

### **Background**

The Uniform Crime Reporting Program (UCR) was developed by law enforcement as a tool for operational and administrative purposes. Under the auspices of the International Association of Chiefs of Police (IACP), the UCR Program was developed in 1930. Prior to that date, no comprehensive system of data collection on a national scale existed because criminal statutes varied among states in the use of terminology to define criminal behavior. To overcome this problem, IACP developed standard definitions for crimes. At that time, law enforcement began to collect crime data using standard definitions created by the UCR Program. It was not until the 1960s that funds became available to develop state-level data collection systems. The Oklahoma State Bureau of Investigation assumed the statewide administration of the UCR Program on September 1, 1973. This is the 42<sup>st</sup> annual report – it includes crime data collected in 2015.

### **Crime Factors**

This report includes the most accurate and current crime data available for the State. Data provided in this report are based on offenses known to law enforcement; however, victims do not always report crime to law enforcement. For that reason, the Oklahoma State Bureau of Investigation cautions using these data to make direction comparisons among jurisdictions in the State. When comparing offense and arrest data, please remember crimes relate to events while arrests relate to people. One crime may involve several offenses, multiple offenders, and/or multiple victims. Other crime factors influence the accuracy of crime data across jurisdictions, including:

- Population density and urbanization
- Composition of the population, particularly in reference to age
- Relative stability of population, especially concerning commuting patterns
- Transportation and highways
- Socioeconomic conditions, such as median household income, poverty, and unemployment
- Cultural factors, and educational, recreational, and religious makeup
- Family dynamics and structure
- Climate
- Effective strength of the police
- The administrative and investigative efficiency of the local law enforcement agency
- Policies of the prosecuting officials and the courts
- Public opinion toward crime
- Crime reporting practices of victims and citizens.

## **Objectives**

The fundamental objectives of the Oklahoma UCR Program are:

- (1) Inform the Governor, Legislature, other governmental officials, and the public as to the nature, magnitude, and trends of crime in Oklahoma.
- (2) Provide law enforcement administrators with statistics for administrative and operational use.
- (3) Provide offender demographics in order to find the proper focus for crime prevention and enforcement.
- (4) Provide base data and statistics for research to improve the efficiency, effectiveness, and performance of criminal justice agencies.
- (5) Provide the FBI with complete UCR data to be included in the national publication *Crime in the United States*.

## **Legislative Mandate**

The *Crime in Oklahoma* report includes information provided by law enforcement agencies for known offenses. The Oklahoma Legislature mandated the responsibility and authority for UCR data collection and dissemination to the Oklahoma State Bureau of Investigation. Guidelines established through Title 74 O.S. §150.10 are as follows:

- A. A uniform crime reporting system shall be established by the Oklahoma State Bureau of Investigation. The Director shall have the power and duty, when directed by the Commission, to collect and gather such information from such state agencies as may be prescribed in Section 150.1 et seq. of this title.
- B. The Oklahoma State Bureau of Investigation is hereby designated as the agency which shall collect, gather, assemble, and collate such information as is prescribed by this section.
- C.
  - 1. All state, county, city, and town law enforcement agencies shall submit reports to the Oklahoma State Bureau of Investigation on forms prescribed by the Bureau. The reports shall contain the number and nature of offenses committed within their respective jurisdictions, the disposition of such matters, and such other information as the Bureau may require, respecting information relating to the cause and prevention of crime, recidivism, the rehabilitation of criminals and the proper administration of criminal justice.
  - 2. Any information taken from such information, data, records or reports submitted to the uniform crime reporting system and used to prepare the Uniform Crime Report shall be an open record pursuant to the Oklahoma Open Records Act. Requests for such information shall be submitted to the Bureau.
  - 3. Any request under the Oklahoma Open Records Act for any other information, data, records or reports submitted to the uniform reporting system by the Oklahoma State Bureau of Investigation shall be directed to the Bureau pursuant to Section 24A.20 of Title 51 of the Oklahoma Statutes. Such information, data, records or reports shall be considered investigative records of the Bureau and shall be subject to discovery and disclosure only in compliance with Section 150.5 of this title or other applicable statute.
  - 4. Any request under the Oklahoma Open Records Act for any information, data, records or reports submitted by a law enforcement agency other than the Oklahoma State Bureau of Investigation to the uniform crime reporting system shall be directed to the law enforcement agency submitting the information, data, records or reports to the Bureau unit pursuant to Section 24A.20 of Title 51 of the Oklahoma Statutes. Such information, data, records or reports shall be considered law enforcement records and shall be subject to discovery and disclosure only in compliance with Section 24A.8 of Title 51 of the Oklahoma Statutes or other applicable statute.
- D. Upon receipt of such information the Director shall have such data collated and formulated and shall compile such statistics as the Director may deem necessary in order to present a proper classification and analysis of the volume and nature of crime and the administration of criminal justice within this state.
- E. Refusal or persistent failure of any law enforcement agency to submit reports required by this section may result in discontinued access to Bureau information and assistance.

## **Reporting and Collection Procedures**

Under Title 74 O.S. §150.10, all state, county, city, and town law enforcement agencies are required to submit crime data to the Oklahoma State Bureau of Investigation. Law enforcement agencies report the number of known offenses for the following categories: murder, manslaughter, rape, robbery, assault, burglary, larceny, and motor vehicle theft. Crime counts include “actual offenses known” without regard to (1) whether anyone is arrested for the crime; (2) the stolen property is recovered; (3) the local prosecution policy; and, (4) any other restrictive considerations. Law enforcement agencies also report the number of crimes cleared, either by arrest or exceptional means (a crime solution or clearance recorded when some element beyond law enforcement control precludes the placing of formal charges against the offender). Law enforcement also provides information on stolen property, circumstances surrounding all homicides, and circumstances surrounding officer assaults.

In addition, monthly reports for all persons arrested on all criminal offenses are collected. These reports provide demographic information on each person arrested, with adult and juvenile arrests reported separately. As required by Titles 74 O.S. §150.12B and 21 O.S. §850, UCR offenses reported are also utilized to identify domestic abuse and hate/bias motivation crimes.

### **Verification**

A primary consideration in the collection of criminal statistics in Oklahoma is the uniformity and accuracy of crime data. While the Field Services Unit does provide training and technical assistance to local law enforcement, the accuracy of crime data included in this report cannot be guaranteed. Incident reports uploaded from external records management systems must meet the state's minimum requirements for submission before being accepted into the state repository. Incident reports that are not validated or properly corrected are not included in this report. Throughout the year, field service representatives work with reporting agencies to correct reporting errors. Ongoing communication (phone and personal) with reporting agencies is essential to ensure the accuracy and quality of reporting.

## **Classification of UCR Offenses**

### **Part I Definitions**

Offense data consists of information extracted from reports of Part I offenses that have been submitted by law enforcement agencies in the State of Oklahoma.

1. Criminal homicide - The willful killing of a human being.
2. Rape - The penetration, no matter how slight, of the vagina or anus with any body part or object, or oral penetration by a sex organ of another person, without consent from the victim.
3. Robbery - The forcible taking of the property of another against his/her will by force or fear, including attempts.
4. Aggravated assault - The unlawful attack by one person upon another for the purpose of inflicting severe or aggravated bodily injury, including attempts.
5. Burglary (breaking and entering) - The unlawful or forcible entry of any structure to commit a felony or larceny, including attempts.
6. Larceny (theft) - The unlawful taking of property with intent to deprive another of ownership.
7. Auto theft (or other motor vehicle) – The larceny or attempted larceny of a motor vehicle.
8. Arson – Willful or malicious burning with or without intent to defraud, including attempts.
9. Human trafficking (commercial sex acts) - Inducing a person to take part in commercial sex acts.
10. Human trafficking (involuntary servitude) - Obtaining a person, and subjecting them to involuntary servitude, peonage, debt bondage, or slavery.

### **Part II Definitions**

All other crimes not classified as Part I offenses are classified as Part II offenses. These crimes are only reported when an arrest has been made.

11. Assaults (other, not aggravated) – Assaults or attempted assaults that are simple and minor in nature.
12. Forgery/counterfeiting - Making, altering, uttering, or possessing, or attempts to make, alter, or possess with intent to defraud.
13. Fraud - Fraudulent conversion of another's money or property by false pretenses.

14. Embezzlement - Misappropriation or misapplication of money or property entrusted to one's care, custody, or control.
15. Stolen property – All offenses of buying, receiving, and possessing stolen property, as well as all attempts to commit any of these offenses.
16. Vandalism - Willful or malicious destruction, injury, disfigurement, or defacement of property without consent of the owner or persons having custody or control.
17. Weapons (carrying, possessing, etc.) - All violations of regulations or statutes controlling the carrying, using, possessing, furnishing, and manufacturing of deadly weapons or silencers and all attempts to commit any of the offenses.
18. Prostitution and commercialized vice - Sex offenses of a commercialized nature, such as prostitution, keeping a bawdy house, procuring or transporting women for immoral purposes, and all attempts to commit any of these offenses.
19. Sex offenses (except forcible rape, prostitution, and commercialized vice) - Statutory rape, offenses against chastity, common decency, morals, and the like, including attempts.
20. Drug abuse violations - All arrests for violations of state and local ordinances subdivided into the categories of possession and sale/manufacturing of narcotic drugs.
21. Gambling - Promoting, permitting, or engaging in gambling.
22. Offenses against family and children - Nonsupport, neglect, desertion, or abuse of family and children.
23. Driving under the influence - Driving or operating any motor vehicle while drunk or under the influence of liquor or drugs.
24. Liquor laws - State or local liquor law violations, except “drunkenness” and “driving under the influence.”
25. Drunkenness – Consuming alcoholic beverages to the extent the one's is mentally and physically impaired.
26. Disorderly conduct – Disturbing the public peace.
27. Vagrancy – Prohibiting a person from idling in a place or area (not reported in Oklahoma).
28. All other offenses - All other violations of state and local laws, except traffic violations.

29. Suspicion – Arrested for no specific offense, but released without formal charged filed (not reported in Oklahoma).
30. Curfew and loitering laws – Violations of curfew or loitering laws (applicable only to juveniles).
31. Runaway – Juveniles placed in protective custody as stipulated by local laws.

# I

## Index Crime Summary

---



## Summary Analysis

This section includes trend data for index crimes. Law enforcement agencies reported 125,477 index crimes, representing a 3.8% decrease compared to 2014. Overall, violent crime increased 3.7% while non-violent crime decreased 4.8% in 2015.

Table 1. Index Crime Comparisons (2013-2015)

| Offense Type                   | Year        | Number of Offenses | % Change    |
|--------------------------------|-------------|--------------------|-------------|
| Murder                         | 2015        | 241                | +35.4%      |
|                                | 2014        | 178                | -14.0       |
|                                | 2013        | 207                | -5.5        |
| Rape                           | 2015        | 1,948              | +3.8        |
|                                | 2014        | 1,877              | +6.5        |
|                                | 2013        | 1,762              | +5.2        |
| Robbery                        | 2015        | 2,960              | -2.2        |
|                                | 2014        | 3,028              | -0.8        |
|                                | 2013        | 3,052              | -5.0        |
| Aggravated Assault             | 2015        | 11,324             | +4.8        |
|                                | 2014        | 10,804             | -9.3        |
|                                | 2013        | 11,909             | -9.5        |
| <b>Violent Crime Total</b>     | <b>2015</b> | <b>16,473</b>      | <b>+3.7</b> |
|                                | <b>2014</b> | <b>15,887</b>      | <b>-6.2</b> |
|                                | <b>2013</b> | <b>16,930</b>      | <b>-7.3</b> |
| Burglary                       | 2015        | 27,832             | -5.6        |
|                                | 2014        | 29,470             | -12.2       |
|                                | 2013        | 33,581             | -6.4        |
| Larceny (Theft)                | 2015        | 71,003             | -4.8        |
|                                | 2014        | 74,590             | -8.3        |
|                                | 2013        | 81,357             | -1.1        |
| Auto Theft                     | 2015        | 10,169             | -3.0        |
|                                | 2014        | 10,484             | -5.8        |
|                                | 2013        | 11,131             | -3.7        |
| <b>Non-Violent Crime Total</b> | <b>2015</b> | <b>109,004</b>     | <b>-4.8</b> |
|                                | <b>2014</b> | <b>114,544</b>     | <b>-9.1</b> |
|                                | <b>2013</b> | <b>126,069</b>     | <b>-2.8</b> |
| <b>Index Crime Total*</b>      | <b>2015</b> | <b>125,477</b>     | <b>-3.8</b> |
|                                | <b>2014</b> | <b>130,431</b>     | <b>-8.8</b> |
|                                | <b>2013</b> | <b>142,999</b>     | <b>-3.4</b> |

\*A collection of statistics regarding arson is shown separately and is not reflected in the Index Offense totals in this table.

## Violent Crime in Oklahoma

Reported index crimes continue to decrease. The number of index crimes decreased 14.3% from 2006 to 2015. The number of violent crimes increased 3.7% compared to the 2014 total; however, the number of violent crimes has decreased 7.3% from 2006 to 2015.

Murders reported in 2015 were the highest for the ten year period (2006-2015). The number of murders increased 16.4% from 2006 to 2015. The number of rapes increased 33.5% from 2011 to 2015. The number of robberies has decreased for the seventh consecutive year. Robberies have decreased 5.5% from 2006 to 2015. After reaching a ten-year low in 2014, the number of aggravated assaults increased in 2015; however, the number of aggravated assaults decreased 12.6% from 2006 to 2015.

Table 2. Total Violent Crimes Reported (2006-2015)

| Year | Murder | Rape  | Robbery | Aggravated Assault | Total         |
|------|--------|-------|---------|--------------------|---------------|
| 2006 | 207    | 1,484 | 3,131   | 12,952             | <b>17,774</b> |
| 2007 | 222    | 1,558 | 3,369   | 12,917             | <b>18,066</b> |
| 2008 | 212    | 1,453 | 3,669   | 13,794             | <b>19,128</b> |
| 2009 | 229    | 1,526 | 3,339   | 13,300             | <b>18,394</b> |
| 2010 | 191    | 1,467 | 3,320   | 12,941             | <b>17,919</b> |
| 2011 | 219    | 1,459 | 3,287   | 12,665             | <b>17,630</b> |
| 2012 | 219    | 1,675 | 3,213   | 13,163             | <b>18,270</b> |
| 2013 | 207    | 1,762 | 3,052   | 11,909             | <b>16,930</b> |
| 2014 | 178    | 1,877 | 3,028   | 10,804             | <b>15,887</b> |
| 2015 | 241    | 1,948 | 2,960   | 11,324             | <b>16,473</b> |

## Non-Violent Crime in Oklahoma

Reported non-violent crimes decreased for a third consecutive year. Non-violent crimes decreased 15.3% from 2006 to 2015. The number of burglaries declined 18.8% from 2006 to 2015. Larcenies reported in 2015 were the lowest for the ten year period (2006-2015). The number of larcenies declined 12.4% from 2006 to 2015.

Motor vehicle theft decreased 3.0% compared to the 2014 total, making this the third consecutive year of decline. The number of arsons decreased 37.8% from 2006 to 2015. The value of property stolen in 2015 was \$14,403,725 less than that stolen in 2014. Of the \$201,012,118 worth of property stolen in 2015, 29.6% was recovered.

Table 3. Total Non-Violent Crimes Reported (2006-2015)

| Year | Burglary | Larceny | Motor Vehicle Theft | Arson | Total*         |
|------|----------|---------|---------------------|-------|----------------|
| 2006 | 34,280   | 81,085  | 13,330              | 1,150 | <b>128,695</b> |
| 2007 | 34,120   | 79,989  | 13,460              | 1,041 | <b>127,569</b> |
| 2008 | 34,861   | 78,861  | 10,837              | 1,174 | <b>124,559</b> |
| 2009 | 37,815   | 82,814  | 10,336              | 1,020 | <b>130,965</b> |
| 2010 | 37,358   | 79,741  | 10,076              | 1,011 | <b>127,175</b> |
| 2011 | 36,724   | 79,970  | 11,038              | 991   | <b>127,732</b> |
| 2012 | 35,889   | 82,288  | 11,562              | 1,654 | <b>129,739</b> |
| 2013 | 33,581   | 81,357  | 11,131              | 837   | <b>126,069</b> |
| 2014 | 29,470   | 74,590  | 10,484              | 795   | <b>114,544</b> |
| 2015 | 27,832   | 71,003  | 10,169              | 715   | <b>109,004</b> |

\*Totals do not include arson.

# II

## Index Crime

---

## Index Crime Offenses

### Summary Analysis

Law enforcement agencies reported 125,477 index crimes in 2015. With 11,474 offenses, the highest number of index crimes occurred in July. The lowest number of index crimes occurred in February with 7,946 reported offenses. June had the highest number of violent crimes reported, with 1,677 offenses. The lowest number of violent crimes occurred in February, with 1,040 reported offenses. The highest number of non-violence crimes occurred in July, with 9,923 offenses reported. With 6,906 offenses, lowest number of non-violent crimes occurred in February.

Table 4. Index Crime Offenses, by Month (2013-2015)

| Month        | 2013           | 2014           | 2015           |
|--------------|----------------|----------------|----------------|
| January      | 12,125         | 10,841         | 10,516         |
| February     | 9,917          | 8,588          | 7,946          |
| March        | 11,401         | 9,924          | 9,536          |
| April        | 11,925         | 10,961         | 10,191         |
| May          | 12,306         | 11,708         | 10,689         |
| June         | 12,408         | 11,303         | 11,432         |
| July         | 13,056         | 11,899         | 11,474         |
| August       | 12,949         | 11,602         | 11,331         |
| September    | 12,466         | 11,405         | 10,644         |
| October      | 12,405         | 11,428         | 11,081         |
| November     | 11,078         | 10,129         | 10,239         |
| December     | 10,963         | 10,643         | 10,398         |
| <b>Total</b> | <b>142,999</b> | <b>130,431</b> | <b>125,477</b> |

Table 5. Violent Crime, by Month (2013-2015)

| Month        | 2013          | 2014          | 2015          |
|--------------|---------------|---------------|---------------|
| January      | 1,425         | 1,219         | 1,377         |
| February     | 1,177         | 1,058         | 1,040         |
| March        | 1,368         | 1,242         | 1,237         |
| April        | 1,423         | 1,367         | 1,334         |
| May          | 1,518         | 1,425         | 1,422         |
| June         | 1,504         | 1,423         | 1,677         |
| July         | 1,526         | 1,516         | 1,551         |
| August       | 1,528         | 1,479         | 1,508         |
| September    | 1,505         | 1,338         | 1,446         |
| October      | 1,388         | 1,379         | 1,402         |
| November     | 1,256         | 1,241         | 1,270         |
| December     | 1,312         | 1,200         | 1,209         |
| <b>Total</b> | <b>16,930</b> | <b>15,887</b> | <b>16,473</b> |

Table 6. Non-Violent Crime, by Month (2013-2015)

| Month        | 2013           | 2014           | 2015           |
|--------------|----------------|----------------|----------------|
| January      | 10,700         | 9,622          | 9,139          |
| February     | 8,740          | 7,530          | 6,906          |
| March        | 10,033         | 8,682          | 8,299          |
| April        | 10,502         | 9,594          | 8,857          |
| May          | 10,788         | 10,283         | 9,267          |
| June         | 10,904         | 9,880          | 9,755          |
| July         | 11,530         | 10,383         | 9,923          |
| August       | 11,421         | 10,123         | 9,823          |
| September    | 10,961         | 10,067         | 9,198          |
| October      | 11,017         | 10,049         | 9,679          |
| November     | 9,822          | 8,888          | 8,969          |
| December     | 9,651          | 9,443          | 9,189          |
| <b>Total</b> | <b>126,069</b> | <b>114,544</b> | <b>109,004</b> |

## Murder

**Definition: The unlawful killing of a human being in which the element of malice aforethought was present.**

Any death due to a fight, argument, quarrel, assault, or commission of a crime is included. This index offense, as in all other crime index offenses, is scored by law enforcement officials on the basis of their investigation and does not include the findings of a court or the decision of a prosecutor. Manslaughters, suicides, accidental deaths, and justifiable homicides are excluded from this category. Attempts to kill and assaults to kill are scored as assaults and not as murder.

### Summary Analysis

Law enforcement agencies reported 241 murders in 2015. Murders accounted for 1.5% of all violent crimes and 0.2% of all index crimes reported. Law enforcement cleared 138 murders by arrest or exceptional means, representing a 57.3% clearance rate. Of the 180 persons arrested for murder, 44.4% were white, 51.1% black, 3.3% American Indian, and 1.1% Asian. Law enforcement determined the victim-offender relationship in 183 of the 241 murders. Domestic murders (i.e., the murder of one family member by another) accounted for 19.5% of all murders; of those, 29.8% were intimate-partner homicides (i.e., one spouse killing the other).

Table 7. Murder, by Month (2013-2015)

| Month        | 2013       | 2014       | 2015       |
|--------------|------------|------------|------------|
| January      | 23         | 16         | 21         |
| February     | 9          | 13         | 8          |
| March        | 16         | 12         | 24         |
| April        | 17         | 14         | 18         |
| May          | 25         | 8          | 15         |
| June         | 22         | 20         | 22         |
| July         | 20         | 15         | 31         |
| August       | 16         | 16         | 15         |
| September    | 14         | 20         | 19         |
| October      | 13         | 20         | 22         |
| November     | 18         | 13         | 20         |
| December     | 14         | 11         | 26         |
| <b>Total</b> | <b>207</b> | <b>178</b> | <b>241</b> |



Table 8. Murder, by Day of Week (2013-2015)

| Day          | 2013       | 2014       | 2015       |
|--------------|------------|------------|------------|
| Sunday       | 30         | 26         | 30         |
| Monday       | 32         | 27         | 42         |
| Tuesday      | 19         | 22         | 27         |
| Wednesday    | 34         | 33         | 31         |
| Thursday     | 31         | 19         | 33         |
| Friday       | 24         | 22         | 39         |
| Saturday     | 38         | 29         | 39         |
| <b>Total</b> | <b>208</b> | <b>178</b> | <b>241</b> |

Table 9. Murder, by Offense

| Felony                |           | Other Than Felony                 |            |
|-----------------------|-----------|-----------------------------------|------------|
| Offense               | Murders   | Offense                           | Murders    |
| Rape                  | 2         | Lover's Triangle                  | 3          |
| Robbery               | 29        | Child Killed by Babysitter        | 2          |
| Burglary              | 3         | Brawl Due to Influence of Alcohol | 1          |
| Arson                 | 1         | Argument Over Money or Property   | 8          |
| Narcotic Drug Laws    | 2         | Other Arguments                   | 67         |
| Other - Not Specified | 9         | Gangland Killings                 | 17         |
|                       |           | Other                             | 48         |
|                       |           | Unknown Circumstances             | 49         |
| <b>Total</b>          | <b>46</b> | <b>Total</b>                      | <b>195</b> |

Table 10. Murder, by Age, Sex, and Race (2013-2015)

|                  | 2013       |              | 2014       |              | 2015       |              |
|------------------|------------|--------------|------------|--------------|------------|--------------|
|                  | Number     | Percent      | Number     | Percent      | Number     | Percent      |
| <b>Age</b>       |            |              |            |              |            |              |
| 1 & Under        | 4          | 1.9%         | 5          | 2.8%         | 9          | 3.7%         |
| 2 - 5            | 3          | 1.4          | 4          | 2.2          | 8          | 3.3          |
| 6 - 10           | 1          | 0.5          | 0          | 0.0          | 3          | 1.2          |
| 11 - 14          | 1          | 0.5          | 3          | 1.7          | 3          | 1.2          |
| 15 - 19          | 12         | 5.8          | 10         | 5.6          | 18         | 7.5          |
| 20 - 24          | 39         | 18.8         | 29         | 16.3         | 34         | 14.1         |
| 25 - 29          | 22         | 10.6         | 23         | 12.9         | 39         | 16.2         |
| 30 - 34          | 28         | 13.5         | 25         | 14.0         | 31         | 12.9         |
| 35 - 39          | 28         | 13.5         | 22         | 12.3         | 22         | 9.1          |
| 40 - 44          | 14         | 6.7          | 9          | 5.1          | 19         | 7.9          |
| 45 - 49          | 17         | 8.2          | 9          | 5.1          | 11         | 4.6          |
| 50 - 54          | 11         | 5.3          | 13         | 7.3          | 15         | 6.2          |
| 55 - 59          | 11         | 5.3          | 13         | 7.3          | 12         | 5.0          |
| 60 - 64          | 6          | 2.9          | 4          | 2.2          | 5          | 2.1          |
| 65 - 69          | 1          | 0.5          | 4          | 2.2          | 7          | 2.9          |
| 70 - 74          | 1          | 0.5          | 2          | 1.1          | 2          | 0.8          |
| 75 & Over        | 9          | 4.3          | 3          | 1.7          | 3          | 1.2          |
| <b>Total</b>     | <b>208</b> | <b>100.0</b> | <b>178</b> | <b>100.0</b> | <b>241</b> | <b>100.0</b> |
| <b>Sex</b>       |            |              |            |              |            |              |
| Male             | 148        | 71.2         | 113        | 63.5         | 186        | 77.2         |
| Female           | 60         | 28.8         | 63         | 35.3         | 52         | 21.6         |
| Unknown          | 0          | 0.0          | 2          | 1.1          | 3          | 1.2          |
| <b>Total</b>     | <b>208</b> | <b>100.0</b> | <b>178</b> | <b>100.0</b> | <b>241</b> | <b>100.0</b> |
| <b>Race</b>      |            |              |            |              |            |              |
| White            | 125        | 60.1         | 106        | 59.5         | 137        | 56.8         |
| Black            | 74         | 35.6         | 56         | 31.5         | 85         | 35.3         |
| Native American  | 7          | 3.4          | 11         | 6.2          | 13         | 5.4          |
| Asian            | 2          | 1.0          | 1          | 0.6          | 2          | 0.8          |
| Unknown          | 0          | 0.0          | 4          | 2.2          | 4          | 1.7          |
| <b>Total</b>     | <b>208</b> | <b>100.0</b> | <b>178</b> | <b>100.0</b> | <b>241</b> | <b>100.0</b> |
| <b>Ethnicity</b> |            |              |            |              |            |              |
| Non-Hispanic     | 186        | 89.4         | 143        | 80.3         | 175        | 72.6         |
| Hispanic         | 15         | 7.2          | 16         | 9.0          | 22         | 9.1          |
| Unknown          | 7          | 3.4          | 19         | 10.7         | 44         | 18.3         |
| <b>Total</b>     | <b>208</b> | <b>100.0</b> | <b>178</b> | <b>100.0</b> | <b>241</b> | <b>100.0</b> |

Table 11. Murder, by Victim-Offender Relationship

| Family       |           | Other Than Family           |            |
|--------------|-----------|-----------------------------|------------|
| Relationship | Murders   | Relationship                | Murders    |
| Brother      | 5         | Acquaintance                | 50         |
| Daughter     | 2         | Boyfriend                   | 5          |
| Father       | 4         | Ex-Husband                  | 1          |
| Husband      | 3         | Friend                      | 4          |
| In-Law       | 1         | Girlfriend                  | 6          |
| Mother       | 3         | Neighbor                    | 3          |
| Other Family | 3         | Other - Known to Victim     | 29         |
| Sister       | 2         | Relationship Not Determined | 58         |
| Son          | 12        | Stranger                    | 38         |
| Stepson      | 1         |                             |            |
| Wife         | 11        |                             |            |
| <b>Total</b> | <b>47</b> | <b>Total</b>                | <b>194</b> |

Table 12. Murder, by Weapon

| Weapon  | Murders    | Percent (%)  |
|---|------------|--------------|
| <b>Firearms</b>   | <b>154</b> | <b>63.9%</b> |
| Rifle   | 8          | 3.3          |
| Shotgun   | 9          | 3.7          |
| Handgun – (pistol, revolver, etc.)                              | 119        | 49.4         |
| Firearm – (type not stated)                                     | 18         | 7.5          |
| <b>Chemical</b>   | <b>4</b>   | <b>1.7</b>   |
| Asphyxiation/Gassing – (asphyxiation or death by gas)           | 3          | 1.2          |
| Poison – (does not include gas)                                 | 1          | 0.4          |
| <b>Objects</b>  | <b>42</b>  | <b>17.4</b>  |
| Blunt Object – (hammer, club, etc.)                             | 8          | 3.3          |
| Knife or Cutting Instrument – (ice pick, screwdriver, ax, etc.) | 34         | 14.1         |
| <b>Physical</b>   | <b>18</b>  | <b>7.5</b>   |
| Personal – (hands, fists, feet, etc.)                           | 1          | 0.4          |
| Strangulation/Hanging   | 17         | 7.1          |
| <b>Other</b>  | <b>23</b>  | <b>9.5</b>   |
| Other – (type not designated or known)                          | 23         | 9.5          |
| <b>Total</b>  | <b>241</b> | <b>100.0</b> |

## Rape

**Definition: The penetration, no matter how slight, of the vagina or anus with any body part or object, or oral penetration by a sex organ of another person, without consent from the victim.**

For the purpose of Uniform Crime Reporting, rape is divided into two categories: (1) rape by force; (2) attempts to rape. Assaults to commit forcible rape are included in the index offenses category of rape.

### Summary Analysis

Law enforcement reported 1,948 forcible and attempted rapes in 2015, representing 11.8% of all violent crimes and 1.6% of index crimes. Law enforcement cleared 610 rapes by arrest or exceptional means, resulting in a clearance rate of 31.3%. Of the 247 offenders arrested for rape, 42.9% were under the age of 25; 66.8% were white, 23.9% black, 7.3% American Indian, and 2.0% Asian.

Table 13. Rape, by Month (2013-2015)

| Month        | 2013         | 2014         | 2015         |
|--------------|--------------|--------------|--------------|
| January      | 130          | 142          | 161          |
| February     | 114          | 141          | 153          |
| March        | 120          | 152          | 163          |
| April        | 140          | 175          | 147          |
| May          | 148          | 168          | 181          |
| June         | 184          | 163          | 164          |
| July         | 161          | 149          | 186          |
| August       | 189          | 158          | 186          |
| September    | 173          | 173          | 165          |
| October      | 152          | 182          | 149          |
| November     | 131          | 131          | 135          |
| December     | 120          | 143          | 158          |
| <b>Total</b> | <b>1,762</b> | <b>1,877</b> | <b>1,948</b> |

## Robbery

**Definition: The felonious and forcible taking of property from the care, custody, or control of a person or persons by violence or putting the person in fear and against his/her will.**

In order for the crime of robbery to take place, the victim must be present. Robberies are reported in the following categories: gun, knife or cutting instrument, other dangerous weapon, and strong-arm robbery.

### Summary Analysis

Law enforcement reported 2,960 robberies in 2015, representing 18.0% of all violent crimes and 2.4% of all index crimes. Law enforcement cleared 836 robberies, resulting in a 28.2% clearance rate. Of all offenders arrested for robbery, 43.7% were white, 50.9% black, and 5.4% American Indian. The value of property stolen in robberies totaled \$3,413,764.

Table 14. Robbery, by Month (2013-2015)

| Month        | 2013         | 2014         | 2015         |
|--------------|--------------|--------------|--------------|
| January      | 267          | 230          | 275          |
| February     | 225          | 188          | 153          |
| March        | 231          | 221          | 208          |
| April        | 234          | 223          | 215          |
| May          | 246          | 268          | 251          |
| June         | 235          | 274          | 322          |
| July         | 253          | 280          | 248          |
| August       | 287          | 304          | 259          |
| September    | 273          | 247          | 266          |
| October      | 253          | 288          | 244          |
| November     | 244          | 267          | 287          |
| December     | 304          | 238          | 232          |
| <b>Total</b> | <b>3,052</b> | <b>3,028</b> | <b>2,960</b> |

Table 15. Robbery, by Weapon (2013-2015)

| Weapon                      | 2013         | 2014         | 2015         |
|-----------------------------|--------------|--------------|--------------|
| Gun                         | 1,331        | 1,441        | 1,398        |
| Knife or Cutting Instrument | 258          | 245          | 267          |
| Other Dangerous Weapon      | 238          | 224          | 203          |
| Hands, Fists, Feet          | 1,225        | 1,118        | 1,092        |
| <b>Total</b>                | <b>3,052</b> | <b>3,028</b> | <b>2,960</b> |

Table 16. Robbery, by Type (2013-2015)

| Type              | 2013         | 2014         | 2015         |
|-------------------|--------------|--------------|--------------|
| Highway           | 862          | 757          | 718          |
| Commercial House  | 611          | 628          | 562          |
| Service Station   | 37           | 41           | 47           |
| Convenience Store | 191          | 233          | 220          |
| Residence         | 873          | 882          | 907          |
| Bank              | 77           | 56           | 25           |
| Miscellaneous     | 401          | 431          | 481          |
| <b>Total</b>      | <b>3,052</b> | <b>3,028</b> | <b>2,960</b> |

## Aggravated Assault

**Definition: The unlawful attack or an attempt to attack through force or violence to do physical injury to another.**

An aggravated assault may be committed with a gun, knife or other cutting instrument, other dangerous weapon, or through the aggravated use of hands, fists, or feet. All assaults, where no weapon is used and which result in minor injuries, are classified as non-aggravated and are not counted in the index crime totals.

### Summary Analysis

Law enforcement reported 11,324 aggravated assaults, representing 68.7% of all violent crimes and 9.0% of all index crimes reported. Law enforcement cleared 5,252 aggravated assaults, representing a 46.4% clearance rate. Of the 3,797 offenders arrested for aggravated assault, 61.0% were white, 29.0% black, 9.5% American Indian, and 0.5% Asian. Of all offenders arrested for aggravated assault, 21.7% were between the ages of 18 and 24.

Table 17. Aggravated Assault, by Month (2013-2015)

| Month        | 2013          | 2014          | 2015          |
|--------------|---------------|---------------|---------------|
| January      | 1,005         | 831           | 920           |
| February     | 829           | 716           | 726           |
| March        | 1,001         | 857           | 842           |
| April        | 1,032         | 955           | 954           |
| May          | 1,099         | 981           | 975           |
| June         | 1,063         | 966           | 1,169         |
| July         | 1,092         | 1,072         | 1,086         |
| August       | 1,036         | 1,001         | 1,048         |
| September    | 1,045         | 898           | 996           |
| October      | 970           | 889           | 987           |
| November     | 863           | 830           | 828           |
| December     | 874           | 808           | 793           |
| <b>Total</b> | <b>11,909</b> | <b>10,804</b> | <b>11,324</b> |

Table 18. Aggravated Assault, by Weapon (2013-2015)

| <b>Weapon</b>               | <b>2013</b>   | <b>2014</b>   | <b>2015</b>   |
|-----------------------------|---------------|---------------|---------------|
| Gun                         | 2,055         | 2,107         | 2,585         |
| Knife or Cutting Instrument | 2,129         | 2,060         | 1,928         |
| Other Dangerous Weapon      | 4,246         | 3,577         | 3,795         |
| Hands, Fists, Feet          | 3,479         | 3,060         | 3,016         |
| <b>Total</b>                | <b>11,909</b> | <b>10,804</b> | <b>11,324</b> |



## Burglary

**Definition: Any unlawful or attempted forcible entry of a structure to commit a felony or larceny, even though force may not have been used to gain entry.**

For Uniform Crime Reporting purposes, the offense of burglary is divided into three categories: (1) forcible entry; (2) unlawful entry; (3) attempted forcible entry.

### Summary Analysis

Law enforcement agencies reported 27,832 burglaries, representing 25.5% of all non-violent crimes and 22.2% of all index crimes reported. Law enforcement cleared 2,317 burglaries, representing an 8.3% clearance rate. Of the 2,166 offenders arrested for burglary, 66.2% were white, 24.6% black, 8.7% American Indian, 0.4% Asian, and 0.05% were Hawaiian/Pacific Islander. Of all offenders arrested for burglary, 19.0% were under the age of 18. The estimated property value of stolen items was \$52,420,392.

Table 19. Burglary, by Month (2013-2015)

| Month        | 2013          | 2014          | 2015          |
|--------------|---------------|---------------|---------------|
| January      | 3,055         | 2,460         | 2,377         |
| February     | 2,388         | 1,826         | 1,746         |
| March        | 2,747         | 2,224         | 2,130         |
| April        | 2,863         | 2,516         | 2,251         |
| May          | 2,883         | 2,620         | 2,386         |
| June         | 2,898         | 2,481         | 2,348         |
| July         | 3,131         | 2,754         | 2,523         |
| August       | 2,954         | 2,692         | 2,417         |
| September    | 2,913         | 2,509         | 2,386         |
| October      | 2,760         | 2,637         | 2,419         |
| November     | 2,504         | 2,291         | 2,504         |
| December     | 2,485         | 2,460         | 2,345         |
| <b>Total</b> | <b>33,581</b> | <b>29,470</b> | <b>27,832</b> |

Table 20. Burglary, by Type (2013-2015)

| Method of Entry          | 2013          | 2014          | 2015          |
|--------------------------|---------------|---------------|---------------|
| Forcible Entry           | 22,230        | 18,533        | 17,169        |
| Unlawful Entry w/o Force | 9,534         | 9,273         | 9,019         |
| Attempted Forcible Entry | 1,817         | 1,664         | 1,644         |
| <b>Total</b>             | <b>33,581</b> | <b>29,470</b> | <b>27,832</b> |

Table 21. Burglary, by Residence (2013-2015)

| Time of Entry | 2013          | 2014          | 2015          |
|---------------|---------------|---------------|---------------|
| Day           | 13,567        | 10,130        | 9,171         |
| Night         | 7,543         | 5,669         | 5,376         |
| Unknown       | 5,361         | 7,225         | 7,139         |
| <b>Total</b>  | <b>26,471</b> | <b>23,024</b> | <b>21,686</b> |

Table 22. Burglary, by Non-Residence (2013-2015)

| Time of Entry | 2013         | 2014         | 2015         |
|---------------|--------------|--------------|--------------|
| Day           | 1,746        | 1,088        | 1,044        |
| Night         | 3,143        | 2,328        | 2,351        |
| Unknown       | 2,131        | 3,030        | 2,751        |
| <b>Total</b>  | <b>7,020</b> | <b>6,446</b> | <b>6,146</b> |

Table 23. Burglary, by Classification (2013-2015)

|               |              | Year          | Number of Offenses | Percent      | % Change     |
|---------------|--------------|---------------|--------------------|--------------|--------------|
| Residence     | Night        | 2015          | 5,376              | 19.3%        | -5.2%        |
|               |              | 2014          | 5,669              | 19.2         | -24.8        |
|               |              | 2013          | 7,543              | 22.5         | -3.8         |
|               | Day          | 2015          | 9,171              | 33.0         | -9.5         |
|               |              | 2014          | 10,130             | 34.4         | -25.8        |
|               |              | 2013          | 13,657             | 40.7         | -3.4         |
|               | Unknown      | 2015          | 7,139              | 25.7         | -1.2         |
|               |              | 2014          | 7,225              | 24.5         | +34.8        |
|               |              | 2013          | 5,361              | 16.0         | -17.4        |
|               | <b>Total</b> | <b>2015</b>   | <b>21,686</b>      | <b>77.9</b>  | <b>-5.8</b>  |
|               |              | <b>2014</b>   | <b>23,024</b>      | <b>78.1</b>  | <b>-13.3</b> |
|               |              | <b>2013</b>   | <b>26,561</b>      | <b>79.1</b>  | <b>-6.7</b>  |
| Non-Residence | Night        | 2015          | 2,351              | 8.4          | +1.0         |
|               |              | 2014          | 2,328              | 7.9          | -25.9        |
|               |              | 2013          | 3,143              | 9.4          | -8.2         |
|               | Day          | 2015          | 1,044              | 3.8          | -4.0         |
|               |              | 2014          | 1,088              | 3.7          | -37.7        |
|               |              | 2013          | 1,746              | 5.2          | +0.6         |
|               | Unknown      | 2015          | 2,751              | 9.9          | -9.2         |
|               |              | 2014          | 3,030              | 10.3         | +42.2        |
|               |              | 2013          | 2,131              | 6.3          | -5.4         |
|               | <b>Total</b> | <b>2015</b>   | <b>6,146</b>       | <b>22.1</b>  | <b>-4.7</b>  |
|               |              | <b>2014</b>   | <b>6,446</b>       | <b>21.9</b>  | <b>-8.2</b>  |
|               |              | <b>2013</b>   | <b>7,020</b>       | <b>20.9</b>  | <b>-5.3</b>  |
| <b>Total</b>  | <b>2015</b>  | <b>27,832</b> | <b>100.0</b>       | <b>-5.6</b>  |              |
|               | <b>2014</b>  | <b>29,470</b> | <b>100.0</b>       | <b>-12.3</b> |              |
|               | <b>2013</b>  | <b>33,581</b> | <b>100.0</b>       | <b>-6.4</b>  |              |

## Larceny

**Definition: The unlawful taking of property of another with intent to deprive him/her of ownership without the use of force, violence, or fraud.**

For reporting purposes, larcenies are specifically categorized in crimes resulting from: (1) pocket picking, (2) purse snatching, (3) shoplifting, (4) theft from a motor vehicle, (5) theft of motor vehicle parts and accessories, (6) bicycle theft, (7) theft from buildings, and (8) theft from any coin operated machine. Any remaining crimes of theft are classified in the “all other” category.

### Summary Analysis

Law enforcement agencies reported 71,003 larcenies, representing 65.1% of all non-violent crimes and 56.6% of all index crimes reported. Law enforcement cleared 14,981 larcenies, resulting in a 21.1% clearance rate. Of 15,876 offenders arrested for larceny, 71.3% were white, 22.0% black, 6.1% American Indian, 0.6 % Asian, and 0.04% Hawaiian/Pacific Islander. Juveniles accounted for 15.0% of offenders arrested for larceny, while 26.7% of offenders arrested for larceny were between the ages of 18 and 24. The estimated value of stolen property was \$69,206,920.

Table 24. Larceny, by Month (2013-2015)

| Month        | 2013          | 2014          | 2015          |
|--------------|---------------|---------------|---------------|
| January      | 6,738         | 6,254         | 5,871         |
| February     | 5,608         | 4,925         | 4,562         |
| March        | 6,437         | 5,612         | 5,419         |
| April        | 6,746         | 6,204         | 5,813         |
| May          | 6,916         | 6,701         | 5,987         |
| June         | 6,996         | 6,508         | 6,427         |
| July         | 7,377         | 6,670         | 6,462         |
| August       | 7,395         | 6,544         | 6,449         |
| September    | 7,097         | 6,669         | 5,946         |
| October      | 7,346         | 6,567         | 6,395         |
| November     | 6,447         | 5,787         | 5,667         |
| December     | 6,254         | 6,149         | 6,005         |
| <b>Total</b> | <b>81,357</b> | <b>74,590</b> | <b>71,003</b> |

Table 25. Larceny, by Classification (2013-2015)

| Classification                      | Year | Number of Offenses | Percent | % Change |
|-------------------------------------|------|--------------------|---------|----------|
| Pocket Picking                      | 2015 | 169                | 0.2%    | -30.2%   |
|                                     | 2014 | 242                | 0.3     | -4.7     |
|                                     | 2013 | 254                | 0.3     | -10.6    |
| Purse Snatching                     | 2015 | 186                | 0.3     | -16.6    |
|                                     | 2014 | 223                | 0.3     | -12.9    |
|                                     | 2013 | 256                | 0.3     | +5.3     |
| Shoplifting                         | 2015 | 17,966             | 25.3    | +0.6     |
|                                     | 2014 | 17,859             | 23.9    | +6.9     |
|                                     | 2013 | 16,711             | 20.5    | +5.7     |
| From Motor Vehicles                 | 2015 | 17,144             | 24.1    | -2.7     |
|                                     | 2014 | 17,627             | 23.6    | -15.8    |
|                                     | 2013 | 20,936             | 25.7    | -3.9     |
| Motor Vehicle Parts and Accessories | 2015 | 3,530              | 5.0     | -7.9     |
|                                     | 2014 | 3,834              | 5.1     | -21.7    |
|                                     | 2013 | 4,897              | 6.0     | -8.8     |
| Bicycles                            | 2015 | 1,432              | 2.0     | +7.7     |
|                                     | 2014 | 1,330              | 1.8     | -3.2     |
|                                     | 2013 | 1,374              | 1.7     | -1.6     |
| From Buildings                      | 2015 | 10,596             | 14.9    | -3.5     |
|                                     | 2014 | 10,980             | 14.7    | -8.7     |
|                                     | 2013 | 12,027             | 14.8    | -2.1     |
| From Coin Operated Machines         | 2015 | 199                | 0.3     | -19.4    |
|                                     | 2014 | 247                | 0.3     | +2.5     |
|                                     | 2013 | 241                | 0.3     | +9.5     |
| All Others                          | 2015 | 19,781             | 27.9    | -11.1    |
|                                     | 2014 | 22,248             | 29.8    | -9.7     |
|                                     | 2013 | 24,661             | 30.3    | -0.9     |
| <b>Total</b>                        | 2015 | 71,003             | 100.0   | -4.8     |
|                                     | 2014 | 74,590             | 100.0   | -8.3     |
|                                     | 2013 | 81,357             | 100.0   | -1.1     |

Table 26. Larceny, by Value (2013-2015)

| Value         | 2013          | 2014          | 2015          |
|---------------|---------------|---------------|---------------|
| Under \$50    | 25,558        | 23,650        | 22,483        |
| \$50 to \$200 | 16,756        | 16,183        | 15,711        |
| Over \$200    | 39,043        | 34,757        | 32,809        |
| <b>Total</b>  | <b>81,357</b> | <b>74,590</b> | <b>71,003</b> |

## Motor Vehicle Theft

**Definition: The unlawful taking or attempted taking of a motor vehicle.**

The term “motor vehicle” includes those self-propelled vehicles which run on a land surface and not on rails. Thefts of farm equipment, bulldozers, airplanes, and construction equipment are not included in the definition of a motor vehicle. Joyriding is included in this category. Motor vehicle theft is divided into three categories: (1) autos; (2) trucks and buses; and (3) other vehicles.

### Summary Analysis

Law enforcement agencies reported 10,169 motor vehicle thefts, representing 9.3% of all non-violent crimes and 8.1% of all index crimes reported. Law enforcement cleared 1,014 motor vehicle thefts, resulting in a 10.0% clearance rate. Juveniles accounted for 20.1% of those arrested for motor vehicle theft, while 23.8% of those arrested for motor vehicle theft were between the ages of 18 and 24. Of the 576 offenders arrested for motor vehicle theft, 70.8% were white, 19.4% black, and 9.7 % American Indian. Law enforcement recovered 6,755 stolen vehicles, resulting in a 66.4% recovery rate. The average value of stolen motor vehicles was \$7,468.92.

Table 27. Motor Vehicle Theft, by Month (2013-2015)

| Month        | 2013          | 2014          | 2015          |
|--------------|---------------|---------------|---------------|
| January      | 907           | 908           | 891           |
| February     | 744           | 779           | 598           |
| March        | 849           | 846           | 750           |
| April        | 893           | 874           | 793           |
| May          | 989           | 962           | 894           |
| June         | 1,010         | 891           | 980           |
| July         | 1,022         | 959           | 938           |
| August       | 1,072         | 887           | 957           |
| September    | 951           | 889           | 866           |
| October      | 911           | 845           | 865           |
| November     | 871           | 810           | 798           |
| December     | 912           | 834           | 839           |
| <b>Total</b> | <b>11,131</b> | <b>10,484</b> | <b>10,169</b> |

## **Arson**

**Definition: Any willful or malicious burning, or attempt to burn, with or without intent to defraud.**

Arson applies only to those fires determined through investigation to have been willfully or maliciously set. Attempts to burn are included in the arson report, but fires of suspicious or unknown origin are not.

### **Summary Analysis**

Law enforcement agencies reported 715 arsons; of those, 391 were structural, 171 mobile, and 153 “all other.” Law enforcement cleared 155 arsons, representing a 21.7% clearance rate. The estimated property value for all reported arsons was \$9,876,484. The guidelines used by fire departments to report arson to the State Fire Marshal’s Office differ from those in which the Uniform Crime Reporting Program obtains its data from law enforcement agencies. For more information on arson, please contact the Oklahoma Fire Incident Reporting System (OFIRS) at:

OFIRS  
Oklahoma State Fire Marshal  
2401 NW 23<sup>rd</sup>, Suite 4  
Oklahoma City, OK 73107  
(405) 522-5005



Table 28. Arson, by Classification (2013-2015)

| Classification               | Year        | Number of Offenses | % Change     |
|------------------------------|-------------|--------------------|--------------|
| Single Occupancy Residential | 2015        | 232                | +3.1%        |
|                              | 2014        | 225                | -22.4        |
|                              | 2013        | 290                | -71.1        |
| Other Residential            | 2015        | 58                 | +20.8        |
|                              | 2014        | 48                 | -30.4        |
|                              | 2013        | 69                 | -19.8        |
| Storage                      | 2015        | 19                 | -20.8        |
|                              | 2014        | 24                 | +50.0        |
|                              | 2013        | 16                 | -62.8        |
| Industrial/Manufacturing     | 2015        | 2                  | -33.3        |
|                              | 2014        | 3                  | +300.0       |
|                              | 2013        | 0                  | 0.0          |
| Other Commercial             | 2015        | 21                 | 0.0          |
|                              | 2014        | 21                 | -16.0        |
|                              | 2013        | 25                 | -26.5        |
| Community/Public             | 2015        | 33                 | 0.0          |
|                              | 2014        | 33                 | +73.7        |
|                              | 2013        | 19                 | -44.1        |
| All Other Structures         | 2015        | 26                 | -38.1        |
|                              | 2014        | 42                 | +61.5        |
|                              | 2013        | 26                 | 0.0          |
| <b>Total</b>                 | <b>2015</b> | <b>391</b>         | <b>-1.3</b>  |
|                              | <b>2014</b> | <b>396</b>         | <b>-11.0</b> |
|                              | <b>2013</b> | <b>445</b>         | <b>-63.8</b> |
| Motor Vehicles               | 2015        | 150                | -2.6         |
|                              | 2014        | 154                | -12.0        |
|                              | 2013        | 175                | +4.2         |
| Other Mobile Property        | 2015        | 21                 | -12.5        |
|                              | 2014        | 24                 | +14.3        |
|                              | 2013        | 21                 | -8.7         |
| <b>Total</b>                 | <b>2015</b> | <b>171</b>         | <b>-3.9</b>  |
|                              | <b>2014</b> | <b>178</b>         | <b>-9.2</b>  |
|                              | <b>2013</b> | <b>196</b>         | <b>+2.6</b>  |
| Other                        | 2015        | 153                | -30.8        |
|                              | 2014        | 221                | +12.8        |
|                              | 2013        | 196                | -16.6        |
| <b>Total</b>                 | <b>2015</b> | <b>715</b>         | <b>-10.1</b> |
|                              | <b>2014</b> | <b>795</b>         | <b>-5.0</b>  |
|                              | <b>2013</b> | <b>837</b>         | <b>-49.4</b> |

# III

## Property Stolen and Recovered

---

## Summary Analysis

Law enforcement agencies report supplemental data on crimes that involve money and/or stolen property. The total value of all property stolen was \$201,012,118, representing a decrease of 6.7% compared to the previous year. Law enforcement also recovered 2.7% more money and/or stolen property compared 2014.

Table 29. Property Values, by Type

| Category         | Value Stolen         | Value Recovered     |
|------------------|----------------------|---------------------|
| Clothing         | \$4,890,024          | \$593,657           |
| Consumable Goods | \$1,792,726          | \$298,231           |
| Currency         | \$10,765,590         | \$146,056           |
| Firearms         | \$3,548,858          | \$331,912           |
| Household Items  | \$4,607,196          | \$188,358           |
| Jewelry          | \$15,810,999         | \$498,989           |
| Livestock        | \$2,072,779          | \$117,861           |
| Office Equipment | \$5,865,567          | \$320,482           |
| TV, Radios, etc. | \$11,661,982         | \$822,850           |
| Vehicles         | \$78,866,513         | \$48,765,601        |
| Miscellaneous    | \$61,129,884         | \$7,433,532         |
| <b>Total</b>     | <b>\$201,012,118</b> | <b>\$59,517,529</b> |

Table 30. Value of Property Stolen/Recovered, by Month (2013-2015)

| Month        | Year        | Value Stolen         | % Change    | Value Recovered     | % Change    |
|--------------|-------------|----------------------|-------------|---------------------|-------------|
| January      | 2015        | \$18,217,307         | -3.3%       | \$4,717,618         | -10.5%      |
|              | 2014        | \$18,846,368         | +2.6        | \$5,273,793         | +25.4       |
|              | 2013        | \$18,374,605         | -1.4        | \$4,207,012         | -14.1       |
| February     | 2015        | \$12,291,512         | -22.8       | \$3,587,034         | -15.6       |
|              | 2014        | \$15,915,867         | -2.6        | \$4,251,386         | +32.0       |
|              | 2013        | \$16,346,582         | +6.0        | \$3,221,088         | -11.9       |
| March        | 2015        | \$14,277,464         | -16.5       | \$3,861,460         | -21.2       |
|              | 2014        | \$17,101,057         | -3.9        | \$4,898,203         | +23.6       |
|              | 2013        | \$17,787,932         | -4.1        | \$3,963,896         | -6.1        |
| April        | 2015        | \$16,484,056         | -0.7        | \$4,325,349         | -8.5        |
|              | 2014        | \$16,600,849         | -13.2       | \$4,726,694         | +5.0        |
|              | 2013        | \$19,117,797         | +6.4        | \$4,500,667         | -4.0        |
| May          | 2015        | \$16,765,325         | -8.3        | \$4,507,104         | -12.6       |
|              | 2014        | \$18,290,551         | -4.7        | \$5,156,695         | +8.8        |
|              | 2013        | \$19,193,948         | -2.4        | \$4,741,544         | +1.3        |
| June         | 2015        | \$17,116,141         | +0.1        | \$5,554,004         | +19.6       |
|              | 2014        | \$17,091,136         | -13.8       | \$4,644,038         | -7.3        |
|              | 2013        | \$19,822,395         | +3.6        | \$5,009,415         | +16.1       |
| July         | 2015        | \$17,812,727         | -4.4        | \$5,475,634         | +0.4        |
|              | 2014        | \$18,631,147         | -15.3       | \$5,456,130         | -3.6        |
|              | 2013        | \$21,985,205         | +2.3        | \$5,661,323         | +15.1       |
| August       | 2015        | \$18,935,403         | +0.4        | \$6,100,199         | +16.1       |
|              | 2014        | \$18,868,728         | -6.8        | \$5,255,417         | +5.1        |
|              | 2013        | \$20,238,872         | +5.4        | \$5,001,022         | +6.0        |
| September    | 2015        | \$18,011,949         | -2.4        | \$6,086,933         | +30.5       |
|              | 2014        | \$18,464,103         | -3.7        | \$4,664,167         | -13.9       |
|              | 2013        | \$19,182,449         | +3.3        | \$5,416,033         | +16.2       |
| October      | 2015        | \$17,715,073         | -12.8       | \$4,995,544         | -2.3        |
|              | 2014        | \$20,324,396         | -11.8       | \$5,110,728         | +15.3       |
|              | 2013        | \$23,031,204         | +18.2       | \$4,430,967         | +23.1       |
| November     | 2015        | \$16,888,169         | -0.9        | \$5,293,853         | +49.3       |
|              | 2014        | \$17,042,931         | -6.0        | \$3,544,757         | -29.1       |
|              | 2013        | \$18,139,988         | -3.1        | \$5,003,020         | +21.6       |
| December     | 2015        | \$16,496,992         | -9.5        | \$5,012,797         | +0.8        |
|              | 2014        | \$18,238,710         | -5.5        | \$4,971,541         | +0.9        |
|              | 2013        | \$19,302,859         | +3.8        | \$4,928,260         | +24.8       |
| <b>Total</b> | <b>2015</b> | <b>\$201,012,118</b> | <b>-6.7</b> | <b>\$59,517,529</b> | <b>+2.7</b> |
|              | <b>2014</b> | <b>\$215,415,843</b> | <b>-7.4</b> | <b>\$57,953,549</b> | <b>+3.3</b> |
|              | <b>2013</b> | <b>\$232,523,836</b> | <b>+3.1</b> | <b>\$56,084,247</b> | <b>+7.0</b> |

# IV

## Arrest and Clearance Data

---

## Arrest and Clearance Data

### Summary Analysis

The Oklahoma Uniform Crime Reporting Program requests the monthly submission of data concerning persons arrested in Oklahoma. Arrests are reported for both Parts I and II crimes. A person is counted on the monthly arrest report each time he/she is arrested, and the same person may be arrested several times during the reporting period. If a person is arrested for multiple crimes, only the most serious crime will be reported on the arrest report. Oklahoma law enforcement reported 123,157 arrests in 2015, representing a 5.5% decrease compared to 2014.

### Clearance Rate

For crime reporting purposes, an index crime is considered cleared when: (1) a law enforcement agency has identified the offender; (2) there is enough evidence to charge the offender; and (3) the offender is actually taken into custody. The arrest of one person may clear several crimes or the arrest of several persons may clear only one crime. An arrest may also be reported as cleared if some element beyond the control of law enforcement is present (e.g., death of offender).

Table 31. Index Crimes, Clearance Rates (2013-2015)

| Offense                         | 2013        | 2014        | 2015        |
|---------------------------------|-------------|-------------|-------------|
| Murder                          | 73.4%       | 66.2%       | 57.3%       |
| Rape                            | 31.5        | 31.8        | 31.3        |
| Robbery                         | 26.4        | 31.8        | 28.2        |
| Aggravated Assault              | 49.1        | 49.8        | 46.4        |
| <b>Violent Crime Total</b>      | <b>43.5</b> | <b>44.4</b> | <b>41.5</b> |
| Burglary                        | 7.6         | 8.2         | 8.3         |
| Larceny (Theft)                 | 18.7        | 21.1        | 21.1        |
| Auto Theft                      | 8.0         | 9.0         | 10.0        |
| <b>Non-Violent Crimes Total</b> | <b>14.8</b> | <b>16.7</b> | <b>16.8</b> |
| <b>Total</b>                    | <b>18.2</b> | <b>20.0</b> | <b>20.0</b> |

## Overview of Juvenile Arrests

### Summary Analysis

Juveniles accounted for 11.0% of all arrests, and 14.2% of all arrests for index crimes. Ten percent of juvenile arrests were related to drugs, while 4.4% of juvenile arrests were related to alcohol.

Table 32. Juvenile Arrests (2006-2015)

| Year | Juvenile Arrests | Total Arrests | Percent (%) |
|------|------------------|---------------|-------------|
| 2006 | 21,541           | 157,598       | 13.7%       |
| 2007 | 21,463           | 162,331       | 13.2        |
| 2008 | 21,818           | 162,206       | 13.5        |
| 2009 | 20,880           | 165,270       | 12.6        |
| 2010 | 18,943           | 158,262       | 12.0        |
| 2011 | 17,205           | 149,685       | 11.5        |
| 2012 | 16,357           | 142,976       | 11.4        |
| 2013 | 14,868           | 135,892       | 10.9        |
| 2014 | 14,048           | 130,340       | 10.8        |
| 2015 | 13,590           | 123,157       | 11.0        |

For purposes of this data collection, “arrest” refers to the police handling of juveniles who have committed a crime and are taken into custody when, under the same circumstances, the crime would warrant the arrest of an adult. Police contacts are not counted as arrests if no crime has been committed.

Table 33. Juvenile Dispositions (2013-2015)

| Disposition                             | 2013          | 2014          | 2015          |
|---|---------------|---------------|---------------|
| Handling Within Department and Released | 4,187         | 5,189         | 5,790         |
| Referred to Juvenile Court or Probation | 9,637         | 6,902         | 6,162         |
| Referred to Welfare Agency              | 7             | 25            | 55            |
| Referred to Other Police Agency         | 114           | 9             | 3             |
| Referred to Criminal or Adult Court     | 980           | 1,934         | 1,583         |
| <b>Total</b>                            | <b>14,925</b> | <b>14,059</b> | <b>13,593</b> |

Table 34. Juvenile Arrests, by Offense

| Offense                           | SEX | Age      |       |       |     |     |     | Total | Race  |       |                 |       |          | Ethnicity |              |
|-----------------------------------|-----|----------|-------|-------|-----|-----|-----|-------|-------|-------|-----------------|-------|----------|-----------|--------------|
|                                   |     | Under 10 | 10-12 | 13-14 | 15  | 16  | 17  |       | White | Black | American Indian | Asian | Hawaiian | Hispanic  | Non-Hispanic |
| Murder                            | M   | 0        | 0     | 1     | 0   | 7   | 4   | 12    | 5     | 7     | 0               | 0     | 0        | 1         | 11           |
|                                   | F   | 0        | 0     | 0     | 0   | 0   | 1   | 1     | 0     | 1     | 0               | 0     | 0        | 0         | 1            |
| Manslaughter by Negligence        | M   | 0        | 0     | 0     | 0   | 0   | 0   | 0     | 0     | 0     | 0               | 0     | 0        | 0         | 0            |
|                                   | F   | 0        | 0     | 0     | 0   | 0   | 0   | 0     | 0     | 0     | 0               | 0     | 0        | 0         | 0            |
| Forcible Rape                     | M   | 0        | 1     | 7     | 11  | 6   | 6   | 31    | 20    | 8     | 3               | 0     | 0        | 4         | 27           |
|                                   | F   | 0        | 0     | 1     | 0   | 0   | 0   | 1     | 0     | 1     | 0               | 0     | 0        | 0         | 1            |
| Robbery                           | M   | 0        | 0     | 24    | 18  | 36  | 40  | 118   | 29    | 86    | 3               | 0     | 0        | 7         | 111          |
|                                   | F   | 0        | 0     | 5     | 3   | 2   | 3   | 13    | 4     | 9     | 0               | 0     | 0        | 0         | 13           |
| Aggravated Assault                | M   | 0        | 17    | 33    | 40  | 47  | 57  | 194   | 115   | 68    | 10              | 1     | 0        | 21        | 173          |
|                                   | F   | 0        | 4     | 12    | 19  | 20  | 23  | 78    | 38    | 33    | 7               | 0     | 0        | 2         | 76           |
| Burglary – Breaking & Entering    | M   | 3        | 28    | 86    | 83  | 78  | 80  | 358   | 193   | 133   | 30              | 2     | 0        | 35        | 323          |
|                                   | F   | 1        | 3     | 12    | 12  | 11  | 14  | 53    | 28    | 19    | 6               | 0     | 0        | 4         | 49           |
| Larceny – Theft (Except MV Theft) | M   | 10       | 84    | 321   | 225 | 295 | 337 | 1,272 | 725   | 475   | 66              | 5     | 1        | 114       | 1,158        |
|                                   | F   | 3        | 60    | 222   | 194 | 278 | 351 | 1,108 | 682   | 359   | 58              | 9     | 0        | 90        | 1,018        |
| Motor Vehicle Theft               | M   | 0        | 3     | 19    | 31  | 15  | 20  | 88    | 39    | 37    | 12              | 0     | 0        | 8         | 80           |
|                                   | F   | 0        | 0     | 4     | 10  | 8   | 6   | 28    | 13    | 12    | 3               | 0     | 0        | 5         | 23           |
| Other Assaults                    | M   | 12       | 62    | 155   | 98  | 133 | 141 | 601   | 380   | 190   | 30              | 1     | 0        | 58        | 543          |
|                                   | F   | 5        | 19    | 126   | 87  | 79  | 92  | 408   | 233   | 154   | 21              | 0     | 0        | 27        | 381          |
| Arson                             | M   | 1        | 6     | 4     | 4   | 1   | 2   | 18    | 15    | 3     | 0               | 0     | 0        | 2         | 16           |
|                                   | F   | 0        | 0     | 3     | 4   | 1   | 1   | 9     | 8     | 1     | 0               | 0     | 0        | 0         | 9            |



Juvenile Arrests, by Offense

| Offense  | SEX | Age      |       |       |    |    |    | Total | Race  |       |                 |       |          | Ethnicity |              |
|--|-----|----------|-------|-------|----|----|----|-------|-------|-------|-----------------|-------|----------|-----------|--------------|
|  |     | Under 10 | 10-12 | 13-14 | 15 | 16 | 17 |       | White | Black | American Indian | Asian | Hawaiian | Hispanic  | Non-Hispanic |
| Forgery & Counterfeiting                       | M   | 0        | 0     | 0     | 3  | 1  | 4  | 8     | 5     | 3     | 0               | 0     | 0        | 3         | 5            |
|  | F   | 0        | 0     | 0     | 0  | 0  | 1  | 1     | 0     | 1     | 0               | 0     | 0        | 0         | 1            |
| Fraud  | M   | 0        | 0     | 5     | 1  | 4  | 10 | 20    | 10    | 9     | 1               | 0     | 0        | 4         | 16           |
|  | F   | 0        | 0     | 2     | 3  | 4  | 11 | 20    | 6     | 13    | 1               | 0     | 0        | 0         | 20           |
| Embezzlement                                   | M   | 0        | 2     | 0     | 2  | 7  | 15 | 26    | 17    | 9     | 0               | 0     | 0        | 6         | 20           |
|  | F   | 0        | 0     | 2     | 1  | 6  | 9  | 18    | 7     | 11    | 0               | 0     | 0        | 4         | 14           |
| Stolen Property; Buying, Receiving, Possessing | M   | 1        | 6     | 41    | 60 | 55 | 69 | 232   | 105   | 117   | 9               | 1     | 0        | 34        | 198          |
|  | F   | 0        | 0     | 13    | 8  | 13 | 13 | 47    | 25    | 18    | 4               | 0     | 0        | 5         | 42           |
| Vandalism                                      | M   | 7        | 38    | 80    | 48 | 58 | 34 | 265   | 170   | 73    | 21              | 1     | 0        | 31        | 234          |
|  | F   | 4        | 5     | 21    | 9  | 9  | 14 | 62    | 28    | 29    | 5               | 0     | 0        | 2         | 60           |
| Weapons; Carrying, Possessing, etc.            | M   | 1        | 7     | 34    | 25 | 47 | 80 | 194   | 95    | 91    | 7               | 1     | 0        | 25        | 169          |
|  | F   | 0        | 2     | 4     | 3  | 3  | 6  | 18    | 11    | 5     | 2               | 0     | 0        | 2         | 16           |
| Prostitution & Commercialized Vice             | M   | 0        | 0     | 2     | 1  | 1  | 0  | 4     | 1     | 3     | 0               | 0     | 0        | 0         | 4            |
|  | F   | 0        | 0     | 0     | 1  | 0  | 4  | 5     | 1     | 4     | 0               | 0     | 0        | 0         | 5            |
| Assisting or Promoting Prostitution            | M   | 0        | 0     | 0     | 0  | 0  | 0  | 0     | 0     | 0     | 0               | 0     | 0        | 0         | 0            |
|  | F   | 0        | 0     | 0     | 0  | 0  | 0  | 0     | 0     | 0     | 0               | 0     | 0        | 0         | 0            |
| Sex Offenses                                   | M   | 0        | 1     | 9     | 9  | 9  | 8  | 36    | 24    | 10    | 2               | 0     | 0        | 6         | 30           |
|  | F   | 0        | 0     | 1     | 1  | 0  | 0  | 2     | 2     | 0     | 0               | 0     | 0        | 1         | 1            |
| Sales/MFG Opium or Cocaine & Their Derivatives | M   | 0        | 0     | 0     | 0  | 0  | 6  | 6     | 4     | 2     | 0               | 0     | 0        | 2         | 4            |
|  | F   | 0        | 0     | 0     | 0  | 0  | 1  | 1     | 1     | 0     | 0               | 0     | 0        | 0         | 1            |

Juvenile Arrests, by Offense

| Offense   | SEX | Age      |       |       |     |     |     |       | Total | Race  |                 |       |          |          | Ethnicity    |  |
|---|-----|----------|-------|-------|-----|-----|-----|-------|-------|-------|-----------------|-------|----------|----------|--------------|--|
|   |     | Under 10 | 10-12 | 13-14 | 15  | 16  | 17  | White |       | Black | American Indian | Asian | Hawaiian | Hispanic | Non-Hispanic |  |
| Sales/MFG Marijuana                             | M   | 0        | 0     | 3     | 8   | 18  | 39  | 68    | 39    | 21    | 7               | 1     | 0        | 9        | 59           |  |
|   | F   | 0        | 0     | 0     | 2   | 2   | 5   | 9     | 6     | 1     | 2               | 0     | 0        | 0        | 9            |  |
| Sales/MFG Synthetic Narcotics                   | M   | 0        | 0     | 1     | 1   | 3   | 4   | 9     | 7     | 2     | 0               | 0     | 0        | 1        | 8            |  |
|   | F   | 0        | 0     | 1     | 1   | 0   | 2   | 4     | 4     | 0     | 0               | 0     | 0        | 0        | 4            |  |
| Sales/MFG Other                                 | M   | 0        | 0     | 1     | 4   | 4   | 5   | 14    | 11    | 3     | 0               | 0     | 0        | 2        | 12           |  |
|   | F   | 0        | 0     | 0     | 1   | 1   | 4   | 6     | 2     | 1     | 3               | 0     | 0        | 1        | 5            |  |
| Possession Opium or Cocaine & Their Derivatives | M   | 1        | 0     | 2     | 1   | 4   | 8   | 16    | 16    | 0     | 0               | 0     | 0        | 10       | 6            |  |
|   | F   | 0        | 0     | 1     | 0   | 1   | 1   | 3     | 3     | 0     | 0               | 0     | 0        | 1        | 2            |  |
| Possession Marijuana                            | M   | 0        | 27    | 105   | 123 | 228 | 355 | 838   | 595   | 201   | 33              | 8     | 1        | 126      | 712          |  |
|   | F   | 0        | 9     | 29    | 33  | 58  | 88  | 217   | 167   | 34    | 15              | 1     | 0        | 29       | 188          |  |
| Possession Synthetic Narcotics                  | M   | 0        | 0     | 3     | 6   | 9   | 19  | 37    | 20    | 14    | 3               | 0     | 0        | 8        | 29           |  |
|   | F   | 0        | 0     | 5     | 6   | 5   | 8   | 24    | 19    | 0     | 5               | 0     | 0        | 1        | 23           |  |
| Possession Other                                | M   | 0        | 2     | 7     | 14  | 23  | 30  | 76    | 58    | 11    | 7               | 0     | 0        | 10       | 66           |  |
|   | F   | 0        | 0     | 3     | 6   | 8   | 11  | 28    | 26    | 1     | 1               | 0     | 0        | 0        | 28           |  |
| Bookmaking (Horse & Sport Book)                 | M   | 0        | 0     | 0     | 0   | 0   | 0   | 0     | 0     | 0     | 0               | 0     | 0        | 0        | 0            |  |
|   | F   | 0        | 0     | 0     | 0   | 0   | 0   | 0     | 0     | 0     | 0               | 0     | 0        | 0        | 0            |  |
| Numbers & Lottery                               | M   | 0        | 0     | 0     | 0   | 0   | 0   | 0     | 0     | 0     | 0               | 0     | 0        | 0        | 0            |  |
|   | F   | 0        | 0     | 0     | 0   | 0   | 0   | 0     | 0     | 0     | 0               | 0     | 0        | 0        | 0            |  |
| All Other Gambling                              | M   | 0        | 0     | 0     | 0   | 0   | 0   | 0     | 0     | 0     | 0               | 0     | 0        | 0        | 0            |  |
|   | F   | 0        | 0     | 0     | 0   | 0   | 0   | 0     | 0     | 0     | 0               | 0     | 0        | 0        | 0            |  |

Juvenile Arrests, by Offense

| Offense                                   | SEX | Age      |       |       |     |     |     | Total | Race  |       |                 |       |          | Ethnicity |              |
|---|-----|----------|-------|-------|-----|-----|-----|-------|-------|-------|-----------------|-------|----------|-----------|--------------|
|   |     | Under 10 | 10-12 | 13-14 | 15  | 16  | 17  |       | White | Black | American Indian | Asian | Hawaiian | Hispanic  | Non-Hispanic |
| Offense Against Family & Children         | M   | 0        | 4     | 13    | 10  | 8   | 7   | 42    | 19    | 21    | 2               | 0     | 0        | 3         | 39           |
|   | F   | 1        | 2     | 12    | 3   | 6   | 1   | 25    | 15    | 7     | 3               | 0     | 0        | 4         | 21           |
| Driving Under the Influence               | M   | 0        | 0     | 4     | 3   | 18  | 55  | 80    | 69    | 4     | 6               | 1     | 0        | 22        | 58           |
|   | F   | 0        | 0     | 0     | 1   | 8   | 8   | 17    | 12    | 1     | 4               | 0     | 0        | 1         | 16           |
| Liquor Laws                               | M   | 0        | 0     | 15    | 17  | 29  | 50  | 111   | 97    | 7     | 7               | 0     | 0        | 27        | 84           |
|   | F   | 0        | 0     | 8     | 15  | 19  | 21  | 63    | 55    | 5     | 1               | 2     | 0        | 1         | 62           |
| Drunkenness                               | M   | 0        | 0     | 20    | 44  | 61  | 90  | 215   | 156   | 22    | 35              | 2     | 0        | 28        | 187          |
|   | F   | 0        | 3     | 27    | 20  | 35  | 26  | 111   | 80    | 12    | 19              | 0     | 0        | 8         | 103          |
| Disorderly Conduct                        | M   | 1        | 60    | 192   | 83  | 59  | 40  | 435   | 195   | 220   | 17              | 3     | 0        | 91        | 344          |
|   | F   | 0        | 29    | 151   | 47  | 39  | 24  | 290   | 110   | 163   | 15              | 2     | 0        | 60        | 230          |
| All Other Offenses (Except Traffic)       | M   | 40       | 56    | 224   | 250 | 332 | 361 | 1,263 | 818   | 371   | 62              | 11    | 1        | 152       | 1,111        |
|   | F   | 18       | 29    | 175   | 119 | 126 | 123 | 590   | 401   | 147   | 38              | 4     | 0        | 79        | 511          |
| Curfew & Loitering Law Violations         | M   | 2        | 23    | 165   | 147 | 166 | 198 | 701   | 464   | 187   | 44              | 4     | 2        | 115       | 586          |
|   | F   | 0        | 19    | 71    | 89  | 91  | 88  | 358   | 240   | 95    | 23              | 0     | 0        | 46        | 312          |
| Runaway                                   | M   | 9        | 62    | 268   | 268 | 345 | 265 | 1,217 | 755   | 381   | 69              | 12    | 0        | 153       | 1,064        |
|   | F   | 4        | 49    | 397   | 349 | 332 | 236 | 1,367 | 836   | 434   | 88              | 9     | 0        | 225       | 1,142        |
| Human Trafficking – Commercial Sex Acts   | M   | 0        | 0     | 0     | 0   | 0   | 0   | 0     | 0     | 0     | 0               | 0     | 0        | 0         | 0            |
|   | F   | 0        | 0     | 0     | 0   | 0   | 0   | 0     | 0     | 0     | 0               | 0     | 0        | 0         | 0            |
| Human Trafficking – Involuntary Servitude | M   | 0        | 0     | 0     | 0   | 0   | 0   | 0     | 0     | 0     | 0               | 0     | 0        | 0         | 0            |
|   | F   | 0        | 0     | 0     | 0   | 0   | 0   | 0     | 0     | 0     | 0               | 0     | 0        | 0         | 0            |

Juvenile Arrests, State Totals

| Offense        | SEX | Age        |            |              |              |              |              | Total         | Race         |              |                 |           |          | Ethnicity    |               |
|----------------|-----|------------|------------|--------------|--------------|--------------|--------------|---------------|--------------|--------------|-----------------|-----------|----------|--------------|---------------|
|                |     | Under 10   | 10-12      | 13-14        | 15           | 16           | 17           |               | White        | Black        | American Indian | Asian     | Hawaiian | Hispanic     | Non-Hispanic  |
| Sales/MFG      | M   | 0          | 0          | 5            | 13           | 25           | 54           | 97            | 61           | 28           | 7               | 1         | 0        | 14           | 83            |
|                | F   | 0          | 0          | 1            | 4            | 3            | 12           | 20            | 13           | 2            | 5               | 0         | 0        | 1            | 19            |
| Total          |     | 0          | 0          | 6            | 17           | 28           | 66           | 117           | 74           | 30           | 12              | 1         | 0        | 15           | 102           |
| Possession     | M   | 1          | 29         | 117          | 144          | 264          | 412          | 967           | 689          | 226          | 43              | 8         | 1        | 154          | 813           |
|                | F   | 0          | 9          | 38           | 45           | 72           | 108          | 272           | 215          | 35           | 21              | 1         | 0        | 31           | 241           |
| Total          |     | 1          | 38         | 155          | 189          | 336          | 520          | 1,239         | 904          | 261          | 64              | 9         | 1        | 185          | 1,054         |
| Drugs          | M   | 1          | 29         | 122          | 157          | 289          | 466          | 1,064         | 750          | 254          | 50              | 9         | 1        | 168          | 896           |
|                | F   | 0          | 9          | 39           | 49           | 75           | 120          | 292           | 228          | 37           | 26              | 1         | 0        | 32           | 260           |
| Total          |     | 1          | 38         | 161          | 206          | 364          | 586          | 1,356         | 978          | 291          | 76              | 10        | 1        | 200          | 1,156         |
| Total Gambling | M   | 0          | 0          | 0            | 0            | 0            | 0            | 0             | 0            | 0            | 0               | 0         | 0        | 0            | 0             |
|                | F   | 0          | 0          | 0            | 0            | 0            | 0            | 0             | 0            | 0            | 0               | 0         | 0        | 0            | 0             |
| Total          |     | 0          | 0          | 0            | 0            | 0            | 0            | 0             | 0            | 0            | 0               | 0         | 0        | 0            | 0             |
| <b>Males</b>   |     | <b>88</b>  | <b>489</b> | <b>1,844</b> | <b>1,638</b> | <b>2,107</b> | <b>2,439</b> | <b>8,605</b>  | <b>5,271</b> | <b>2,789</b> | <b>486</b>      | <b>54</b> | <b>5</b> | <b>1,118</b> | <b>7,487</b>  |
| <b>Females</b> |     | <b>36</b>  | <b>233</b> | <b>1,308</b> | <b>1,047</b> | <b>1,165</b> | <b>1,196</b> | <b>4,985</b>  | <b>3,063</b> | <b>1,571</b> | <b>324</b>      | <b>27</b> | <b>0</b> | <b>598</b>   | <b>4,387</b>  |
| <b>Total</b>   |     | <b>124</b> | <b>722</b> | <b>3,152</b> | <b>2,685</b> | <b>3,272</b> | <b>3,635</b> | <b>13,590</b> | <b>8,334</b> | <b>4,360</b> | <b>810</b>      | <b>81</b> | <b>5</b> | <b>1,716</b> | <b>11,874</b> |

## Overview of Adult Arrests

### Summary Analysis

Adults accounted for 89.0% of all arrests, and 85.8% of all arrests for index crimes. Drug related arrests accounted for 15.7% of adult arrests, while 25.3% of adult arrests were related to alcohol. Oklahoma County accounted for the highest percentage of adult drug and alcohol related arrests.

Table 35. Adult Arrests (2006-2015)

| Year | Adult Arrests | Total Arrests | Percent (%) |
|------|---------------|---------------|-------------|
| 2006 | 136,057       | 157,598       | 86.3%       |
| 2007 | 140,868       | 162,331       | 86.8        |
| 2008 | 140,388       | 162,206       | 86.5        |
| 2009 | 144,390       | 165,270       | 87.4        |
| 2010 | 139,319       | 158,262       | 88.0        |
| 2011 | 132,480       | 149,685       | 88.5        |
| 2012 | 126,619       | 142,976       | 88.5        |
| 2013 | 121,024       | 135,892       | 89.0        |
| 2014 | 116,292       | 130,340       | 89.2        |
| 2015 | 109,567       | 123,157       | 89.0        |

Table 36. Adult Arrests, by Offense

| Offense                           | SEX | Age   |       |       |       |       |       |       |       |       |           | Total | Race  |       |                 |       |          | Ethnicity |              |
|-----------------------------------|-----|-------|-------|-------|-------|-------|-------|-------|-------|-------|-----------|-------|-------|-------|-----------------|-------|----------|-----------|--------------|
|                                   |     | 18-24 | 25-29 | 30-34 | 35-39 | 40-44 | 45-49 | 50-54 | 55-59 | 60-64 | 65 & over |       | White | Black | American Indian | Asian | Hawaiian | Hispanic  | Non-Hispanic |
| Murder                            | M   | 79    | 24    | 9     | 12    | 7     | 2     | 3     | 3     | 0     | 4         | 143   | 62    | 75    | 4               | 2     | 0        | 11        | 132          |
|                                   | F   | 11    | 4     | 5     | 0     | 1     | 1     | 0     | 1     | 1     | 0         | 24    | 13    | 9     | 2               | 0     | 0        | 2         | 22           |
| Manslaughter by Negligence        | M   | 4     | 2     | 4     | 1     | 0     | 0     | 0     | 0     | 0     | 1         | 12    | 8     | 1     | 2               | 1     | 0        | 3         | 9            |
|                                   | F   | 1     | 2     | 2     | 0     | 1     | 0     | 1     | 0     | 0     | 0         | 7     | 6     | 0     | 1               | 0     | 0        | 0         | 7            |
| Forcible Rape                     | M   | 72    | 22    | 32    | 18    | 22    | 15    | 13    | 11    | 2     | 2         | 209   | 140   | 49    | 15              | 5     | 0        | 33        | 176          |
|                                   | F   | 2     | 0     | 1     | 0     | 3     | 0     | 0     | 0     | 0     | 0         | 6     | 5     | 1     | 0               | 0     | 0        | 0         | 6            |
| Robbery                           | M   | 265   | 72    | 58    | 37    | 20    | 19    | 12    | 4     | 1     | 0         | 488   | 229   | 236   | 23              | 0     | 0        | 39        | 449          |
|                                   | F   | 38    | 26    | 14    | 11    | 5     | 4     | 1     | 1     | 0     | 0         | 100   | 52    | 35    | 13              | 0     | 0        | 1         | 99           |
| Aggravated Assault                | M   | 646   | 459   | 444   | 331   | 253   | 220   | 182   | 132   | 48    | 56        | 2,771 | 1,751 | 766   | 240             | 14    | 0        | 217       | 2,554        |
|                                   | F   | 177   | 118   | 148   | 84    | 80    | 56    | 57    | 25    | 6     | 3         | 754   | 413   | 234   | 104             | 3     | 0        | 20        | 734          |
| Burglary – Breaking & Entering    | M   | 479   | 266   | 212   | 149   | 122   | 84    | 52    | 39    | 8     | 6         | 1,417 | 971   | 325   | 113             | 7     | 1        | 82        | 1,335        |
|                                   | F   | 97    | 60    | 70    | 52    | 19    | 20    | 14    | 4     | 1     | 1         | 338   | 242   | 56    | 40              | 0     | 0        | 10        | 328          |
| Larceny – Theft (Except MV Theft) | M   | 2,138 | 1,169 | 885   | 665   | 477   | 390   | 348   | 201   | 78    | 49        | 6,400 | 4,715 | 1,276 | 373             | 35    | 1        | 352       | 6,048        |
|                                   | F   | 2,095 | 1,321 | 1,125 | 840   | 600   | 453   | 312   | 202   | 77    | 71        | 7,096 | 5,195 | 1,383 | 467             | 47    | 4        | 306       | 6,790        |
| Motor Vehicle Theft               | M   | 108   | 58    | 72    | 47    | 26    | 9     | 12    | 7     | 3     | 0         | 342   | 262   | 54    | 26              | 0     | 0        | 20        | 322          |
|                                   | F   | 29    | 23    | 27    | 17    | 10    | 7     | 2     | 3     | 0     | 0         | 118   | 94    | 9     | 15              | 0     | 0        | 3         | 115          |
| Other Assaults                    | M   | 1,235 | 1,070 | 979   | 758   | 583   | 427   | 385   | 230   | 98    | 85        | 5,850 | 3,984 | 1,397 | 434             | 33    | 2        | 426       | 5,424        |
|                                   | F   | 491   | 366   | 331   | 269   | 194   | 152   | 116   | 51    | 31    | 16        | 2,017 | 1,429 | 420   | 155             | 13    | 0        | 90        | 1,927        |
| Arson                             | M   | 27    | 12    | 20    | 4     | 7     | 7     | 7     | 4     | 1     | 3         | 92    | 72    | 14    | 6               | 0     | 0        | 6         | 86           |
|                                   | F   | 8     | 4     | 7     | 2     | 4     | 0     | 1     | 1     | 0     | 1         | 28    | 19    | 6     | 3               | 0     | 0        | 0         | 28           |
| Forgery & Counterfeiting          | M   | 82    | 89    | 72    | 46    | 32    | 24    | 21    | 11    | 9     | 3         | 389   | 283   | 86    | 15              | 5     | 0        | 31        | 358          |
|                                   | F   | 50    | 47    | 46    | 23    | 12    | 12    | 2     | 3     | 1     | 0         | 196   | 160   | 26    | 8               | 2     | 0        | 9         | 187          |

Adult Arrests, by Offense

| Offense                             | SEX | Age   |       |       |       |       |       |       |       |       |           | Total | Race  |       |                 |       |          | Ethnicity |              |
|-------------------------------------|-----|-------|-------|-------|-------|-------|-------|-------|-------|-------|-----------|-------|-------|-------|-----------------|-------|----------|-----------|--------------|
|                                     |     | 18-24 | 25-29 | 30-34 | 35-39 | 40-44 | 45-49 | 50-54 | 55-59 | 60-64 | 65 & over |       | White | Black | American Indian | Asian | Hawaiian | Hispanic  | Non-Hispanic |
| Fraud                               | M   | 220   | 205   | 186   | 133   | 86    | 66    | 46    | 32    | 9     | 8         | 991   | 712   | 229   | 41              | 8     | 1        | 62        | 929          |
|                                     | F   | 162   | 149   | 149   | 87    | 67    | 46    | 35    | 13    | 4     | 4         | 716   | 517   | 138   | 51              | 10    | 0        | 32        | 684          |
| Embezzlement                        | M   | 90    | 45    | 28    | 32    | 11    | 14    | 15    | 2     | 1     | 0         | 238   | 158   | 67    | 11              | 2     | 0        | 12        | 226          |
|                                     | F   | 78    | 33    | 36    | 24    | 18    | 16    | 10    | 5     | 1     | 4         | 225   | 154   | 55    | 11              | 5     | 0        | 6         | 219          |
| Stolen Property                     | M   | 500   | 315   | 304   | 216   | 146   | 102   | 56    | 27    | 7     | 8         | 1,681 | 1,221 | 370   | 81              | 8     | 1        | 134       | 1,547        |
|                                     | F   | 165   | 117   | 126   | 75    | 41    | 20    | 23    | 7     | 3     | 1         | 578   | 454   | 78    | 43              | 3     | 0        | 21        | 557          |
| Vandalism                           | M   | 255   | 135   | 141   | 91    | 40    | 42    | 33    | 23    | 8     | 13        | 781   | 524   | 199   | 55              | 3     | 0        | 52        | 729          |
|                                     | F   | 88    | 48    | 43    | 22    | 18    | 22    | 12    | 3     | 6     | 3         | 265   | 147   | 103   | 13              | 2     | 0        | 12        | 253          |
| Weapons                             | M   | 548   | 385   | 299   | 194   | 123   | 103   | 78    | 65    | 20    | 28        | 1,843 | 1,176 | 565   | 96              | 6     | 0        | 100       | 1,743        |
|                                     | F   | 52    | 37    | 63    | 30    | 22    | 12    | 6     | 5     | 2     | 2         | 231   | 178   | 38    | 14              | 1     | 0        | 11        | 220          |
| Prostitution & Commercialized Vice  | M   | 14    | 19    | 26    | 18    | 7     | 13    | 7     | 4     | 2     | 3         | 113   | 61    | 44    | 3               | 5     | 0        | 13        | 100          |
|                                     | F   | 69    | 45    | 30    | 21    | 18    | 8     | 14    | 8     | 3     | 0         | 216   | 125   | 48    | 8               | 35    | 0        | 7         | 209          |
| Assisting or Promoting Prostitution | M   | 0     | 0     | 0     | 1     | 0     | 0     | 0     | 0     | 0     | 1         | 2     | 2     | 0     | 0               | 0     | 0        | 0         | 2            |
|                                     | F   | 0     | 0     | 0     | 0     | 0     | 0     | 0     | 0     | 0     | 0         | 0     | 0     | 0     | 0               | 0     | 0        | 0         | 0            |
| Purchasing Prostitution             | M   | 0     | 0     | 0     | 0     | 0     | 0     | 0     | 0     | 0     | 0         | 0     | 0     | 0     | 0               | 0     | 0        | 0         | 0            |
|                                     | F   | 0     | 0     | 0     | 0     | 0     | 0     | 0     | 0     | 0     | 0         | 0     | 0     | 0     | 0               | 0     | 0        | 0         | 0            |
| Sex Offenses                        | M   | 59    | 45    | 52    | 44    | 41    | 32    | 34    | 16    | 9     | 17        | 349   | 249   | 67    | 30              | 3     | 0        | 33        | 316          |
|                                     | F   | 8     | 9     | 8     | 2     | 1     | 4     | 1     | 1     | 4     | 0         | 38    | 24    | 7     | 2               | 5     | 0        | 3         | 35           |
| Sales/MFG Opium or Cocaine          | M   | 47    | 38    | 29    | 26    | 18    | 12    | 13    | 3     | 3     | 0         | 189   | 110   | 71    | 8               | 0     | 0        | 34        | 155          |
|                                     | F   | 12    | 13    | 12    | 5     | 8     | 4     | 3     | 3     | 1     | 0         | 61    | 42    | 19    | 0               | 0     | 0        | 5         | 56           |
| Sales/MFG Marijuana                 | M   | 277   | 103   | 87    | 43    | 31    | 19    | 21    | 10    | 8     | 2         | 601   | 335   | 232   | 21              | 13    | 0        | 46        | 555          |
|                                     | F   | 58    | 25    | 22    | 14    | 9     | 5     | 4     | 1     | 0     | 0         | 138   | 100   | 29    | 8               | 1     | 0        | 2         | 136          |

Adult Arrests, by Offense

| Offense                            | SEX | Age   |       |       |       |       |       |       |       |       |           | Total | Race  |       |                 |       |          | Ethnicity |              |
|------------------------------------|-----|-------|-------|-------|-------|-------|-------|-------|-------|-------|-----------|-------|-------|-------|-----------------|-------|----------|-----------|--------------|
|                                    |     | 18-24 | 25-29 | 30-34 | 35-39 | 40-44 | 45-49 | 50-54 | 55-59 | 60-64 | 65 & over |       | White | Black | American Indian | Asian | Hawaiian | Hispanic  | Non-Hispanic |
| Sales/MFG Synthetic Narcotics      | M   | 55    | 46    | 48    | 25    | 17    | 13    | 12    | 4     | 2     | 1         | 223   | 174   | 35    | 13              | 1     | 0        | 21        | 202          |
|                                    | F   | 19    | 16    | 16    | 22    | 8     | 10    | 7     | 2     | 0     | 0         | 100   | 86    | 5     | 9               | 0     | 0        | 4         | 96           |
| Sales/MFG Other                    | M   | 92    | 73    | 54    | 55    | 31    | 30    | 17    | 15    | 3     | 1         | 371   | 287   | 55    | 28              | 1     | 0        | 20        | 351          |
|                                    | F   | 48    | 33    | 26    | 29    | 24    | 12    | 12    | 8     | 1     | 0         | 193   | 170   | 12    | 11              | 0     | 0        | 4         | 189          |
| Possession Opium or Cocaine        | M   | 221   | 171   | 189   | 110   | 90    | 45    | 44    | 33    | 8     | 0         | 911   | 584   | 302   | 19              | 6     | 0        | 169       | 742          |
|                                    | F   | 104   | 94    | 51    | 41    | 29    | 25    | 17    | 14    | 6     | 0         | 381   | 283   | 79    | 13              | 5     | 1        | 27        | 354          |
| Possession Marijuana               | M   | 2,800 | 1,006 | 684   | 458   | 276   | 220   | 179   | 112   | 41    | 17        | 5,793 | 3,762 | 1,719 | 278             | 33    | 1        | 473       | 5,320        |
|                                    | F   | 742   | 337   | 274   | 181   | 88    | 80    | 55    | 21    | 6     | 3         | 1,787 | 1,317 | 345   | 122             | 3     | 0        | 91        | 1,696        |
| Possession Synthetic Narcotics     | M   | 383   | 384   | 391   | 328   | 208   | 151   | 141   | 69    | 20    | 7         | 2,082 | 1,632 | 330   | 109             | 11    | 0        | 179       | 1,903        |
|                                    | F   | 185   | 197   | 251   | 160   | 83    | 88    | 55    | 14    | 4     | 0         | 1,037 | 846   | 106   | 82              | 3     | 0        | 41        | 996          |
| Possession Other                   | M   | 492   | 364   | 364   | 321   | 217   | 167   | 113   | 74    | 37    | 9         | 2,158 | 1,781 | 255   | 118             | 3     | 1        | 99        | 2,059        |
|                                    | F   | 221   | 196   | 253   | 190   | 124   | 89    | 56    | 42    | 9     | 4         | 1,184 | 1,016 | 58    | 105             | 5     | 0        | 34        | 1,150        |
| Bookmaking (Horse & Sport Book)    | M   | 1     | 0     | 0     | 0     | 0     | 0     | 0     | 0     | 0     | 0         | 1     | 1     | 0     | 0               | 0     | 0        | 0         | 1            |
|                                    | F   | 0     | 0     | 0     | 0     | 0     | 0     | 0     | 0     | 0     | 0         | 0     | 0     | 0     | 0               | 0     | 0        | 0         | 0            |
| Numbers & Lottery                  | M   | 0     | 0     | 0     | 0     | 0     | 0     | 0     | 0     | 0     | 0         | 0     | 0     | 0     | 0               | 0     | 0        | 0         | 0            |
|                                    | F   | 0     | 0     | 0     | 0     | 0     | 0     | 0     | 0     | 0     | 0         | 0     | 0     | 0     | 0               | 0     | 0        | 0         | 0            |
| All Other Gambling                 | M   | 0     | 0     | 1     | 0     | 0     | 0     | 0     | 0     | 1     | 0         | 2     | 2     | 0     | 0               | 0     | 0        | 0         | 2            |
|                                    | F   | 0     | 0     | 1     | 0     | 0     | 0     | 0     | 0     | 0     | 0         | 1     | 1     | 0     | 0               | 0     | 0        | 0         | 1            |
| Offenses Against Family & Children | M   | 52    | 75    | 78    | 49    | 48    | 24    | 21    | 15    | 1     | 10        | 373   | 237   | 92    | 41              | 3     | 0        | 34        | 339          |
|                                    | F   | 81    | 62    | 62    | 39    | 14    | 6     | 6     | 6     | 1     | 0         | 277   | 193   | 55    | 29              | 0     | 0        | 26        | 251          |
| Driving Under the Influence        | M   | 1,950 | 1,629 | 1,423 | 1,026 | 776   | 693   | 628   | 452   | 213   | 135       | 8,925 | 7,085 | 1,166 | 552             | 112   | 10       | 1,338     | 7,587        |
|                                    | F   | 600   | 489   | 438   | 376   | 302   | 265   | 214   | 117   | 66    | 28        | 2,895 | 2,335 | 285   | 252             | 20    | 3        | 125       | 2,770        |



Adult Arrests, by Offense

| Offense                                   | SEX | Age   |       |       |       |       |       |       |       |       |           | Total  | Race   |       |                 |       |          | Ethnicity |              |
|---|-----|-------|-------|-------|-------|-------|-------|-------|-------|-------|-----------|--------|--------|-------|-----------------|-------|----------|-----------|--------------|
|   |     | 18-24 | 25-29 | 30-34 | 35-39 | 40-44 | 45-49 | 50-54 | 55-59 | 60-64 | 65 & over |        | White  | Black | American Indian | Asian | Hawaiian | Hispanic  | Non-Hispanic |
| Liquor Laws                               | M   | 432   | 151   | 115   | 87    | 86    | 57    | 63    | 32    | 29    | 14        | 1,066  | 823    | 146   | 77              | 20    | 0        | 154       | 912          |
|   | F   | 186   | 39    | 36    | 46    | 30    | 14    | 19    | 8     | 3     | 2         | 383    | 305    | 33    | 36              | 9     | 0        | 27        | 356          |
| Drunkenness                               | M   | 2,371 | 1,552 | 1,551 | 1,174 | 1,103 | 988   | 1,131 | 809   | 395   | 171       | 11,245 | 7,376  | 1,488 | 2,276           | 84    | 21       | 729       | 10,516       |
|   | F   | 629   | 443   | 543   | 419   | 341   | 368   | 238   | 127   | 34    | 15        | 3,157  | 2,237  | 314   | 589             | 16    | 1        | 103       | 3,054        |
| Disorderly Conduct                        | M   | 310   | 176   | 162   | 123   | 77    | 127   | 79    | 51    | 22    | 5         | 1,132  | 720    | 289   | 115             | 7     | 1        | 129       | 1,003        |
|   | F   | 92    | 74    | 75    | 55    | 45    | 32    | 37    | 13    | 12    | 6         | 441    | 271    | 116   | 50              | 3     | 1        | 25        | 416          |
| Vagrancy                                  | M   | 27    | 31    | 25    | 17    | 11    | 10    | 6     | 4     | 3     | 0         | 134    | 100    | 15    | 19              | 0     | 0        | 1         | 133          |
|   | F   | 15    | 16    | 10    | 12    | 3     | 4     | 0     | 0     | 2     | 1         | 63     | 40     | 7     | 16              | 0     | 0        | 0         | 63           |
| All Other Offenses (Except Traffic)       | M   | 4,077 | 3,134 | 2,825 | 2,111 | 1,582 | 1,267 | 1,050 | 678   | 312   | 163       | 17,199 | 12,015 | 3,905 | 1,164           | 83    | 32       | 933       | 16,266       |
|   | F   | 1,624 | 1,494 | 1,550 | 1,105 | 793   | 591   | 406   | 237   | 96    | 90        | 7,986  | 6,042  | 1,293 | 607             | 36    | 8        | 302       | 7,684        |
| Human Trafficking – Commercial Sex Acts   | M   | 3     | 2     | 3     | 0     | 0     | 0     | 1     | 0     | 0     | 0         | 9      | 3      | 6     | 0               | 0     | 0        | 0         | 9            |
|   | F   | 0     | 1     | 2     | 0     | 0     | 2     | 0     | 0     | 0     | 0         | 5      | 3      | 2     | 0               | 0     | 0        | 1         | 4            |
| Human Trafficking – Involuntary Servitude | M   | 0     | 0     | 0     | 0     | 0     | 0     | 0     | 0     | 0     | 0         | 0      | 0      | 0     | 0               | 0     | 0        | 0         | 0            |
|   | F   | 0     | 0     | 0     | 0     | 0     | 0     | 0     | 0     | 0     | 0         | 0      | 0      | 0     | 0               | 0     | 0        | 0         | 0            |

Adult Arrests, State Totals

| Offense    | SEX | Age    |        |        |        |       |       |       |       |       |           | Total   | Race   |        |                 |       |          | Ethnicity |              |
|------------|-----|--------|--------|--------|--------|-------|-------|-------|-------|-------|-----------|---------|--------|--------|-----------------|-------|----------|-----------|--------------|
|            |     | 18-24  | 25-29  | 30-34  | 35-39  | 40-44 | 45-49 | 50-54 | 55-59 | 60-64 | 65 & over |         | White  | Black  | American Indian | Asian | Hawaiian | Hispanic  | Non-Hispanic |
| Sales/MFG  | M   | 471    | 260    | 218    | 149    | 97    | 74    | 63    | 32    | 16    | 4         | 1,384   | 906    | 393    | 70              | 15    | 0        | 121       | 1,263        |
|            | F   | 137    | 87     | 76     | 70     | 49    | 31    | 26    | 14    | 2     | 0         | 492     | 398    | 65     | 28              | 1     | 0        | 15        | 477          |
| Total      |     | 608    | 347    | 294    | 219    | 146   | 105   | 89    | 46    | 18    | 4         | 1,876   | 1,304  | 458    | 98              | 16    | 0        | 136       | 1,740        |
| Possession | M   | 3,896  | 1,925  | 1,628  | 1,217  | 791   | 583   | 477   | 288   | 106   | 33        | 10,944  | 7,759  | 2,606  | 524             | 53    | 2        | 920       | 10,024       |
|            | F   | 1,252  | 824    | 829    | 572    | 324   | 282   | 183   | 91    | 25    | 7         | 4,389   | 3,462  | 588    | 322             | 16    | 1        | 193       | 4,196        |
| Total      |     | 5,148  | 2,749  | 2,457  | 1,789  | 1,115 | 865   | 660   | 379   | 131   | 40        | 15,333  | 11,221 | 3,194  | 846             | 69    | 3        | 1,113     | 14,220       |
| Drugs      | M   | 4,367  | 2,185  | 1,846  | 1,366  | 888   | 657   | 540   | 320   | 122   | 37        | 12,328  | 8,665  | 2,999  | 594             | 68    | 2        | 1,041     | 11,287       |
|            | F   | 1,389  | 911    | 905    | 642    | 373   | 313   | 209   | 105   | 27    | 7         | 4,881   | 3,860  | 653    | 350             | 17    | 1        | 208       | 4,673        |
| Total      |     | 5,756  | 3,096  | 2,751  | 2,008  | 1,261 | 970   | 749   | 425   | 149   | 44        | 17,209  | 12,525 | 3,652  | 944             | 85    | 3        | 1,249     | 15,960       |
| Gambling   | M   | 1      | 0      | 1      | 0      | 0     | 0     | 0     | 0     | 1     | 0         | 3       | 3      | 0      | 0               | 0     | 0        | 0         | 3            |
|            | F   | 0      | 0      | 1      | 0      | 0     | 0     | 0     | 0     | 0     | 0         | 1       | 1      | 0      | 0               | 0     | 0        | 0         | 1            |
| Total      |     | 1      | 0      | 2      | 0      | 0     | 0     | 0     | 0     | 1     | 0         | 4       | 4      | 0      | 0               | 0     | 0        | 0         | 4            |
| Males      |     | 20,411 | 13,327 | 11,852 | 8,750  | 6,574 | 5,392 | 4,823 | 3,172 | 1,402 | 822       | 76,525  | 53,607 | 15,926 | 6,406           | 514   | 72       | 5,985     | 70,540       |
| Females    |     | 8,237  | 5,938  | 5,853  | 4,253  | 3,015 | 2,428 | 1,736 | 946   | 381   | 255       | 33,042  | 24,514 | 5,404  | 2,879           | 227   | 18       | 1,350     | 31,692       |
| Total      |     | 28,648 | 19,265 | 17,705 | 13,003 | 9,589 | 7,820 | 6,559 | 4,118 | 1,783 | 1,077     | 109,567 | 78,121 | 21,330 | 9,285           | 741   | 90       | 7,335     | 102,232      |

## County Arrests by Category 2015

- COUNTY:** The county sheriff's department and all reporting agencies within each county.
- INDEX CRIMES:** Murder, rape, robbery, aggravated assault, burglary, larceny, and motor vehicle theft. This category DOES NOT include manslaughter and other assaults (not aggravated.)
- DRUG RELATED:** All drug arrests reported as sale/manufacturing and possession.
- ALCOHOL RELATED:** The reported alcohol related offenses include driving under the influence, liquor law violations, and drunkenness.

Table 37. Arrests, by County

| County           | Index Crimes |       | Drug Related |       | Alcohol Related |       | Total Arrests |       |
|------------------|--------------|-------|--------------|-------|-----------------|-------|---------------|-------|
|                  | Juvenile     | Adult | Juvenile     | Adult | Juvenile        | Adult | Juvenile      | Adult |
| Adair County     | 3            | 48    | 0            | 35    | 2               | 157   | 14            | 338   |
| Alfalfa County   | 0            | 3     | 0            | 8     | 0               | 10    | 0             | 32    |
| Atoka County     | 3            | 33    | 0            | 73    | 0               | 27    | 3             | 281   |
| Beaver County    | 0            | 4     | 1            | 7     | 0               | 6     | 1             | 29    |
| Beckham County   | 5            | 102   | 2            | 97    | 2               | 262   | 23            | 646   |
| Blaine County    | 0            | 5     | 3            | 32    | 0               | 40    | 3             | 133   |
| Bryan County     | 60           | 308   | 18           | 263   | 5               | 534   | 98            | 2,087 |
| Caddo County     | 12           | 67    | 12           | 47    | 5               | 469   | 66            | 747   |
| Canadian County  | 38           | 366   | 68           | 401   | 53              | 736   | 548           | 2,210 |
| Carter County    | 64           | 430   | 25           | 379   | 8               | 797   | 241           | 2,095 |
| Cherokee County  | 4            | 98    | 1            | 104   | 1               | 121   | 7             | 466   |
| Choctaw County   | 7            | 126   | 2            | 271   | 4               | 399   | 19            | 1,387 |
| Cimarron County  | 0            | 1     | 0            | 4     | 2               | 7     | 2             | 16    |
| Cleveland County | 146          | 658   | 113          | 887   | 41              | 1,263 | 1,126         | 6,655 |
| Coal County      | 0            | 11    | 0            | 17    | 1               | 9     | 1             | 54    |
| Comanche County  | 210          | 880   | 22           | 426   | 4               | 516   | 807           | 3,706 |

| County            | Index    |       | Drug     |       | Alcohol  |       | Total    |       |
|-------------------|----------|-------|----------|-------|----------|-------|----------|-------|
|                   | Crimes   |       | Related  |       | Related  |       | Arrests  |       |
|                   | Juvenile | Adult | Juvenile | Adult | Juvenile | Adult | Juvenile | Adult |
| Cotton County     | 0        | 1     | 0        | 7     | 0        | 24    | 0        | 42    |
| Craig County      | 3        | 6     | 0        | 7     | 0        | 32    | 9        | 74    |
| Creek County      | 35       | 157   | 24       | 261   | 6        | 417   | 119      | 1,106 |
| Custer County     | 13       | 85    | 9        | 114   | 0        | 268   | 59       | 690   |
| Delaware County   | 12       | 100   | 6        | 66    | 5        | 173   | 43       | 492   |
| Dewey County      | 0        | 7     | 0        | 6     | 0        | 13    | 0        | 53    |
| Ellis County      | 0        | 0     | 1        | 4     | 0        | 16    | 2        | 28    |
| Garfield County   | 51       | 274   | 49       | 327   | 10       | 475   | 240      | 2,462 |
| Garvin County     | 17       | 68    | 9        | 124   | 9        | 192   | 74       | 1,259 |
| Grady County      | 23       | 162   | 9        | 154   | 4        | 263   | 94       | 780   |
| Grant County      | 0        | 0     | 0        | 1     | 0        | 5     | 0        | 11    |
| Greer County      | 0        | 2     | 0        | 1     | 0        | 10    | 0        | 21    |
| Harmon County     | 0        | 2     | 1        | 4     | 0        | 14    | 4        | 40    |
| Harper County     | 0        | 1     | 0        | 2     | 0        | 1     | 0        | 5     |
| Haskell County    | 0        | 10    | 0        | 12    | 0        | 38    | 2        | 98    |
| Hughes County     | 8        | 34    | 1        | 60    | 1        | 67    | 11       | 214   |
| Jackson County    | 10       | 119   | 0        | 67    | 1        | 89    | 27       | 410   |
| Jefferson County  | 4        | 4     | 0        | 12    | 1        | 21    | 10       | 54    |
| Johnston County   | 0        | 16    | 3        | 32    | 1        | 80    | 6        | 251   |
| Kay County        | 85       | 309   | 36       | 406   | 35       | 558   | 604      | 1,871 |
| Kingfisher County | 0        | 5     | 0        | 46    | 0        | 55    | 2        | 126   |
| Kiowa County      | 0        | 12    | 3        | 48    | 0        | 35    | 7        | 135   |
| Latimer County    | 5        | 10    | 0        | 42    | 0        | 59    | 5        | 159   |
| LeFlore County    | 13       | 161   | 1        | 93    | 0        | 209   | 29       | 621   |
| Lincoln County    | 1        | 43    | 5        | 79    | 0        | 155   | 9        | 371   |
| Logan County      | 17       | 80    | 18       | 111   | 5        | 174   | 66       | 543   |
| Love County       | 1        | 17    | 1        | 29    | 0        | 65    | 7        | 143   |

| County              | Index    |       | Drug     |       | Alcohol  |       | Total    |        |
|---------------------|----------|-------|----------|-------|----------|-------|----------|--------|
|                     | Crimes   |       | Related  |       | Related  |       | Arrests  |        |
|                     | Juvenile | Adult | Juvenile | Adult | Juvenile | Adult | Juvenile | Adult  |
| Major County        | 0        | 5     | 0        | 18    | 0        | 28    | 0        | 172    |
| Marshall County     | 6        | 58    | 0        | 33    | 1        | 78    | 13       | 229    |
| Mayes County        | 23       | 120   | 22       | 138   | 11       | 235   | 220      | 827    |
| McClain County      | 1        | 57    | 5        | 130   | 3        | 154   | 19       | 536    |
| McCurtain County    | 19       | 134   | 8        | 148   | 2        | 248   | 44       | 750    |
| McIntosh County     | 0        | 49    | 0        | 94    | 0        | 112   | 0        | 392    |
| Murray County       | 1        | 18    | 1        | 67    | 1        | 116   | 4        | 273    |
| Muskogee County     | 88       | 636   | 27       | 428   | 8        | 319   | 297      | 3,498  |
| Noble County        | 1        | 18    | 7        | 38    | 5        | 59    | 18       | 183    |
| Nowata County       | 0        | 8     | 0        | 46    | 1        | 32    | 2        | 115    |
| Okfuskee County     | 4        | 14    | 1        | 8     | 3        | 65    | 12       | 125    |
| Oklahoma County     | 1,053    | 5,914 | 483      | 5,490 | 153      | 6,050 | 4,942    | 28,840 |
| Okmulgee County     | 34       | 222   | 15       | 196   | 20       | 413   | 136      | 1,055  |
| Osage County        | 5        | 44    | 3        | 95    | 0        | 218   | 13       | 509    |
| Ottawa County       | 13       | 79    | 1        | 51    | 2        | 147   | 26       | 528    |
| Pawnee County       | 11       | 55    | 9        | 129   | 1        | 223   | 33       | 881    |
| Payne County        | 58       | 443   | 15       | 270   | 16       | 1,182 | 240      | 2,663  |
| Pittsburg County    | 30       | 301   | 15       | 396   | 2        | 366   | 77       | 1,555  |
| Pontotoc County     | 39       | 331   | 19       | 246   | 7        | 616   | 156      | 1,891  |
| Pottawatomie County | 68       | 578   | 30       | 412   | 27       | 658   | 185      | 3,440  |
| Pushmataha County   | 0        | 8     | 1        | 11    | 0        | 42    | 4        | 86     |
| Roger Mills County  | 0        | 1     | 0        | 2     | 0        | 7     | 0        | 12     |
| Rogers County       | 49       | 290   | 9        | 330   | 11       | 427   | 115      | 1,544  |
| Seminole County     | 19       | 92    | 11       | 69    | 1        | 163   | 45       | 589    |
| Sequoyah County     | 27       | 231   | 19       | 361   | 12       | 557   | 150      | 1,675  |
| Stephens County     | 29       | 136   | 11       | 123   | 7        | 215   | 106      | 636    |
| Texas County        | 17       | 39    | 8        | 87    | 5        | 180   | 81       | 542    |

| County            | Index Crimes   |               | Drug Related |               | Alcohol Related |               | Total Arrests |                |
|-------------------|----------------|---------------|--------------|---------------|-----------------|---------------|---------------|----------------|
|                   | Juvenile       | Adult         | Juvenile     | Adult         | Juvenile        | Adult         | Juvenile      | Adult          |
|                   | Tillman County | 4             | 24           | 3             | 27              | 0             | 31            | 27             |
| Tulsa County      | 878            | 5,216         | 168          | 2,305         | 85              | 5,290         | 2,044         | 21,341         |
| Wagoner County    | 14             | 110           | 14           | 134           | 5               | 180           | 79            | 583            |
| Washington County | 3              | 34            | 4            | 43            | 0               | 63            | 19            | 197            |
| Washita County    | 3              | 5             | 1            | 28            | 0               | 27            | 8             | 89             |
| Woods County      | 4              | 15            | 0            | 45            | 0               | 63            | 4             | 160            |
| Woodward County   | 4              | 96            | 3            | 45            | 2               | 246           | 83            | 587            |
| <b>Total</b>      | <b>3,355</b>   | <b>20,206</b> | <b>1,356</b> | <b>17,209</b> | <b>597</b>      | <b>27,671</b> | <b>13,590</b> | <b>109,567</b> |

# V

## Law Enforcement Officers Killed or Assaulted

---

## Officers Killed or Assaulted

The Oklahoma Uniform Crime Reporting Program requires the collection of statistical information relating to law enforcement officers killed in the line of duty and the number assaulted while on duty.

No reports of officers killed as the result of a felonious act were made in 2015. No reports of officers killed as the result of an accident or negligent act were made in 2015. A total of 799 assaults were reported on law enforcement officers in 2015, representing a 0.6% decrease compared to 2014.

Table 38. Officer Assignment Information (2013-2015)

| Type Of Assignment |          | Year        | Number Assaulted | Percent      | % Change     |
|--------------------|----------|-------------|------------------|--------------|--------------|
| Two Man Vehicle    |          | 2015        | 49               | 6.1%         | +4.3%        |
|                    |          | 2014        | 47               | 5.8          | -11.3        |
|                    |          | 2013        | 53               | 7.3          | +35.9        |
| One Man Vehicle    | Alone    | 2015        | 192              | 24.0         | +14.3        |
|                    |          | 2014        | 168              | 20.9         | +43.6        |
|                    |          | 2013        | 117              | 16.1         | -26.9        |
|                    | Assisted | 2015        | 442              | 55.3         | -14.0        |
|                    |          | 2014        | 514              | 63.9         | +9.8         |
|                    |          | 2013        | 468              | 64.5         | +1.1         |
| Detective          | Alone    | 2015        | 2                | 0.3          | -66.7        |
|                    |          | 2014        | 6                | 0.7          | +20.0        |
|                    |          | 2013        | 5                | 0.7          | -37.5        |
|                    | Assisted | 2015        | 10               | 1.3          | -33.3        |
|                    |          | 2014        | 15               | 1.9          | +114.3       |
|                    |          | 2013        | 7                | 1.0          | -53.3        |
| Other              | Alone    | 2015        | 42               | 5.3          | +425.0       |
|                    |          | 2014        | 8                | 1.0          | -42.9        |
|                    |          | 2013        | 14               | 1.9          | -48.1        |
|                    | Assisted | 2015        | 62               | 7.8          | +34.8        |
|                    |          | 2014        | 46               | 5.7          | -25.8        |
|                    |          | 2013        | 62               | 8.5          | -12.7        |
| <b>Total</b>       |          | <b>2015</b> | <b>799</b>       | <b>100.0</b> | <b>-0.6</b>  |
|                    |          | <b>2014</b> | <b>804</b>       | <b>100.0</b> | <b>+10.7</b> |
|                    |          | <b>2013</b> | <b>726</b>       | <b>100.0</b> | <b>-7.3</b>  |



Table 39. Officer Assaults, by Activity (2013-2015)

| Circumstances                                    | Year        | Number Assaulted | Percent      | % Change     |
|--|-------------|------------------|--------------|--------------|
| Disturbance Call                                 | 2015        | 241              | 30.2%        | -13.9%       |
|  | 2014        | 280              | 34.8         | +16.7        |
|  | 2013        | 240              | 33.1         | -17.0        |
| Burglary in Progress                             | 2015        | 21               | 2.6          | -12.5        |
|  | 2014        | 24               | 3.0          | +71.4        |
|  | 2013        | 14               | 1.9          | -12.5        |
| Robbery in Progress                              | 2015        | 5                | 0.6          | -54.5        |
|  | 2014        | 11               | 1.4          | +120.0       |
|  | 2013        | 5                | 0.7          | -64.3        |
| Attempting Other Arrest                          | 2015        | 82               | 10.3         | +3.8         |
|  | 2014        | 79               | 9.8          | -24.0        |
|  | 2013        | 104              | 14.3         | +50.7        |
| Civil Disorder                                   | 2015        | 9                | 1.1          | +50.0        |
|  | 2014        | 6                | 0.7          | -25.0        |
|  | 2013        | 8                | 1.1          | +166.7       |
| Handling, Transporting Prisoner                  | 2015        | 149              | 18.6         | +67.4        |
|  | 2014        | 89               | 11.1         | -10.1        |
|  | 2013        | 99               | 13.6         | -13.2        |
| Investigating Suspicious Person or Circumstances | 2015        | 50               | 6.3          | -31.5        |
|  | 2014        | 73               | 9.1          | +46.0        |
|  | 2013        | 50               | 6.9          | -24.2        |
| Ambush – No Warning                              | 2015        | 0                | 0.0          | -100.0       |
|  | 2014        | 4                | 0.5          | +100.0       |
|  | 2013        | 2                | 0.3          | -80.0        |
| Mentally Deranged                                | 2015        | 27               | 3.4          | -25.0        |
|  | 2014        | 36               | 4.5          | +16.1        |
|  | 2013        | 31               | 4.3          | +55.0        |
| Traffic Pursuits and Stops                       | 2015        | 78               | 9.8          | -1.3         |
|  | 2014        | 79               | 9.8          | -2.5         |
|  | 2013        | 81               | 11.2         | -16.5        |
| All Other  | 2015        | 137              | 17.1         | +11.4        |
|  | 2014        | 123              | 15.3         | +33.7        |
|  | 2013        | 92               | 12.7         | +8.2         |
| <b>Total</b>                                     | <b>2015</b> | <b>799</b>       | <b>100.0</b> | <b>-0.6</b>  |
|  | <b>2014</b> | <b>804</b>       | <b>100.0</b> | <b>+10.7</b> |
|  | <b>2013</b> | <b>726</b>       | <b>100.0</b> | <b>-7.3</b>  |

Table 40. Officer Assaults, by Time (2013-2015)

| Time              | Year        | Number Assaulted | Percent      | % Change     |
|-------------------|-------------|------------------|--------------|--------------|
| 12 A.M. – 2 A.M.  | 2015        | 100              | 12.5%        | +4.2%        |
|                   | 2014        | 96               | 11.9         | +6.7         |
|                   | 2013        | 90               | 12.4         | -16.7        |
| 2 A.M. – 4 A.M.   | 2015        | 63               | 7.9          | +40.0        |
|                   | 2014        | 45               | 5.6          | -33.8        |
|                   | 2013        | 68               | 9.4          | -4.2         |
| 4 A.M. – 6 A.M.   | 2015        | 24               | 3.0          | +14.3        |
|                   | 2014        | 21               | 2.6          | -8.7         |
|                   | 2013        | 23               | 3.2          | +21.1        |
| 6 A.M. – 8 A.M.   | 2015        | 28               | 3.5          | +86.7        |
|                   | 2014        | 15               | 1.9          | 0.0          |
|                   | 2013        | 15               | 2.1          | -40.0        |
| 8 A.M. – 10 A.M.  | 2015        | 37               | 4.6          | +23.3        |
|                   | 2014        | 30               | 3.7          | -6.3         |
|                   | 2013        | 32               | 4.4          | +14.3        |
| 10 A.M. – 12 P.M. | 2015        | 34               | 4.3          | -24.4        |
|                   | 2014        | 45               | 5.6          | -2.2         |
|                   | 2013        | 46               | 6.3          | +27.8        |
| 12 P.M. – 2 P.M.  | 2015        | 60               | 7.5          | -6.3         |
|                   | 2014        | 64               | 8.0          | +73.0        |
|                   | 2013        | 37               | 5.1          | -21.3        |
| 2 P.M. – 4 P.M.   | 2015        | 61               | 7.6          | -29.1        |
|                   | 2014        | 86               | 10.7         | +50.9        |
|                   | 2013        | 57               | 7.9          | -1.7         |
| 4 P.M. – 6 P.M.   | 2015        | 89               | 11.1         | -15.2        |
|                   | 2014        | 105              | 13.1         | +56.7        |
|                   | 2013        | 67               | 9.2          | +31.4        |
| 6 P.M. – 8 P.M.   | 2015        | 79               | 9.9          | +5.3         |
|                   | 2014        | 75               | 9.3          | -12.8        |
|                   | 2013        | 86               | 11.8         | -19.6        |
| 8 P.M. – 10 P.M.  | 2015        | 95               | 11.9         | -5.9         |
|                   | 2014        | 101              | 12.6         | +20.2        |
|                   | 2013        | 84               | 11.6         | -22.2        |
| 10 P.M. – 12 A.M. | 2015        | 129              | 16.1         | +6.6         |
|                   | 2014        | 121              | 15.0         | 0.0          |
|                   | 2013        | 121              | 16.7         | -3.2         |
| <b>Total</b>      | <b>2015</b> | <b>799</b>       | <b>100.0</b> | <b>-0.6</b>  |
|                   | <b>2014</b> | <b>804</b>       | <b>100.0</b> | <b>+10.7</b> |
|                   | <b>2013</b> | <b>726</b>       | <b>100.0</b> | <b>-7.3</b>  |

Table 41. Officer Assaults, by Weapon (2013-2015)

| Weapon                    | Year        | Number Assaulted | Percent      | % Change     |
|---------------------------|-------------|------------------|--------------|--------------|
| Firearms                  | 2015        | 32               | 4.0%         | -23.8%       |
|                           | 2014        | 42               | 5.2          | +162.5       |
|                           | 2013        | 16               | 2.2          | -42.9        |
| Knife, Cutting Instrument | 2015        | 28               | 3.5          | +3.7         |
|                           | 2014        | 27               | 3.4          | +350.0       |
|                           | 2013        | 6                | 0.8          | -78.6        |
| Other Dangerous Weapon    | 2015        | 131              | 16.4         | +1.6         |
|                           | 2014        | 129              | 16.0         | -3.0         |
|                           | 2013        | 133              | 18.3         | -10.1        |
| Hands, Fists, Feet, etc.  | 2015        | 608              | 76.1         | +0.3         |
|                           | 2014        | 606              | 75.4         | +6.1         |
|                           | 2013        | 571              | 78.7         | -1.4         |
| <b>Total</b>              | <b>2015</b> | <b>799</b>       | <b>100.0</b> | <b>-0.6</b>  |
|                           | <b>2014</b> | <b>804</b>       | <b>100.0</b> | <b>+10.7</b> |
|                           | <b>2013</b> | <b>726</b>       | <b>100.0</b> | <b>-7.3</b>  |

Table 42. Officer Injuries (2013-2015)

| Injury         | Year        | Number Assaulted | % Distribution | % Change     |
|----------------|-------------|------------------|----------------|--------------|
| With Injury    | 2015        | 152              | 19.0%          | -0.7%        |
|                | 2014        | 153              | 19.0           | +24.4        |
|                | 2013        | 123              | 16.9           | -11.5        |
| Without Injury | 2015        | 647              | 81.0           | -0.6         |
|                | 2014        | 651              | 81.0           | +8.0         |
|                | 2013        | 603              | 83.1           | -6.4         |
| <b>Total</b>   | <b>2015</b> | <b>799</b>       | <b>100.0</b>   | <b>-0.6</b>  |
|                | <b>2014</b> | <b>804</b>       | <b>100.0</b>   | <b>+10.7</b> |
|                | <b>2013</b> | <b>726</b>       | <b>100.0</b>   | <b>-7.3</b>  |

## Law Enforcement Employee Data

**Definition: Persons employed as full-time sworn officers and full-time civilian employees.**

The figures below represent a compilation of forms sent to all reporting law enforcement agencies throughout the state on an annual basis. With the exception of persons who perform guard or protection duties and who are not paid from police funds (i.e., school crossing guards, special officers, and merchant police), these figures reflect the number of full-time sworn personnel with full arrest power, including the chief, sheriff, commissioner, and superintendent. The figures do not include employees of the Oklahoma Highway Patrol, the Oklahoma State Bureau of Investigation, or those law enforcement agencies which do not contribute to the Uniform Crime Reporting Program.

Civilians include clerks, radio dispatchers, meter maids, stenographers, mechanics, etc., provided these persons are full-time employees of the agency. Neither employees who are compensated from a source other than police funds, nor those receiving salaries from federal grants are included. In 2015, Oklahoma's law enforcement rate was 2.8 employees per 1,000 residents.

Table 43. Full-Time Law Enforcement and Civilian Employees

|                                 | Male         | Female       | Total         |
|---------------------------------|--------------|--------------|---------------|
| Full-Time Sworn Law Enforcement | 6,609        | 586          | 7,195         |
| Full-Time Civilian Employees    | 1,700        | 2,144        | 3,844         |
| <b>Total</b>                    | <b>8,309</b> | <b>2,730</b> | <b>11,039</b> |

VI

Domestic Abuse and  
Hate/Bias Crime

---

## Domestic Abuse

**Definition: Threatening, causing or attempting to cause serious physical harm between family or household members.**

Domestic abuse includes such offenses as murder, sex crimes, assault, and assault and battery. Family or household members are defined as spouses, former spouses, present spouses of former spouses, parents, foster parents, children, persons otherwise related by blood or marriage, or living in the same household or who formerly lived in the same household. Also included in this category are persons in dating relationships (defined as courtships or engagement relationships) or someone with whom they had a child. It also includes the elderly and handicapped.

Figure 1. Domestic Abuse (2006-2015)

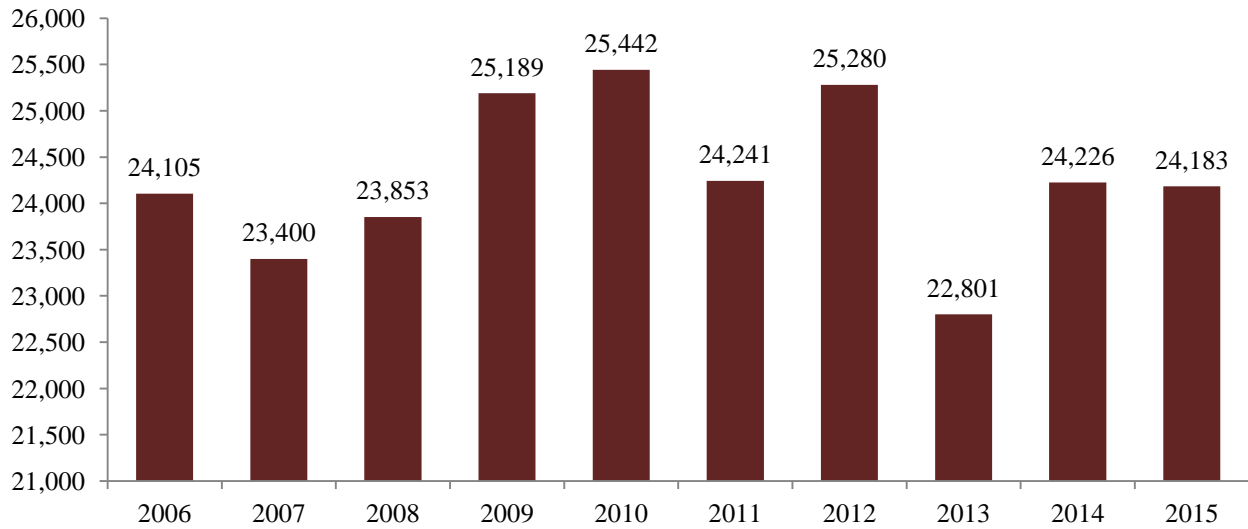


Table 44. Domestic Abuse, by Offense

| Classification    | Year        | Number Of Offenses | Percent      | % Change    |
|-------------------|-------------|--------------------|--------------|-------------|
| Murder            | 2015        | 49                 | 0.2%         | +4.3%       |
|                   | 2014        | 47                 | 0.2          | -4.1        |
|                   | 2013        | 49                 | 0.2          | -7.5        |
| Sex Crimes        | 2015        | 873                | 3.6          | +9.8        |
|                   | 2014        | 795                | 3.3          | -4.3        |
|                   | 2013        | 828                | 3.6          | -11.1       |
| Assault           | 2015        | 2,268              | 9.4          | -17.5       |
|                   | 2014        | 2,749              | 11.3         | +32.4       |
|                   | 2013        | 2,076              | 9.1          | -11.8       |
| Assault & Battery | 2015        | 20,993             | 86.8         | +1.7        |
|                   | 2014        | 20,635             | 85.2         | +4.0        |
|                   | 2013        | 19,848             | 87.0         | -9.5        |
| <b>Total</b>      | <b>2015</b> | <b>24,183</b>      | <b>100.0</b> | <b>-0.2</b> |
|                   | <b>2014</b> | <b>24,226</b>      | <b>100.0</b> | <b>+6.2</b> |
|                   | <b>2013</b> | <b>22,801</b>      | <b>100.0</b> | <b>-9.8</b> |

Table 45. Domestic Abuse, by Time of Day

| Time Of Day  | Murder    | Sex Crimes | Assault      | Assault & Battery | Total         |
|--------------|-----------|------------|--------------|-------------------|---------------|
| 0001 - 0100  | 2         | 34         | 85           | 1,046             | 1,167         |
| 0101 - 0200  | 4         | 25         | 48           | 876               | 953           |
| 0201 - 0300  | 1         | 16         | 51           | 656               | 724           |
| 0301 - 0400  | 0         | 18         | 30           | 552               | 600           |
| 0401 - 0500  | 2         | 10         | 33           | 480               | 525           |
| 0501 - 0600  | 0         | 9          | 25           | 392               | 426           |
| 0601 - 0700  | 1         | 7          | 25           | 292               | 325           |
| 0701 - 0800  | 2         | 27         | 47           | 403               | 479           |
| 0801 - 0900  | 2         | 31         | 71           | 469               | 573           |
| 0901 - 1000  | 1         | 44         | 95           | 581               | 721           |
| 1001 - 1100  | 3         | 48         | 95           | 717               | 863           |
| 1101 - 1200  | 2         | 57         | 119          | 758               | 936           |
| 1201 - 1300  | 1         | 54         | 116          | 814               | 985           |
| 1301 - 1400  | 0         | 46         | 117          | 849               | 1,012         |
| 1401 - 1500  | 3         | 49         | 114          | 897               | 1,063         |
| 1501 - 1600  | 1         | 58         | 138          | 968               | 1,165         |
| 1601 - 1700  | 4         | 41         | 149          | 1,108             | 1,302         |
| 1701 - 1800  | 5         | 40         | 139          | 1,209             | 1,393         |
| 1801 - 1900  | 5         | 40         | 146          | 1,181             | 1,372         |
| 1901 - 2000  | 2         | 41         | 129          | 1,288             | 1,460         |
| 2001 - 2100  | 3         | 43         | 146          | 1,336             | 1,528         |
| 2101 - 2200  | 2         | 37         | 131          | 1,424             | 1,594         |
| 2201 - 2300  | 1         | 40         | 115          | 1,440             | 1,596         |
| 2301 - 2400  | 2         | 58         | 104          | 1,257             | 1,421         |
| <b>Total</b> | <b>49</b> | <b>873</b> | <b>2,268</b> | <b>20,993</b>     | <b>24,183</b> |

Table 46. Domestic Abuse, by Day of Week

| Day Of Week  | Year        | Murder    | Sex Crimes | Assault      | Assault & Battery | Total         |
|--------------|-------------|-----------|------------|--------------|-------------------|---------------|
| Sunday       | 2015        | 7         | 112        | 327          | 3,403             | 3,849         |
|              | 2014        | 4         | 82         | 360          | 3,302             | 3,748         |
|              | 2013        | 5         | 89         | 293          | 3,265             | 3,652         |
| Monday       | 2015        | 9         | 145        | 381          | 2,843             | 3,378         |
|              | 2014        | 6         | 127        | 423          | 2,894             | 3,450         |
|              | 2013        | 10        | 131        | 331          | 2,794             | 3,266         |
| Tuesday      | 2015        | 7         | 124        | 334          | 2,840             | 3,305         |
|              | 2014        | 13        | 142        | 403          | 2,794             | 3,352         |
|              | 2013        | 8         | 125        | 318          | 2,817             | 3,268         |
| Wednesday    | 2015        | 7         | 130        | 299          | 2,804             | 3,240         |
|              | 2014        | 8         | 135        | 392          | 2,850             | 3,385         |
|              | 2013        | 8         | 127        | 283          | 2,486             | 2,904         |
| Thursday     | 2015        | 5         | 133        | 326          | 2,811             | 3,275         |
|              | 2014        | 5         | 122        | 389          | 2,756             | 3,272         |
|              | 2013        | 5         | 135        | 276          | 2,605             | 3,021         |
| Friday       | 2015        | 8         | 136        | 310          | 2,893             | 3,347         |
|              | 2014        | 3         | 109        | 399          | 2,822             | 3,333         |
|              | 2013        | 6         | 129        | 309          | 2,715             | 3,159         |
| Saturday     | 2015        | 6         | 93         | 291          | 3,399             | 3,789         |
|              | 2014        | 8         | 78         | 383          | 3,217             | 3,686         |
|              | 2013        | 7         | 92         | 266          | 3,166             | 3,531         |
| <b>Total</b> | <b>2015</b> | <b>49</b> | <b>873</b> | <b>2,268</b> | <b>20,993</b>     | <b>24,183</b> |
|              | <b>2014</b> | <b>47</b> | <b>795</b> | <b>2,749</b> | <b>20,635</b>     | <b>24,226</b> |
|              | <b>2013</b> | <b>49</b> | <b>828</b> | <b>2,076</b> | <b>19,848</b>     | <b>22,801</b> |



Table 47. Domestic Abuse, by Month

| Month        | Murder    | Sex Crimes | Assault      | Assault & Battery | Total         |
|--------------|-----------|------------|--------------|-------------------|---------------|
| January      | 4         | 69         | 260          | 1,685             | 2,018         |
| February     | 5         | 67         | 180          | 1,467             | 1,719         |
| March        | 6         | 78         | 189          | 1,778             | 2,051         |
| April        | 5         | 58         | 178          | 1,828             | 2,069         |
| May          | 3         | 73         | 223          | 1,892             | 2,191         |
| June         | 4         | 76         | 212          | 1,879             | 2,171         |
| July         | 3         | 83         | 197          | 1,924             | 2,207         |
| August       | 3         | 86         | 210          | 1,835             | 2,134         |
| September    | 2         | 73         | 160          | 1,799             | 2,034         |
| October      | 2         | 58         | 177          | 1,709             | 1,946         |
| November     | 7         | 71         | 145          | 1,616             | 1,839         |
| December     | 5         | 81         | 137          | 1,581             | 1,804         |
| <b>Total</b> | <b>49</b> | <b>873</b> | <b>2,268</b> | <b>20,993</b>     | <b>24,183</b> |

Table 48. Domestic Abuse, by County (2013-2015)

|           | 2013   |            |         |       | 2014   |            |         |       | 2015   |            |         |       |
|-----------|--------|------------|---------|-------|--------|------------|---------|-------|--------|------------|---------|-------|
|           | Murder | Sex Crimes | Assault | A&B   | Murder | Sex Crimes | Assault | A&B   | Murder | Sex Crimes | Assault | A&B   |
| Adair     | 0      | 8          | 23      | 115   | 0      | 10         | 34      | 104   | 1      | 6          | 30      | 125   |
| Alfalfa   | 0      | 0          | 0       | 16    | 0      | 1          | 0       | 6     | 0      | 0          | 0       | 5     |
| Atoka     | 0      | 3          | 1       | 48    | 0      | 0          | 1       | 40    | 1      | 1          | 0       | 46    |
| Beaver    | 0      | 1          | 2       | 18    | 0      | 1          | 1       | 9     | 0      | 0          | 0       | 6     |
| Beckham   | 0      | 2          | 10      | 117   | 0      | 2          | 9       | 112   | 0      | 7          | 11      | 96    |
| Blaine    | 0      | 3          | 4       | 46    | 0      | 2          | 10      | 36    | 0      | 0          | 2       | 23    |
| Bryan     | 0      | 16         | 105     | 98    | 0      | 2          | 99      | 65    | 0      | 2          | 115     | 75    |
| Caddo     | 1      | 4          | 51      | 102   | 1      | 3          | 33      | 86    | 1      | 1          | 19      | 70    |
| Canadian  | 0      | 10         | 61      | 304   | 0      | 15         | 60      | 293   | 1      | 10         | 54      | 322   |
| Carter    | 0      | 8          | 11      | 549   | 1      | 4          | 10      | 590   | 1      | 6          | 7       | 480   |
| Cherokee  | 0      | 0          | 1       | 9     | 0      | 12         | 56      | 231   | 0      | 6          | 30      | 134   |
| Choctaw   | 0      | 0          | 0       | 35    | 0      | 5          | 9       | 61    | 0      | 4          | 7       | 74    |
| Cimarron  | 0      | 0          | 0       | 0     | 0      | 0          | 0       | 7     | 0      | 0          | 1       | 2     |
| Cleveland | 0      | 3          | 219     | 578   | 1      | 19         | 146     | 724   | 1      | 15         | 79      | 546   |
| Coal      | 0      | 0          | 0       | 0     | 0      | 1          | 4       | 19    | 1      | 0          | 3       | 24    |
| Comanche  | 2      | 30         | 60      | 1,137 | 0      | 20         | 58      | 1,204 | 3      | 18         | 75      | 1,373 |
| Cotton    | 0      | 0          | 0       | 5     | 0      | 0          | 0       | 3     | 0      | 0          | 0       | 2     |
| Craig     | 0      | 1          | 10      | 35    | 0      | 3          | 4       | 32    | 0      | 1          | 10      | 38    |

|           | 2013   |            |         |     | 2014   |            |         |     | 2015   |            |         |     |
|-----------|--------|------------|---------|-----|--------|------------|---------|-----|--------|------------|---------|-----|
|           | Murder | Sex Crimes | Assault | A&B | Murder | Sex Crimes | Assault | A&B | Murder | Sex Crimes | Assault | A&B |
| Creek     | 0      | 43         | 22      | 327 | 2      | 32         | 7       | 253 | 1      | 38         | 29      | 274 |
| Custer    | 0      | 8          | 11      | 110 | 0      | 3          | 6       | 156 | 1      | 2          | 2       | 147 |
| Delaware  | 1      | 6          | 51      | 141 | 0      | 3          | 33      | 108 | 1      | 13         | 10      | 123 |
| Dewey     | 0      | 0          | 0       | 9   | 0      | 0          | 1       | 7   | 0      | 1          | 1       | 15  |
| Ellis     | 0      | 1          | 2       | 9   | 0      | 1          | 7       | 20  | 0      | 1          | 0       | 7   |
| Garfield  | 0      | 17         | 18      | 608 | 0      | 14         | 8       | 485 | 0      | 17         | 11      | 439 |
| Garvin    | 1      | 5          | 25      | 121 | 1      | 9          | 25      | 155 | 0      | 14         | 20      | 175 |
| Grady     | 0      | 3          | 2       | 124 | 1      | 5          | 25      | 141 | 0      | 7          | 29      | 175 |
| Grant     | 0      | 0          | 0       | 0   | 0      | 0          | 1       | 6   | 0      | 0          | 1       | 8   |
| Greer     | 0      | 0          | 0       | 0   | 0      | 1          | 1       | 23  | 0      | 1          | 0       | 13  |
| Harmon    | 0      | 0          | 0       | 1   | 0      | 3          | 3       | 19  | 0      | 3          | 4       | 19  |
| Harper    | 0      | 0          | 0       | 0   | 0      | 0          | 0       | 0   | 0      | 1          | 0       | 1   |
| Haskell   | 0      | 0          | 0       | 2   | 0      | 2          | 10      | 15  | 0      | 2          | 3       | 30  |
| Hughes    | 0      | 0          | 0       | 4   | 0      | 0          | 5       | 29  | 0      | 3          | 17      | 72  |
| Jackson   | 0      | 0          | 0       | 1   | 0      | 5          | 9       | 141 | 0      | 12         | 11      | 114 |
| Jefferson | 0      | 4          | 2       | 16  | 0      | 0          | 1       | 8   | 0      | 3          | 5       | 19  |
| Johnston  | 0      | 5          | 3       | 47  | 0      | 3          | 2       | 34  | 0      | 0          | 2       | 37  |
| Kay       | 0      | 31         | 7       | 341 | 0      | 51         | 15      | 328 | 0      | 17         | 7       | 263 |

|            | 2013   |            |         |     | 2014   |            |         |     | 2015   |            |         |     |
|------------|--------|------------|---------|-----|--------|------------|---------|-----|--------|------------|---------|-----|
|            | Murder | Sex Crimes | Assault | A&B | Murder | Sex Crimes | Assault | A&B | Murder | Sex Crimes | Assault | A&B |
| Kingfisher | 0      | 2          | 3       | 62  | 0      | 6          | 3       | 43  | 1      | 1          | 6       | 36  |
| Kiowa      | 0      | 3          | 12      | 37  | 0      | 3          | 21      | 56  | 0      | 0          | 9       | 55  |
| Latimer    | 0      | 4          | 10      | 46  | 0      | 1          | 6       | 45  | 0      | 7          | 4       | 43  |
| Le Flore   | 1      | 7          | 32      | 203 | 0      | 5          | 25      | 153 | 1      | 9          | 21      | 168 |
| Lincoln    | 0      | 11         | 14      | 130 | 1      | 11         | 7       | 95  | 0      | 11         | 10      | 125 |
| Logan      | 1      | 13         | 15      | 128 | 0      | 10         | 20      | 118 | 1      | 7          | 24      | 160 |
| Love       | 1      | 3          | 2       | 33  | 0      | 0          | 6       | 29  | 0      | 3          | 6       | 40  |
| Major      | 0      | 3          | 14      | 14  | 0      | 1          | 5       | 15  | 0      | 0          | 0       | 8   |
| Marshall   | 0      | 1          | 8       | 46  | 0      | 5          | 5       | 45  | 0      | 7          | 17      | 69  |
| Mayes      | 0      | 15         | 11      | 98  | 2      | 8          | 18      | 84  | 0      | 5          | 23      | 79  |
| McClain    | 0      | 9          | 38      | 217 | 0      | 15         | 22      | 78  | 1      | 22         | 38      | 171 |
| McCurtain  | 0      | 2          | 22      | 202 | 0      | 3          | 22      | 236 | 0      | 2          | 15      | 172 |
| McIntosh   | 1      | 10         | 19      | 71  | 0      | 0          | 28      | 79  | 0      | 5          | 22      | 76  |
| Murray     | 0      | 1          | 2       | 40  | 0      | 6          | 11      | 30  | 0      | 5          | 3       | 92  |
| Muskogee   | 0      | 31         | 44      | 630 | 1      | 25         | 28      | 513 | 0      | 23         | 65      | 608 |
| Noble      | 0      | 3          | 0       | 24  | 0      | 8          | 1       | 43  | 0      | 4          | 4       | 37  |
| Nowata     | 0      | 0          | 3       | 24  | 0      | 1          | 4       | 24  | 0      | 4          | 1       | 24  |
| Okfuskee   | 0      | 1          | 1       | 56  | 1      | 3          | 3       | 57  | 0      | 7          | 5       | 53  |

|              | 2013   |            |         |       | 2014   |            |         |       | 2015   |            |         |       |
|--------------|--------|------------|---------|-------|--------|------------|---------|-------|--------|------------|---------|-------|
|              | Murder | Sex Crimes | Assault | A&B   | Murder | Sex Crimes | Assault | A&B   | Murder | Sex Crimes | Assault | A&B   |
| Oklahoma     | 21     | 226        | 339     | 4,844 | 9      | 156        | 403     | 4,823 | 14     | 188        | 393     | 4,694 |
| Okmulgee     | 0      | 16         | 8       | 192   | 0      | 6          | 10      | 148   | 1      | 8          | 10      | 201   |
| Osage        | 1      | 7          | 8       | 125   | 0      | 4          | 12      | 171   | 0      | 12         | 12      | 165   |
| Ottawa       | 1      | 3          | 0       | 163   | 0      | 2          | 0       | 118   | 0      | 1          | 1       | 75    |
| Pawnee       | 0      | 1          | 5       | 58    | 0      | 0          | 9       | 57    | 0      | 1          | 4       | 74    |
| Payne        | 0      | 2          | 0       | 114   | 1      | 38         | 40      | 377   | 0      | 31         | 47      | 361   |
| Pittsburg    | 0      | 0          | 0       | 0     | 0      | 11         | 24      | 164   | 1      | 12         | 55      | 252   |
| Pontotoc     | 0      | 3          | 34      | 135   | 1      | 5          | 25      | 176   | 0      | 1          | 2       | 183   |
| Pottawatomie | 1      | 5          | 107     | 172   | 0      | 4          | 128     | 235   | 0      | 5          | 154     | 253   |
| Pushmataha   | 0      | 0          | 0       | 0     | 1      | 0          | 8       | 39    | 0      | 2          | 1       | 21    |
| Roger Mills  | 0      | 0          | 0       | 0     | 0      | 0          | 0       | 13    | 0      | 0          | 0       | 7     |
| Rogers       | 0      | 11         | 53      | 286   | 1      | 47         | 103     | 343   | 2      | 27         | 45      | 329   |
| Seminole     | 0      | 1          | 7       | 19    | 0      | 8          | 8       | 57    | 0      | 3          | 7       | 77    |
| Sequoyah     | 0      | 21         | 47      | 281   | 0      | 22         | 67      | 288   | 1      | 30         | 75      | 349   |
| Stephens     | 0      | 18         | 35      | 179   | 1      | 16         | 34      | 166   | 0      | 10         | 57      | 173   |
| Texas        | 0      | 1          | 4       | 101   | 0      | 2          | 1       | 84    | 0      | 4          | 1       | 86    |
| Tillman      | 0      | 0          | 3       | 41    | 0      | 2          | 7       | 41    | 2      | 0          | 3       | 35    |
| Tulsa        | 14     | 136        | 321     | 5,127 | 19     | 88         | 785     | 5,199 | 10     | 166        | 433     | 5,538 |

|                    | 2013      |            |              |               | 2014      |            |              |               | 2015      |            |              |               |
|--------------------|-----------|------------|--------------|---------------|-----------|------------|--------------|---------------|-----------|------------|--------------|---------------|
|                    | Murder    | Sex Crimes | Assault      | A&B           | Murder    | Sex Crimes | Assault      | A&B           | Murder    | Sex Crimes | Assault      | A&B           |
| Wagoner            | 1         | 18         | 103          | 254           | 0         | 20         | 120          | 295           | 0         | 15         | 69           | 229           |
| Washington         | 1         | 3          | 25           | 387           | 1         | 2          | 10           | 340           | 0         | 5          | 4            | 269           |
| Washita            | 0         | 4          | 2            | 62            | 1         | 5          | 1            | 37            | 1         | 3          | 6            | 40            |
| Woods              | 0         | 0          | 0            | 12            | 0         | 0          | 0            | 14            | 0         | 1          | 4            | 14            |
| Woodward           | 0         | 21         | 24           | 162           | 0         | 14         | 26           | 157           | 0         | 14         | 17           | 180           |
| <b>State Total</b> | <b>49</b> | <b>828</b> | <b>2,076</b> | <b>19,848</b> | <b>47</b> | <b>795</b> | <b>2,749</b> | <b>20,635</b> | <b>49</b> | <b>873</b> | <b>2,268</b> | <b>20,993</b> |

## Hate/Bias Crimes

**Definition: A criminal offense committed against a person or property, which is motivated by the offender's bias against race, religion, ethnic/national origin, sexual orientation, or disability.**

Table 49. Hate/Bias, by Offender

| Number of Offenders                    | Number    |
|--|-----------|
| One                                    | 14        |
| Two                                    | 3         |
| Three                                  | 3         |
| Four or More                           | 1         |
| Unknown                                | 11        |
| Race of Offenders                      | Number    |
| White                                  | 14        |
| Black                                  | 5         |
| American Indian / Alaskan Native       | 1         |
| Asia / Pacific Islander                | 0         |
| Multi-Racial Group                     | 1         |
| Unknown                                | 11        |
| Motivation: Anti-                      | Number    |
| White                                  | 4         |
| Black                                  | 13        |
| American Indian / Alaskan Native       | 1         |
| Asian / Pacific Islander               | 1         |
| Hispanic                               | 2         |
| Other Ethnicity / National Origin      | 1         |
| Islamic                                | 1         |
| Jewish                                 | 2         |
| Other Religion                         | 1         |
| Homosexual (Including Male Homosexual) | 6         |
| <b>Total Number of Offenders</b>       | <b>32</b> |

Table 50. Hate/Bias, by Incident

| Victim                           | Number    |
|----------------------------------|-----------|
| Individual                       | 29        |
| Government                       | 2         |
| Religious Organization           | 1         |
| Location of Incident             | Number    |
| Church / Synagogue / Temple      | 1         |
| Department / Discount Store      | 1         |
| Government / Public Building     | 1         |
| Highway / Road / Alley / Street  | 4         |
| Jail / Prison                    | 4         |
| Parking Lot / Garage             | 2         |
| Residence / Home                 | 12        |
| Restaurant                       | 1         |
| School – Elementary / Secondary  | 1         |
| Other / Unknown                  | 5         |
| <b>Total Number of Incidents</b> | <b>32</b> |

Table 51. Hate/Bias by Type

| Type of Offense    | Number of Offenses | Victims   |
|--------------------|--------------------|-----------|
| Aggravated Assault | 5                  | 8         |
| Burglary           | 3                  | 6         |
| Vandalism          | 6                  | 10        |
| Intimidation       | 11                 | 16        |
| Larceny-Theft      | 1                  | 1         |
| Simple Assault     | 6                  | 6         |
| <b>Total</b>       | <b>32</b>          | <b>47</b> |



VII

Index Crime Offenses by  
Contributor

---

## **Contributors**

The following section includes a specific breakdown of index crime offenses by each contributing law enforcement agency for the years 2013, 2014, and 2015. It must be remembered that the total index crime offenses reported are shown here, and the statistics include each month an agency reported.

As is apparent, the delinquency of reports greatly hampers the Oklahoma Uniform Crime Reporting Program. In some states, crime trend data is only computed for those agencies that have a complete reporting record for the year or years. Others use estimated data for those agencies that did not submit reports for each month. The Oklahoma Uniform Crime Reporting Program uses the total number of offenses reported in its analysis as part of a continuing endeavor to provide complete crime statistics for the State of Oklahoma.

The section is listed in alphabetical order by county, and then in numerical order by the Originating Agency Identifier (ORI) assigned to reporting agencies within each county by the Federal Bureau of Investigation. An alphabetical listing of all reporting agencies has been included in this publication; these agencies also have been cross-referenced to their respective counties.

Table 52. Alphabetical Agency Listing

| City         | County     | City               | County      | City                    | County     |
|--------------|------------|--------------------|-------------|-------------------------|------------|
| Achille      | Bryan      | Buffalo            | Harper      | Collinsville            | Tulsa      |
| Ada          | Pontotoc   | Cache              | Comanche    | Comanche Nation Tribal  | Comanche   |
| Allen        | Pontotoc   | Caddo              | Bryan       | Comanche                | Stephens   |
| Altus        | Jackson    | Calera             | Bryan       | Cordell                 | Washita    |
| Alva         | Woods      | Cameron University | Comanche    | Coweta                  | Wagoner    |
| Anadarko     | Caddo      | Caney              | Atoka       | Crescent                | Logan      |
| Antlers      | Pushmataha | Canton             | Blaine      | Cushing                 | Payne      |
| Apache       | Caddo      | Capitol Patrol     | Oklahoma    | Davenport               | Lincoln    |
| Arapaho      | Custer     | Carnegie           | Caddo       | Davis                   | Murray     |
| Ardmore      | Carter     | Carney             | Lincoln     | Del City                | Oklahoma   |
| Arkoma       | Leflore    | Cashion            | Kingfisher  | Depew                   | Creek      |
| Arnett       | Ellis      | Catoosa            | Rogers      | Dewar                   | Okmulgee   |
| Atoka        | Atoka      | Chandler           | Lincoln     | Dewey                   | Washington |
| Bartlesville | Washington | Checotah           | McIntosh    | Dibble                  | McClain    |
| Beaver       | Beaver     | Chelsea            | Rogers      | Drumright               | Creek      |
| Beggs        | Okmulgee   | Cherokee           | Alfalfa     | Duncan                  | Stephens   |
| Bernice      | Delaware   | Cheyenne           | Roger Mills | Durant                  | Bryan      |
| Bethany      | Oklahoma   | Chickasha          | Grady       | East Central University | Pontotoc   |
| Bixby        | Tulsa      | Choctaw            | Oklahoma    | Edmond                  | Oklahoma   |
| Blackwell    | Kay        | Chouteau           | Mayes       | El Reno                 | Canadian   |
| Blanchard    | McClain    | Claremore          | Rogers      | Elgin                   | Comanche   |
| Boise City   | Cimarron   | Clayton            | Pushmataha  | Elk City                | Beckham    |
| Boley        | Okfuskee   | Cleveland          | Pawnee      | Enid                    | Garfield   |
| Bristow      | Creek      | Clinton            | Custer      | Eufaula                 | McIntosh   |
| Broken Arrow | Tulsa      | Coalgate           | Coal        | Fairfax                 | Osage      |
| Broken Bow   | McCurtain  | Colbert            | Bryan       | Fairview                | Major      |

| City                | County     |
|---------------------|------------|
| Forest Park         | Oklahoma   |
| Fort Gibson         | Muskogee   |
| Fort Oakland Tribal | Kay        |
| Frederick           | Tillman    |
| Geary               | Blaine     |
| Glenpool            | Tulsa      |
| Goodwell            | Texas      |
| Grove               | Delaware   |
| Guthrie             | Logan      |
| Guymon              | Texas      |
| Haileyville         | Pittsburg  |
| Harrah              | Oklahoma   |
| Hartshorne          | Pittsburg  |
| Haskell             | Muskogee   |
| Healdton            | Carter     |
| Heavener            | Leflore    |
| Hennessey           | Kingfisher |
| Henryetta           | Okmulgee   |
| Hinton              | Caddo      |
| Hobart              | Kiowa      |
| Holdenville         | Hughes     |
| Hollis              | Harmon     |
| Hominy              | Osage      |
| Hooker              | Texas      |
| Howe                | Leflore    |
| Hugo                | Choctaw    |
| Hulbert             | Cherokee   |
| Hydro               | Caddo      |

| City                            | County       |
|---------------------------------|--------------|
| Idabel                          | McCurtain    |
| Jay                             | Delaware     |
| Jenks                           | Tulsa        |
| Jenks Public Schools            | Tulsa        |
| Jones                           | Oklahoma     |
| Kellyville                      | Creek        |
| Kiefer                          | Creek        |
| Kingfisher                      | Kingfisher   |
| Kingston                        | Marshall     |
| Krebs                           | Pittsburg    |
| Lahoma                          | Garfield     |
| Lamont                          | Grant        |
| Langston University             | Logan        |
| Lawton                          | Comanche     |
| Lexington                       | Cleveland    |
| Lindsay                         | Garvin       |
| Locust Grove                    | Mayer        |
| Lone Grove                      | Carter       |
| Luther                          | Oklahoma     |
| Madill                          | Marshall     |
| Mangum                          | Greer        |
| Mannford                        | Creek        |
| Marietta                        | Love         |
| Marlow                          | Stephens     |
| Maysville                       | Garvin       |
| McAlester                       | Pittsburg    |
| McAlester Public Schools Campus | Pittsburg    |
| McLoud                          | Pottawatomie |

| City                                 | County    |
|--------------------------------------|-----------|
| Medford                              | Grant     |
| Medicine Park                        | Comanche  |
| Meeker                               | Lincoln   |
| Miami                                | Ottawa    |
| Midwest City                         | Oklahoma  |
| Minco                                | Grady     |
| Moore                                | Cleveland |
| Mooreland                            | Woodward  |
| Morris                               | Okmulgee  |
| Mounds                               | Creek     |
| Mountain View                        | Kiowa     |
| Muldrow                              | Sequoyah  |
| Muskogee                             | Muskogee  |
| Mustang                              | Canadian  |
| NE Oklahoma A&M College              | Ottawa    |
| NE State Univ. – Tahlequah Campus    | Cherokee  |
| NE State Univ. – Broken Arrow Campus | Tulsa     |
| Newcastle                            | McClain   |
| Newkirk                              | Kay       |
| Nichols Hills                        | Oklahoma  |
| Nicoma Park                          | Oklahoma  |
| Ninnekah                             | Grady     |
| Noble                                | Cleveland |
| Norman                               | Cleveland |
| Norman Public Schools                | Cleveland |
| North Enid                           | Garfield  |
| Nowata                               | Nowata    |
| Oilton                               | Creek     |

| City                               | County    |
|------------------------------------|-----------|
| Okemah                             | Okfuskee  |
| Okla. State Univ. – Okmulgee       | Okmulgee  |
| Okla. State Univ. – Tulsa          | Tulsa     |
| Okla. Univ. Health Sciences Center | Oklahoma  |
| Oklahoma City                      | Oklahoma  |
| Oklahoma City University Campus    | Oklahoma  |
| Oklahoma State University          | Payne     |
| Okmulgee                           | Okmulgee  |
| Oologah                            | Rogers    |
| Owasso                             | Tulsa     |
| Pauls Valley                       | Garvin    |
| Pawhuska                           | Osage     |
| Pawnee                             | Pawnee    |
| Perkins                            | Payne     |
| Perry                              | Noble     |
| Piedmont                           | Canadian  |
| Pocola                             | Leflore   |
| Ponca City                         | Kay       |
| Porum                              | Muskogee  |
| Poteau                             | Leflore   |
| Prague                             | Lincoln   |
| Pryor                              | Mayes     |
| Purcell                            | McClain   |
| Putnam City Campus                 | Oklahoma  |
| Ringling                           | Jefferson |
| Rogers State University            | Rogers    |
| Roland                             | Sequoyah  |
| Rush Springs                       | Grady     |

| City                   | County       |
|------------------------|--------------|
| SE OSU                 | Bryan        |
| SW OSU                 | Custer       |
| Salina                 | Mayes        |
| Sallisaw               | Sequoyah     |
| Sand Springs           | Tulsa        |
| Sapulpa                | Creek        |
| Sawyer                 | Choctaw      |
| Sayre                  | Beckham      |
| Seiling                | Dewey        |
| Seminole               | Seminole     |
| Seminole State College | Seminole     |
| Shawnee                | Pottawatomie |
| Skiatook               | Tulsa        |
| Snyder                 | Kiowa        |
| South Coffeyville      | Nowata       |
| Sparks                 | Lincoln      |
| Spencer                | Oklahoma     |
| Spiro                  | Leflore      |
| Stigler                | Haskell      |
| Stillwater             | Payne        |
| Stilwell               | Adair        |
| Stonewall              | Pontotoc     |
| Stratford              | Garvin       |
| Stringtown             | Atoka        |
| Stroud                 | Lincoln      |
| Sulphur                | Murray       |
| Tahlequah              | Cherokee     |
| Talala                 | Rogers       |

| City                           | County       |
|--------------------------------|--------------|
| Talihina                       | Leflore      |
| Taloga                         | Dewey        |
| Tecumseh                       | Pottawatomie |
| Tishomingo                     | Johnston     |
| Tonkawa                        | Kay          |
| Tryon                          | Lincoln      |
| Tulsa Community College        | Tulsa        |
| Tulsa                          | Tulsa        |
| Tushka                         | Atoka        |
| Tuttle                         | Grady        |
| Union City                     | Canadian     |
| University of Central Oklahoma | Oklahoma     |
| University of Oklahoma         | Cleveland    |
| Valley Brook                   | Oklahoma     |
| Valliant                       | McCurain     |
| Verdigris                      | Rogers       |
| Vian                           | Sequoyah     |
| Vici                           | Dewey        |
| Village                        | Oklahoma     |
| Vinita                         | Craig        |
| Wagoner                        | Wagoner      |
| Walters                        | Cotton       |
| Warner                         | Muskogee     |
| Warr Acres                     | Oklahoma     |
| Washington                     | McClain      |
| Watonga                        | Blaine       |
| Waukomis                       | Garfield     |
| Waurika                        | Jefferson    |

| City                | County   |
|---------------------|----------|
| Waynoka             | Woods    |
| Weatherford         | Custer   |
| Webbers Falls       | Muskogee |
| Weleetka            | Okfuskee |
| West Siloam Springs | Delaware |
| Westville           | Adair    |

| City        | County    |
|-------------|-----------|
| Wetumka     | Hughes    |
| Wewoka      | Seminole  |
| Wilburton   | Latimer   |
| Wilson      | Carter    |
| Woodward    | Woodward  |
| Wright City | McCurtain |

| City                    | County   |
|-------------------------|----------|
| Wyandotte Nation Tribal | Ottawa   |
| Wyandotte               | Ottawa   |
| Wynnewood               | Garvin   |
| Yale                    | Payne    |
| Yukon                   | Canadian |

Table 53. Index Crimes, by County

| Agency  | Year | Population | Total Crime Index | Crime Rate Per 1,000 | Murder | Rape | Robbery | Felonious Assault | Breaking & Entering | Larceny | Motor Vehicle Theft | Arson <sup>†</sup> |
|---|------|------------|-------------------|----------------------|--------|------|---------|-------------------|---------------------|---------|---------------------|--------------------|
| Adair County Sheriff's Office<br>OK0010000    | 2015 | 16,477     | 300               | 18.21                | 1      | 4    | 2       | 83                | 74                  | 121     | 15                  | 5                  |
|   | 2014 | 16,481     | 237               | 14.38                | 1      | 11   |         | 66                | 44                  | 100     | 15                  | 1                  |
|   | 2013 | 16,663     | 183               | 10.98                | 1      | 3    |         | 42                | 61                  | 67      | 9                   | 8                  |
| Stilwell Police Department<br>OK0010100       | 2015 | 4,019      | 166               | 41.30                |        | 1    | 2       | 12                | 29                  | 105     | 17                  | 1                  |
|   | 2014 | 4,032      | 184               | 45.63                |        | 2    |         | 11                | 16                  | 140     | 15                  |                    |
|   | 2013 | 3,988      | 224               | 56.17                |        | 3    | 3       | 12                | 28                  | 162     | 16                  | 5                  |
| Westville Police Department<br>OK0010200      | 2015 | 1,572      | 52                | 33.08                |        | 1    |         | 7                 | 13                  | 27      | 4                   |                    |
|   | 2014 | 1,574      | 47                | 29.86                |        | 1    |         | 5                 | 10                  | 31      |                     |                    |
|   | 2013 | 1,586      | 56                | 35.31                |        |      |         | 6                 | 20                  | 30      |                     |                    |
| Adair County                                  | 2015 | 22,068     | 518               | 23.47                | 1      | 6    | 4       | 102               | 116                 | 253     | 36                  | 6                  |
|   | 2014 | 22,087     | 468               | 21.19                | 1      | 14   |         | 82                | 70                  | 271     | 30                  | 1                  |
|   | 2013 | 22,237     | 463               | 20.82                | 1      | 6    | 3       | 60                | 109                 | 259     | 25                  | 13                 |
| Alfalfa County Sheriff's Office<br>OK 0020000 | 2015 | 4,286      | 29                | 6.77                 |        |      |         | 1                 | 10                  | 15      | 3                   |                    |
|   | 2014 | 4,334      | 40                | 9.23                 |        |      |         | 1                 | 13                  | 24      | 2                   | 1                  |
|   | 2013 | 4,201      | 29                | 6.90                 |        |      |         |                   | 11                  | 18      |                     |                    |
| Cherokee Police Department<br>OK0020100       | 2015 | 1,550      | 11                | 7.10                 |        |      |         | 2                 | 4                   | 5       |                     |                    |
|   | 2014 | 1,575      | 10                | 6.35                 |        |      |         | 6                 | 1                   | 1       | 2                   |                    |
|   | 2013 | 1,501      | 22                | 14.66                |        |      |         | 3                 | 10                  | 8       | 1                   |                    |
| Alfalfa County                                | 2015 | 5,836      | 40                | 6.85                 |        |      |         | 3                 | 14                  | 20      | 3                   |                    |
|   | 2014 | 5,909      | 50                | 8.46                 |        |      |         | 7                 | 14                  | 25      | 4                   | 1                  |
|   | 2013 | 5,702      | 51                | 8.94                 |        |      |         | 3                 | 21                  | 26      | 1                   |                    |
| Atoka County Sheriff's Office<br>OK 0030000   | 2015 | 9,764      | 81                | 8.30                 |        | 5    |         | 2                 | 38                  | 30      | 6                   | 1                  |
|   | 2014 | 9,853      | 88                | 8.93                 |        |      |         | 1                 | 37                  | 50      |                     | 1                  |
|   | 2013 | 10,014     | 89                | 8.89                 |        | 3    |         | 1                 | 37                  | 46      | 2                   | 2                  |
| Atoka Police Department<br>OK 0030100         | 2015 | 3,056      | 145               | 47.45                | 2      | 2    |         | 8                 | 54                  | 75      | 4                   |                    |
|   | 2014 | 3,095      | 137               | 44.26                |        | 1    | 2       | 10                | 35                  | 84      | 5                   | 2                  |
|   | 2013 | 3,098      | 122               | 39.38                |        |      | 2       | 8                 | 35                  | 69      | 8                   | 2                  |

| Agency  | Year | Population | Total Crime Index | Crime Rate Per 1,000 | Murder | Rape | Robbery | Felonious Assault | Breaking & Entering | Larceny | Motor Vehicle Theft | Arson <sup>†</sup> |
|---|------|------------|-------------------|----------------------|--------|------|---------|-------------------|---------------------|---------|---------------------|--------------------|
| Caney Police Department<br>OK0030200          | 2015 | 197        | 5                 | 25.38                |        |      |         |                   |                     | 5       |                     | 1                  |
|   | 2014 | 200        | 12                | 60.00                |        |      |         |                   | 6                   | 6       |                     |                    |
|   | 2013 | 201        | 6                 | 29.85                |        |      |         |                   | 2                   | 4       |                     |                    |
| Stringtown Police Department<br>OK0030800     | 2015 | 400        | 0                 | 0.00                 |        |      |         | 1                 |                     |         |                     |                    |
|   | 2014 | 399        | 8                 | 20.05                |        |      |         |                   | 1                   | 6       |                     |                    |
|   | 2013 | 401        | 6                 | 14.96                |        |      |         |                   | 1                   | 4       | 1                   |                    |
| Tushka Police Department<br>OK0030900         | 2015 | 300        | 12                | 40.00                |        |      |         | 1                 | 8                   | 2       | 1                   |                    |
|   | 2014 | 305        | 8                 | 26.23                |        |      |         | 1                 | 2                   | 4       | 1                   |                    |
|   | 2013 | 306        | 6                 | 19.61                |        |      |         | 1                 | 3                   | 1       | 1                   |                    |
| Atoka County                                  | 2015 | 13,717     | 243               | 17.72                | 2      | 7    |         | 11                | 100                 | 112     | 11                  | 2                  |
|   | 2014 | 13,852     | 253               | 18.26                |        | 1    | 2       | 13                | 81                  | 150     | 6                   | 3                  |
|   | 2013 | 14,020     | 229               | 16.33                |        | 3    | 2       | 10                | 78                  | 124     | 12                  | 4                  |
| Beaver County Sheriff's Office<br>OK0040000   | 2015 | 3,991      | 23                | 5.76                 |        |      |         | 1                 | 8                   | 13      | 1                   |                    |
|   | 2014 | 4,061      | 69                | 16.99                |        |      | 1       | 4                 | 28                  | 31      | 5                   |                    |
|   | 2013 | 4,107      | 68                | 16.56                |        |      |         | 8                 | 16                  | 41      | 3                   | 2                  |
| Beaver Police Department<br>OK 0040200        | 2015 | 1,458      | 10                | 6.86                 |        |      |         |                   | 4                   | 6       |                     |                    |
|   | 2014 | 1,490      | 6                 | 4.03                 |        |      |         |                   | 4                   | 2       |                     |                    |
|   | 2013 | 1,492      | 22                | 14.75                |        |      |         | 4                 | 5                   | 13      |                     |                    |
| Beaver County                                 | 2015 | 5,449      | 33                | 6.06                 |        |      |         | 1                 | 12                  | 19      | 1                   |                    |
|   | 2014 | 5,551      | 75                | 13.51                |        |      | 1       | 4                 | 32                  | 33      | 5                   |                    |
|   | 2013 | 5,599      | 90                | 16.07                |        |      |         | 12                | 21                  | 54      | 3                   | 2                  |
| Beckham County Sheriff's Office<br>OK 0050000 | 2015 | 6,344      | 110               | 17.34                | 1      |      |         | 6                 | 39                  | 53      | 11                  | 3                  |
|   | 2014 | 6,524      | 170               | 26.06                |        | 3    | 1       | 13                | 52                  | 87      | 14                  | 1                  |
|   | 2013 | 6,528      | 105               | 16.08                |        | 1    |         | 6                 | 25                  | 58      | 15                  | 1                  |
| Elk City Police Department<br>OK 0050100      | 2015 | 12,951     | 402               | 31.04                |        | 3    | 2       | 17                | 68                  | 294     | 18                  | 1                  |
|   | 2014 | 12,856     | 343               | 26.68                |        | 2    | 1       | 9                 | 69                  | 247     | 15                  |                    |
|   | 2013 | 12,463     | 380               | 30.49                |        |      | 3       | 30                | 74                  | 243     | 30                  | 1                  |



| Agency                                      | Year | Population | Total Crime Index | Crime Rate Per 1,000 | Murder | Rape | Robbery | Felonious Assault | Breaking & Entering | Larceny | Motor Vehicle Theft | Arson <sup>†</sup> |
|---|------|------------|-------------------|----------------------|--------|------|---------|-------------------|---------------------|---------|---------------------|--------------------|
| Sayre Police Department<br>OK0050300        | 2015 | 4,846      | 51                | 10.52                |        | 2    | 1       | 2                 | 16                  | 29      | 1                   |                    |
|   | 2014 | 4,699      | 50                | 10.64                |        | 1    |         | 7                 | 11                  | 27      | 4                   | 1                  |
|   | 2013 | 4,556      | 59                | 12.95                |        |      | 1       | 9                 | 18                  | 26      | 5                   | 1                  |
| Beckham County                              | 2015 | 24,141     | 563               | 23.32                | 1      | 5    | 3       | 25                | 123                 | 376     | 30                  | 4                  |
|   | 2014 | 24,079     | 563               | 23.38                |        | 6    | 2       | 29                | 132                 | 361     | 33                  | 2                  |
|   | 2013 | 23,547     | 544               | 23.10                |        | 1    | 4       | 45                | 117                 | 327     | 50                  | 3                  |
| Blaine County Sheriff's Office<br>OK0060000 | 2015 | 4,897      | 34                | 6.94                 |        |      | 1       | 1                 | 8                   | 23      | 1                   |                    |
|   | 2014 | 4,757      | 37                | 7.78                 |        |      |         | 2                 | 6                   | 28      | 1                   |                    |
|   | 2013 | 4,843      | 81                | 16.73                |        | 1    |         | 12                | 20                  | 43      | 5                   | 1                  |
| Watonga Police Department<br>OK0060100      | 2015 | 3,040      | 31                | 10.20                |        |      |         |                   | 6                   | 23      | 2                   | 1                  |
|   | 2014 | 2,973      | 72                | 24.22                |        | 2    |         | 5                 | 24                  | 38      | 3                   | 2                  |
|   | 2013 | 2,987      | 72                | 24.10                |        |      | 2       | 6                 | 24                  | 37      | 3                   |                    |
| Canton Police Department<br>OK0060200       | 2015 | 621        | 0                 | 0.00                 |        |      |         |                   |                     |         |                     |                    |
|   | 2014 | 612        | 2                 | 3.27                 |        | 1    |         |                   |                     | 1       |                     |                    |
|   | 2013 | 614        | 5                 | 8.14                 |        |      |         |                   | 3                   | 2       |                     |                    |
| Geyre Police Department<br>OK0060500        | 2015 | 1,315      | 62                | 47.15                |        |      |         | 1                 | 30                  | 26      | 5                   |                    |
|   | 2014 | 1,292      | 45                | 34.83                |        | 1    | 1       | 3                 | 21                  | 16      | 3                   |                    |
|   | 2013 | 1,289      | 51                | 39.57                |        |      |         | 7                 | 16                  | 27      | 1                   | 1                  |
| Blaine County                               | 2015 | 9,873      | 127               | 12.86                |        |      | 1       | 2                 | 44                  | 72      | 8                   | 1                  |
|   | 2014 | 9,634      | 156               | 16.19                |        | 4    | 1       | 10                | 51                  | 83      | 7                   | 2                  |
|   | 2013 | 9,733      | 209               | 21.47                |        | 1    | 2       | 25                | 63                  | 109     | 9                   | 2                  |
| Bryan County Sheriff's Office<br>OK0070000  | 2015 | 22,665     | 152               | 6.71                 |        | 4    |         | 20                | 58                  | 56      | 14                  | 2                  |
|   | 2014 | 22,575     | 168               | 7.44                 |        | 2    |         | 14                | 62                  | 75      | 15                  | 2                  |
|   | 2013 | 22,367     | 318               | 14.22                | 2      | 10   |         | 20                | 118                 | 133     | 35                  | 3                  |
| Durant Police Department<br>OK0070100       | 2015 | 17,323     | 1,157             | 66.79                |        | 8    | 3       | 36                | 185                 | 883     | 42                  | 3                  |
|   | 2014 | 17,132     | 1,183             | 69.05                |        | 8    | 4       | 57                | 221                 | 831     | 62                  | 1                  |
|   | 2013 | 16,585     | 1,343             | 80.98                |        | 10   | 10      | 148               | 277                 | 859     | 39                  | 4                  |

| Agency                                     | Year | Population | Total Crime Index | Crime Rate Per 1,000 | Murder | Rape | Robbery | Felonious Assault | Breaking & Entering | Larceny | Motor Vehicle Theft | Arson <sup>†</sup> |
|--|------|------------|-------------------|----------------------|--------|------|---------|-------------------|---------------------|---------|---------------------|--------------------|
| Achille Police Department<br>OK0070200     | 2015 | 511        | 2                 | 3.91                 |        | 1    |         |                   |                     | 1       |                     |                    |
|  | 2014 | 513        | 2                 | 3.90                 |        |      |         |                   | 2                   |         |                     |                    |
|  | 2013 | 501        | 2                 | 3.99                 |        |      |         |                   | 1                   | 1       |                     |                    |
| Caddo Police Department<br>OK0070900       | 2015 | 1,050      | 15                | 14.29                |        | 1    |         |                   | 6                   | 5       | 3                   |                    |
|  | 2014 | 1,045      | 19                | 18.18                |        |      |         | 1                 | 11                  | 5       | 2                   | 2                  |
|  | 2013 | 1,027      | 9                 | 8.76                 |        |      |         |                   |                     | 8       | 1                   |                    |
| Calera Police Department<br>OK0071000      | 2015 | 2,251      | 65                | 28.88                |        |      | 1       | 21                | 11                  | 29      | 3                   |                    |
|  | 2014 | 2,249      | 47                | 20.90                |        |      | 1       | 9                 | 13                  | 20      | 4                   |                    |
|  | 2013 | 2,205      | 41                | 18.59                |        |      |         | 1                 | 9                   | 30      | 1                   |                    |
| Colbert Police Department<br>OK0071300     | 2015 | 1,185      | 14                | 11.81                |        |      | 1       | 2                 | 4                   | 4       | 3                   |                    |
|  | 2014 | 1,181      | 16                | 13.55                |        |      |         | 1                 | 6                   | 7       | 2                   |                    |
|  | 2013 | 1,161      | 34                | 29.29                |        |      |         | 1                 | 10                  | 22      | 1                   |                    |
| SE OSU Police*<br>OK0072600                | 2015 | 3,751      | 17                | 4.53                 |        | 2    |         |                   | 3                   | 12      |                     |                    |
|  | 2014 | 5,910      | 20                | 3.38                 |        |      |         |                   | 12                  | 6       | 2                   |                    |
|  | 2013 | 5,988      | 22                | 3.67                 |        |      |         |                   | 11                  | 11      |                     |                    |
| Bryan County                               | 2015 | 44,985     | 1,422             | 31.61                |        | 16   | 5       | 79                | 267                 | 990     | 65                  | 5                  |
|  | 2014 | 44,695     | 1,455             | 32.55                |        | 10   | 5       | 82                | 327                 | 944     | 87                  | 5                  |
|  | 2013 | 43,846     | 1,769             | 40.35                | 2      | 20   | 10      | 170               | 426                 | 1,064   | 77                  | 7                  |
| Caddo County Sheriff's Office<br>OK0080000 | 2015 | 15,518     | 233               | 15.01                | 3      | 4    |         | 34                | 81                  | 109     | 2                   |                    |
|  | 2014 | 15,704     | 177               | 11.27                |        |      |         | 38                | 47                  | 88      | 4                   |                    |
|  | 2013 | 15,890     | 246               | 15.48                | 1      |      | 1       | 52                | 102                 | 77      | 13                  | 3                  |
| Anadarko Police Department<br>OK0080100    | 2015 | 6,706      | 310               | 46.23                | 1      | 2    | 5       | 25                | 98                  | 163     | 16                  | 11                 |
|  | 2014 | 6,808      | 345               | 50.68                | 1      | 5    | 4       | 22                | 94                  | 208     | 11                  | 4                  |
|  | 2013 | 6,843      | 287               | 41.94                |        | 1    | 3       | 21                | 83                  | 166     | 13                  | 4                  |
| Apache Police Department<br>OK0080400      | 2015 | 1,424      | 20                | 14.04                |        |      |         |                   | 11                  | 9       |                     | 1                  |
|  | 2014 | 1,440      | 17                | 11.81                |        |      |         |                   | 3                   | 14      |                     |                    |
|  | 2013 | 1,447      | 31                | 21.42                |        |      |         | 2                 | 12                  | 16      | 1                   |                    |

| Agency  | Year | Population | Total Crime Index | Crime Rate Per 1,000 | Murder | Rape | Robbery | Felonious Assault | Breaking & Entering | Larceny | Motor Vehicle Theft | Arson <sup>†</sup> |
|---|------|------------|-------------------|----------------------|--------|------|---------|-------------------|---------------------|---------|---------------------|--------------------|
| Carnegie Police Department<br>OK0080800       | 2015 | 1,693      | 24                | 14.18                |        |      |         | 6                 | 9                   | 8       | 1                   |                    |
|   | 2014 | 1,714      | 12                | 7.00                 |        |      |         |                   | 7                   | 5       |                     |                    |
|   | 2013 | 1,720      | 10                | 5.81                 |        |      |         | 6                 | 4                   |         |                     |                    |
| Hinton Police Department<br>OK0081500         | 2015 | 3,225      | 38                | 11.78                |        |      |         | 1                 | 4                   | 27      | 6                   |                    |
|   | 2014 | 3,251      | 13                | 4.00                 |        |      |         |                   | 4                   | 9       |                     |                    |
|   | 2013 | 3,216      | 30                | 9.33                 |        |      |         | 1                 | 7                   | 16      | 6                   |                    |
| Hydro Police Department<br>OK0081600          | 2015 | 960        | 19                | 19.79                |        |      |         | 6                 | 7                   | 4       | 2                   |                    |
|   | 2014 | 960        | 12                | 12.50                |        |      |         | 2                 | 1                   | 8       | 1                   |                    |
|   | 2013 | 967        | 30                | 31.02                |        |      |         | 2                 | 8                   | 19      | 1                   |                    |
| Caddo County                                  | 2015 | 29,526     | 644               | 21.81                | 4      | 6    | 5       | 72                | 210                 | 320     | 27                  | 12                 |
|   | 2014 | 29,877     | 576               | 19.28                | 1      | 5    | 4       | 62                | 156                 | 332     | 16                  | 4                  |
|   | 2013 | 30,083     | 634               | 21.08                | 1      | 1    | 4       | 84                | 216                 | 294     | 34                  | 7                  |
| Canadian County Sheriff's Office<br>OK0090000 | 2015 | 7,412      | 211               | 28.47                | 1      | 2    |         | 12                | 79                  | 100     | 17                  | 1                  |
|   | 2014 | 9,125      | 242               | 26.52                |        | 5    | 1       | 16                | 74                  | 122     | 24                  | 1                  |
|   | 2013 | 9,344      | 195               | 20.87                | 2      | 1    |         | 5                 | 79                  | 92      | 16                  | 5                  |
| El Reno Police Department<br>OK0090100        | 2015 | 18,498     | 513               | 27.73                |        | 10   | 8       | 24                | 115                 | 334     | 22                  | 6                  |
|   | 2014 | 18,123     | 466               | 25.71                | 2      | 8    | 6       | 32                | 91                  | 316     | 11                  | 8                  |
|   | 2013 | 17,743     | 483               | 27.22                |        | 9    | 4       | 32                | 115                 | 307     | 16                  | 7                  |
| Yukon Police Department<br>OK0090200          | 2015 | 26,013     | 576               | 22.14                |        | 7    | 5       | 28                | 77                  | 431     | 28                  |                    |
|   | 2014 | 25,346     | 572               | 22.57                |        | 3    | 5       | 23                | 80                  | 430     | 31                  | 1                  |
|   | 2013 | 24,570     | 635               | 25.84                |        | 4    | 7       | 46                | 85                  | 466     | 27                  | 6                  |
| Mustang Police Department<br>OK0090500        | 2015 | 20,203     | 285               | 14.11                |        | 4    | 3       | 27                | 42                  | 191     | 18                  |                    |
|   | 2014 | 19,511     | 311               | 15.94                |        | 1    | 3       | 39                | 49                  | 202     | 17                  | 1                  |
|   | 2013 | 18,895     | 479               | 25.35                |        | 2    |         | 37                | 67                  | 357     | 16                  | 3                  |
| Piedmont Police Department<br>OK0090600       | 2015 | 6,996      | 38                | 5.43                 |        | 2    | 1       | 1                 | 9                   | 25      |                     |                    |
|   | 2014 | 6,674      | 49                | 7.34                 |        | 2    | 1       |                   | 8                   | 35      | 3                   |                    |
|   | 2013 | 6,384      | 66                | 10.34                |        |      |         | 6                 | 10                  | 43      | 7                   |                    |

| Agency  | Year                 | Population                 | Total Crime Index       | Crime Rate Per 1,000    | Murder      | Rape           | Robbery        | Felonious Assault | Breaking & Entering | Larceny                 | Motor Vehicle Theft | Arson <sup>†</sup> |
|---|----------------------|----------------------------|-------------------------|-------------------------|-------------|----------------|----------------|-------------------|---------------------|-------------------------|---------------------|--------------------|
| Union City Police Department<br>OK0090800     | 2015<br>2014<br>2013 | 1,949                      | 24                      | 12.31                   |             |                |                | 2                 | 13                  | 7                       | 2                   |                    |
| Reported Through the County SO                |                      |                            |                         |                         |             |                |                |                   |                     |                         |                     |                    |
| Canadian County                               | 2015<br>2014<br>2013 | 81,071<br>78,779<br>76,936 | 1,647<br>1,640<br>1,858 | 20.32<br>20.82<br>24.15 | 1<br>2<br>2 | 25<br>19<br>16 | 17<br>16<br>11 | 94<br>110<br>126  | 335<br>302<br>356   | 1,088<br>1,105<br>1,265 | 87<br>86<br>82      | 7<br>11<br>21      |
| Carter County Sheriff's Office<br>OK0100000   | 2015<br>2014<br>2013 | 13,919<br>13,906<br>13,977 | 216<br>313<br>338       | 15.52<br>22.51<br>24.18 |             | 3<br>2<br>5    | 1<br><br>1     | 21<br>15<br>22    | 71<br>116<br>107    | 101<br>154<br>164       | 19<br>26<br>37      | 4<br>3<br>2        |
| Ardmore Police Department<br>OK0100100        | 2015<br>2014<br>2013 | 25,415<br>25,109<br>24,793 | 1,869<br>2,180<br>2,051 | 73.54<br>86.82<br>82.72 | 3<br>2<br>2 | 12<br>29<br>24 | 32<br>34<br>30 | 326<br>354<br>316 | 335<br>439<br>366   | 1,088<br>1,219<br>1,238 | 73<br>103<br>77     | 9<br>2<br>4        |
| Healdton Police Department<br>OK0101000       | 2015<br>2014<br>2013 | 2,793<br>2,807<br>2,786    | 30<br>42<br>71          | 10.74<br>14.96<br>25.48 |             | 1<br><br>2     |                | 4<br>3<br>7       | 7<br>12<br>25       | 15<br>24<br>29          | 3<br>3<br>8         | <br>0<br>1         |
| Lone Grove Police Department<br>OK0101100     | 2015<br>2014<br>2013 | 5,248<br>5,204<br>5,163    | 69<br>84<br>128         | 13.15<br>16.14<br>24.79 |             |                | 1<br><br>3     | 1<br>1<br>4       | 19<br>19<br>28      | 47<br>53<br>82          | 2<br>10<br>11       | <br><br>1          |
| Wilson Police Department<br>OK0101700         | 2015<br>2014<br>2013 | 1,741<br>1,734<br>1,730    | 35<br>44<br>49          | 20.10<br>25.37<br>28.32 |             |                |                | 7<br>11<br>18     | 3<br>9<br>9         | 21<br>21<br>17          | 4<br>2<br>5         | <br><br>2          |
| Carter County                                 | 2015<br>2014<br>2013 | 49,116<br>48,760<br>48,449 | 2,219<br>2,663<br>2,637 | 45.18<br>54.61<br>54.43 | 3<br>2<br>2 | 16<br>32<br>34 | 33<br>35<br>31 | 359<br>384<br>367 | 435<br>595<br>535   | 1,272<br>1,471<br>1,530 | 101<br>144<br>138   | 13<br>5<br>10      |
| Cherokee County Sheriff's Office<br>OK0110000 | 2015<br>2014<br>2013 | 31,377<br>31,166<br>31,562 | 594<br>630<br>650       | 18.93<br>20.21<br>20.59 | 1<br><br>1  | 14<br>7<br>6   | 4<br>4<br>4    | 45<br>64<br>49    | 202<br>217<br>194   | 266<br>283<br>338       | 62<br>55<br>59      | 1<br>6<br>3        |

| Agency  | Year | Population | Total Crime Index | Crime Rate Per 1,000 | Murder | Rape | Robbery | Felonious Assault | Breaking & Entering | Larceny | Motor Vehicle Theft | Arson <sup>†</sup> |
|---|------|------------|-------------------|----------------------|--------|------|---------|-------------------|---------------------|---------|---------------------|--------------------|
| Tahlequah Police Department<br>OK0110100                  | 2015 | 16,675     | 101               | 6.06                 |        |      | 2       | 2                 | 18                  | 73      | 6                   |                    |
|   | 2014 | 16,501     | 733               | 44.42                |        | 1    | 11      | 30                | 83                  | 591     | 17                  |                    |
|   | 2013 | 16,509     | 729               | 44.16                | 2      | 6    | 9       | 40                | 136                 | 514     | 22                  | 2                  |
| Hulbert Police Department<br>OK0110500                    | 2015 | 603        | 6                 | 9.95                 |        |      |         | 2                 |                     | 4       |                     |                    |
|   | 2014 | 596        | 8                 | 13.42                |        | 1    |         | 3                 |                     | 3       | 1                   | 1                  |
|   | 2013 | 604        | 3                 | 4.97                 |        |      |         |                   | 1                   | 2       |                     |                    |
| NE State Univ. – Tahlequah<br>Campus Police*<br>OK0111000 | 2015 | 6,255      | 0                 | 0.00                 |        |      |         |                   |                     |         |                     |                    |
|   | 2014 | 6,000      | 7                 | 1.16                 |        |      |         |                   |                     | 7       |                     |                    |
|   | 2013 | 7,943      | 36                | 4.53                 |        |      |         |                   | 1                   | 34      | 1                   | 1                  |
| Cherokee County   | 2015 | 48,655     | 701               | 14.41                | 1      | 14   | 6       | 49                | 220                 | 343     | 68                  | 1                  |
|   | 2014 | 48,263     | 1,378             | 28.55                |        | 9    | 15      | 97                | 300                 | 884     | 73                  | 7                  |
|   | 2013 | 48,675     | 1,418             | 29.13                | 2      | 12   | 13      | 89                | 332                 | 888     | 82                  | 6                  |
| Choctaw County Sheriff's Office<br>OK0120000              | 2015 | 9,553      | 138               | 14.45                |        |      |         | 12                | 108                 | 12      | 6                   | 2                  |
|   | 2014 | 9,455      | 104               | 11.00                |        | 1    | 2       | 17                | 51                  | 28      | 5                   | 4                  |
|   | 2013 | 9,612      | 167               | 17.37                |        |      | 2       | 11                | 60                  | 87      | 7                   |                    |
| Hugo Police Department<br>OK0120100                       | 2015 | 5,280      | 211               | 39.96                | 1      | 5    | 4       | 25                | 53                  | 117     | 6                   | 4                  |
|   | 2014 | 5,243      | 280               | 53.40                |        | 3    | 6       | 14                | 69                  | 186     | 2                   | 4                  |
|   | 2013 | 5,304      | 25                | 4.71                 |        | 1    |         | 3                 | 13                  | 7       | 1                   |                    |
| Sawyer Police Department<br>OK0121500                     | 2015 | 320        | 0                 | 0.00                 |        |      |         |                   |                     |         |                     |                    |
|   | 2014 | 317        | 1                 | 3.15                 |        |      |         |                   | 1                   |         |                     |                    |
|   | 2013 | 320        | 6                 | 18.75                |        |      |         |                   | 1                   | 5       |                     |                    |
| Choctaw County  | 2015 | 15,153     | 349               | 23.03                | 1      | 5    | 4       | 37                | 161                 | 129     | 12                  | 6                  |
|   | 2014 | 15,015     | 385               | 25.64                |        | 4    | 8       | 31                | 121                 | 214     | 7                   | 8                  |
|   | 2013 | 15,236     | 198               | 13.00                |        | 1    | 2       | 14                | 74                  | 99      | 8                   |                    |
| Cimarron County Sheriff's Office<br>OK0130000             | 2015 | 1,109      | 6                 | 5.41                 |        |      |         |                   | 1                   | 3       | 2                   |                    |
|   | 2014 | 1,134      | 6                 | 5.29                 |        |      |         |                   |                     | 4       | 2                   |                    |
|   | 2013 | 1,169      | 4                 | 3.42                 |        |      |         |                   |                     | 3       | 1                   |                    |

| Agency   | Year | Population | Total Crime Index | Crime Rate Per 1,000 | Murder | Rape | Robbery | Felonious Assault | Breaking & Entering | Larceny | Motor Vehicle Theft | Arson <sup>†</sup> |
|--|------|------------|-------------------|----------------------|--------|------|---------|-------------------|---------------------|---------|---------------------|--------------------|
| Boise City Police Department<br>OK0130100      | 2015 | 1,148      | 7                 | 6.10                 |        |      |         | 1                 | 1                   | 5       |                     |                    |
|  | 2014 | 1,174      | 17                | 14.48                |        |      |         |                   | 2                   | 14      | 1                   |                    |
|  | 2013 | 1,203      | 12                | 9.98                 | 1      |      |         |                   | 5                   | 5       | 1                   |                    |
| Cimarron County                                | 2015 | 2,257      | 13                | 5.76                 |        |      |         | 1                 | 2                   | 8       | 2                   |                    |
|  | 2014 | 2,308      | 23                | 9.97                 |        |      |         |                   | 2                   | 18      | 3                   |                    |
|  | 2013 | 2,372      | 16                | 6.75                 | 1      |      |         |                   | 5                   | 8       | 2                   |                    |
| Cleveland County Sheriff's Office<br>OK0140000 | 2015 | 17,648     | 355               | 20.12                | 1      | 8    | 4       | 39                | 126                 | 147     | 30                  | 5                  |
|  | 2014 | 17,869     | 410               | 22.94                |        | 14   | 3       | 41                | 139                 | 164     | 49                  | 7                  |
|  | 2013 | 18,994     | 383               | 20.16                |        | 5    | 3       | 33                | 137                 | 168     | 37                  | 5                  |
| Moore Police Department<br>OK0140100           | 2015 | 60,185     | 1,531             | 25.44                | 2      | 15   | 34      | 32                | 318                 | 1,006   | 124                 | 3                  |
|  | 2014 | 59,188     | 1,603             | 27.08                | 3      | 23   | 28      | 24                | 329                 | 1,080   | 116                 |                    |
|  | 2013 | 58,628     | 1,959             | 33.41                | 1      | 7    | 23      | 41                | 393                 | 1,361   | 133                 | 4                  |
| Norman Police Department<br>OK0140200          | 2015 | 119,767    | 1,509             | 12.60                | 1      | 22   | 20      | 31                | 234                 | 1,117   | 84                  | 7                  |
|  | 2014 | 119,956    | 3,435             | 28.64                | 3      | 54   | 69      | 66                | 566                 | 2,501   | 176                 | 20                 |
|  | 2013 | 116,970    | 3,119             | 26.66                | 4      | 56   | 46      | 72                | 612                 | 2,161   | 168                 | 14                 |
| Lexington Police Department<br>OK0140300       | 2015 | 2,167      | 49                | 22.61                |        |      |         | 3                 | 5                   | 40      | 1                   |                    |
|  | 2014 | 2,187      | 52                | 23.78                |        | 1    |         | 6                 | 5                   | 39      | 1                   |                    |
|  | 2013 | 2,209      | 46                | 20.82                |        | 1    |         | 2                 | 10                  | 30      | 3                   | 1                  |
| Noble Police Department<br>OK0140400           | 2015 | 6,603      | 153               | 23.17                |        | 7    | 1       | 8                 | 23                  | 103     | 11                  | 1                  |
|  | 2014 | 6,695      | 177               | 26.44                |        | 1    |         | 8                 | 47                  | 111     | 10                  | 2                  |
|  | 2013 | 6,702      | 197               | 29.39                |        | 1    | 3       | 4                 | 41                  | 130     | 18                  | 1                  |
| University of Oklahoma Police*<br>OK0140500    | 2015 | 27,445     | 306               | 11.15                |        | 4    |         | 3                 | 6                   | 283     | 10                  | 1                  |
|  | 2014 | 29,541     | 306               | 10.35                |        | 4    |         | 1                 | 8                   | 282     | 11                  | 2                  |
|  | 2013 | 32,512     | 298               | 9.17                 |        | 2    |         |                   | 5                   | 285     | 6                   |                    |
| Norman Public Schools*<br>OK0140800            | 2015 | 16,046     | 1                 | 0.06                 |        |      |         |                   |                     | 1       |                     |                    |
|  | 2014 | 18,346     | 11                | 0.60                 |        |      |         |                   |                     | 11      |                     |                    |
|  | 2013 | 18,346     | 23                | 1.25                 |        |      |         |                   | 3                   | 20      |                     |                    |

| Agency  | Year | Population                     | Total Crime Index | Crime Rate Per 1,000 | Murder | Rape | Robbery | Felonious Assault | Breaking & Entering | Larceny | Motor Vehicle Theft | Arson <sup>†</sup> |
|---|------|--------------------------------|-------------------|----------------------|--------|------|---------|-------------------|---------------------|---------|---------------------|--------------------|
| Cleveland County                              | 2015 | 206,370                        | 3,904             | 18.92                | 4      | 56   | 59      | 116               | 712                 | 2,697   | 260                 | 17                 |
|   | 2014 | 205,895                        | 5,994             | 29.11                | 6      | 97   | 100     | 146               | 1,094               | 4,188   | 363                 | 31                 |
|   | 2013 | 203,503                        | 6,027             | 29.62                | 5      | 72   | 75      | 152               | 1,201               | 4,156   | 366                 | 25                 |
| Coal County Sheriff's Office<br>OK0150000     | 2015 | 3,877                          | 56                | 14.44                | 1      |      |         | 7                 | 9                   | 32      | 7                   | 3                  |
|   | 2014 | 3,925                          | 63                | 16.05                |        |      |         | 3                 | 13                  | 41      | 6                   | 3                  |
|   | 2013 | 4,029                          | 46                | 11.42                |        |      |         | 1                 | 14                  | 30      | 1                   | 3                  |
| Coalgate Police Department<br>OK0150100       | 2015 | 1,910                          | 4                 | 2.09                 |        |      |         | 1                 |                     | 3       |                     | 1                  |
|   | 2014 | 1,939                          | 11                | 5.67                 |        |      |         |                   | 1                   | 9       | 1                   |                    |
|   | 2013 | 1,981                          | 3                 | 1.51                 |        |      |         | 1                 | 1                   | 1       |                     |                    |
| Coal County                                   | 2015 | 5,787                          | 60                | 10.37                | 1      |      |         | 8                 | 9                   | 35      | 7                   | 4                  |
|   | 2014 | 5,864                          | 74                | 12.62                |        |      |         | 3                 | 14                  | 50      | 7                   | 3                  |
|   | 2013 | 6,010                          | 49                | 8.15                 |        |      |         | 2                 | 15                  | 31      | 1                   | 3                  |
| Comanche County Sheriff's Office<br>OK0160000 | 2015 | 20,526                         | 269               | 13.11                | 1      | 3    | 6       | 13                | 81                  | 137     | 28                  | 3                  |
|   | 2014 | 23,478                         | 317               | 13.50                |        | 7    | 3       | 20                | 104                 | 160     | 23                  | 2                  |
|   | 2013 | 24,493                         | 382               | 15.60                |        | 1    | 1       | 18                | 159                 | 181     | 22                  | 1                  |
| Lawton Police Department<br>OK0160100         | 2015 | 96,801                         | 5,362             | 55.39                | 9      | 55   | 208     | 670               | 1,218               | 2,964   | 238                 | 46                 |
|   | 2014 | 96,966                         | 5,401             | 55.70                | 11     | 75   | 194     | 613               | 1,371               | 2,926   | 211                 | 47                 |
|   | 2013 | 98,548                         | 5,946             | 60.34                | 13     | 80   | 168     | 658               | 1,485               | 3,313   | 229                 | 33                 |
| Cache Police Department<br>OK0160200          | 2015 | 2,970                          | 68                | 22.90                |        | 1    |         | 4                 | 17                  | 42      | 4                   | 1                  |
|   | 2014 | Reported Through the County SO |                   |                      |        |      |         |                   |                     |         |                     |                    |
|   | 2013 | Reported Through the County SO |                   |                      |        |      |         |                   |                     |         |                     |                    |
| Elgin Police Department<br>OK0160400          | 2015 | 3,100                          | 0                 | 0.00                 |        |      |         |                   |                     |         |                     |                    |
|   | 2014 | 2,903                          | 4                 | 1.38                 |        |      |         |                   |                     | 3       | 1                   |                    |
|   | 2013 | 2,617                          | 7                 | 2.67                 |        |      |         |                   | 1                   | 6       |                     |                    |
| Fletcher Police Department<br>OK0160600       | 2015 | 1,171                          | 0                 | 0.00                 |        |      |         |                   |                     |         |                     |                    |
|   | 2014 | 1,166                          | 0                 | 0.00                 |        |      |         |                   |                     |         |                     |                    |
|   | 2013 | 1,194                          | 5                 | 4.19                 |        |      |         |                   | 1                   | 4       |                     |                    |

| Agency                                       | Year | Population | Total Crime Index | Crime Rate Per 1,000 | Murder | Rape | Robbery | Felonious Assault | Breaking & Entering | Larceny | Motor Vehicle Theft | Arson <sup>†</sup> |
|--|------|------------|-------------------|----------------------|--------|------|---------|-------------------|---------------------|---------|---------------------|--------------------|
| Medicine Park Police Department<br>OK0161000 | 2015 | 441        | 6                 | 13.61                |        |      |         |                   | 1                   | 4       | 1                   |                    |
|  | 2014 | 422        | 10                | 23.70                |        |      |         | 1                 | 2                   | 7       |                     |                    |
|  | 2013 | 423        | 0                 | 0.00                 |        |      |         |                   |                     |         |                     |                    |
| Cameron University Police*<br>OK0161500      | 2015 | 5,141      | 11                | 2.14                 |        | 2    |         | 1                 |                     | 8       |                     |                    |
|  | 2014 | 5,538      | 20                | 3.61                 |        | 1    |         |                   | 3                   | 16      |                     |                    |
|  | 2013 | 6,568      | 32                | 4.87                 |        |      |         | 1                 | 5                   | 26      |                     |                    |
| Comanche Nation Tribal Police*<br>OKDI15000  | 2015 | 7,228      | 75                | 10.38                |        | 1    | 1       | 1                 | 5                   | 62      | 5                   |                    |
|  | 2014 | 7,228      | 67                | 9.27                 |        |      | 1       | 3                 | 3                   | 56      | 4                   | 2                  |
|  | 2013 | 7,228      | 82                | 11.34                |        |      | 1       | 7                 | 8                   | 63      | 3                   |                    |
| Comanche County                              | 2015 | 125,009    | 5,791             | 46.32                | 10     | 62   | 215     | 689               | 1,322               | 3,217   | 276                 | 50                 |
|  | 2014 | 124,935    | 5,819             | 46.58                | 11     | 83   | 198     | 637               | 1,483               | 3,168   | 239                 | 51                 |
|  | 2013 | 127,275    | 6,454             | 50.71                | 13     | 81   | 170     | 684               | 1,659               | 3,593   | 254                 | 34                 |
| Cotton County Sheriff's Office<br>OK0170000  | 2015 | 3,581      | 11                | 3.07                 |        |      |         | 1                 | 1                   | 8       | 1                   |                    |
|  | 2014 | 3,579      | 18                | 5.03                 |        |      |         | 1                 | 7                   | 10      |                     |                    |
|  | 2013 | 3,606      | 30                | 8.32                 |        |      |         | 2                 | 18                  | 10      |                     |                    |
| Walters Police Department<br>OK0170100       | 2015 | 2,566      | 5                 | 1.95                 |        |      |         | 1                 | 1                   | 3       |                     |                    |
|  | 2014 | 2,572      | 14                | 5.44                 |        |      |         |                   | 2                   | 12      |                     |                    |
|  | 2013 | 2,568      | 16                | 6.23                 |        |      |         | 1                 |                     | 14      | 1                   |                    |
| Cotton County                                | 2015 | 6,147      | 16                | 2.60                 |        |      |         | 2                 | 2                   | 11      | 1                   |                    |
|  | 2014 | 6,151      | 32                | 5.20                 |        |      |         | 1                 | 9                   | 22      |                     |                    |
|  | 2013 | 6,174      | 46                | 7.45                 |        |      |         | 3                 | 18                  | 24      | 1                   |                    |
| Craig County Sheriff's Office<br>OK0180000   | 2015 | 8,969      | 67                | 7.47                 |        | 5    |         | 5                 | 15                  | 39      | 3                   | 2                  |
|  | 2014 | 9,035      | 92                | 10.18                |        | 6    |         | 7                 | 32                  | 37      | 10                  | 16                 |
|  | 2013 | 9,127      | 52                | 5.70                 |        |      |         | 12                | 13                  | 21      | 6                   | 1                  |
| Vinita Police Department<br>OK0180100        | 2015 | 5,505      | 59                | 10.72                |        |      |         | 7                 | 18                  | 32      | 2                   | 1                  |
|  | 2014 | 5,554      | 109               | 19.63                |        |      | 1       | 4                 | 16                  | 84      | 4                   | 2                  |
|  | 2013 | 5,578      | 138               | 24.74                | 1      |      | 1       | 5                 | 24                  | 97      | 10                  | 3                  |



| Agency                                     | Year | Population                     | Total Crime Index | Crime Rate Per 1,000 | Murder | Rape | Robbery | Felonious Assault | Breaking & Entering | Larceny | Motor Vehicle Theft | Arson <sup>†</sup> |
|--|------|--------------------------------|-------------------|----------------------|--------|------|---------|-------------------|---------------------|---------|---------------------|--------------------|
| Craig County                               | 2015 | 14,474                         | 126               | 8.71                 |        | 5    |         | 12                | 33                  | 71      | 5                   | 3                  |
|  | 2014 | 14,589                         | 201               | 13.78                |        | 6    | 1       | 11                | 48                  | 121     | 14                  | 18                 |
|  | 2013 | 14,705                         | 190               | 12.92                | 1      |      | 1       | 17                | 37                  | 118     | 16                  | 4                  |
| Creek County Sheriff's Office<br>OK0190000 | 2015 | 34,448                         | 446               | 12.95                | 2      | 16   | 3       | 44                | 140                 | 179     | 62                  | 5                  |
|  | 2014 | 35,109                         | 435               | 12.39                | 1      | 14   | 4       | 37                | 145                 | 177     | 57                  | 2                  |
|  | 2013 | 36,814                         | 560               | 15.21                |        | 11   | 2       | 48                | 175                 | 250     | 74                  | 5                  |
| Bristow Police Department<br>OK0190100     | 2015 | 4,219                          | 239               | 56.65                |        | 1    | 2       | 16                | 56                  | 144     | 20                  | 1                  |
|  | 2014 | 4,234                          | 185               | 43.69                | 1      | 5    | 3       | 10                | 52                  | 91      | 23                  |                    |
|  | 2013 | 4,239                          | 226               | 53.31                |        | 1    | 1       | 22                | 66                  | 124     | 12                  | 2                  |
| Drumright Police Department<br>OK0190200   | 2015 | 2,876                          | 80                | 27.82                | 1      | 6    |         | 5                 | 27                  | 37      | 4                   |                    |
|  | 2014 | 2,897                          | 60                | 20.71                |        |      |         | 5                 | 18                  | 30      | 7                   |                    |
|  | 2013 | 2,909                          | 51                | 17.53                |        |      |         | 4                 | 9                   | 32      | 6                   |                    |
| Sapulpa Police Department<br>OK0190300     | 2015 | 20,504                         | 599               | 29.21                | 2      | 17   | 6       | 39                | 128                 | 333     | 74                  | 4                  |
|  | 2014 | 20,896                         | 673               | 32.21                | 2      | 13   | 10      | 37                | 157                 | 388     | 66                  | 3                  |
|  | 2013 | 20,857                         | 661               | 31.69                |        | 8    | 6       | 34                | 128                 | 435     | 50                  | 1                  |
| Depew Police Department<br>OK0190500       | 2015 | 485                            | 2                 | 4.12                 |        |      |         |                   |                     | 1       | 1                   |                    |
|  | 2014 | 472                            | 5                 | 10.59                |        |      |         | 1                 | 2                   | 2       |                     |                    |
|  | 2013 | 480                            | 11                | 22.92                |        |      |         | 3                 | 6                   | 1       | 1                   |                    |
| Kellyville Police Department<br>OK0190600  | 2015 | 1,145                          | 13                | 11.35                |        |      |         |                   | 5                   | 8       |                     | 1                  |
|  | 2014 | Reported Through the County SO |                   |                      |        |      |         |                   |                     |         |                     |                    |
|  | 2013 | Reported Through the County SO |                   |                      |        |      |         |                   |                     |         |                     |                    |
| Kiefer Police Department<br>OK0190700      | 2015 | 1,940                          | 21                | 10.82                |        | 2    | 3       | 3                 | 2                   | 9       | 2                   |                    |
|  | 2014 | 1,861                          | 36                | 19.34                |        |      |         | 5                 | 10                  | 19      | 2                   |                    |
|  | 2013 | 1,848                          | 31                | 16.77                |        | 2    |         | 5                 | 10                  | 10      | 4                   |                    |
| Mannford Police Department<br>OK0190800    | 2015 | 3,123                          | 43                | 13.77                |        | 4    |         | 2                 | 6                   | 25      | 6                   | 1                  |
|  | 2014 | 3,073                          | 51                | 16.60                |        | 3    | 1       | 1                 | 8                   | 31      | 7                   |                    |
|  | 2013 | 3,089                          | 37                | 11.98                |        | 1    |         | 2                 | 3                   | 30      | 1                   | 1                  |

| Agency  | Year | Population                     | Total Crime Index | Crime Rate Per 1,000 | Murder | Rape | Robbery | Felonious Assault | Breaking & Entering | Larceny | Motor Vehicle Theft | Arson <sup>†</sup> |
|---|------|--------------------------------|-------------------|----------------------|--------|------|---------|-------------------|---------------------|---------|---------------------|--------------------|
| Mounds Police Department<br>OK0191000         | 2015 | 1,179                          | 17                | 14.42                |        |      |         | 2                 | 3                   | 12      |                     |                    |
|   | 2014 | 1,196                          | 19                | 15.89                |        | 1    |         | 1                 | 6                   | 9       | 2                   |                    |
|   | 2013 | Reported Through the County SO |                   |                      |        |      |         |                   |                     |         |                     |                    |
| Oilton Police Department<br>OK0191100         | 2015 | 1,014                          | 28                | 27.61                |        |      |         |                   | 10                  | 16      | 2                   |                    |
|   | 2014 | 1,015                          | 17                | 16.75                |        |      |         |                   | 8                   | 7       | 2                   |                    |
|   | 2013 | 1,020                          | 16                | 15.69                |        |      |         | 6                 | 5                   | 4       | 1                   |                    |
| Creek County                                  | 2015 | 70,933                         | 1,488             | 20.98                | 5      | 46   | 14      | 111               | 377                 | 764     | 171                 | 12                 |
|   | 2014 | 70,753                         | 1,481             | 20.93                | 4      | 36   | 18      | 97                | 406                 | 754     | 166                 | 5                  |
|   | 2013 | 71,256                         | 1,593             | 22.36                |        | 23   | 9       | 124               | 402                 | 886     | 149                 | 9                  |
| Custer County Sheriff's Office<br>OK0200000   | 2015 | 8,130                          | 89                | 10.95                |        | 3    | 2       | 6                 | 28                  | 39      | 11                  | 1                  |
|   | 2014 | 8,127                          | 107               | 13.17                |        |      |         | 5                 | 38                  | 47      | 17                  |                    |
|   | 2013 | 8,066                          | 93                | 11.53                | 2      |      |         | 11                | 23                  | 51      | 6                   |                    |
| Clinton Police Department<br>OK0200100        | 2015 | 9,627                          | 265               | 27.53                |        | 2    | 7       | 23                | 81                  | 140     | 12                  | 4                  |
|   | 2014 | 9,647                          | 242               | 25.09                |        | 2    | 2       | 20                | 56                  | 139     | 23                  | 12                 |
|   | 2013 | 9,419                          | 271               | 28.77                |        | 5    | 2       | 25                | 58                  | 157     | 24                  | 5                  |
| Weatherford Police Department<br>OK0200200    | 2015 | 12,293                         | 215               | 17.49                | 1      | 5    | 5       | 8                 | 34                  | 146     | 16                  |                    |
|   | 2014 | 12,131                         | 233               | 19.21                | 1      | 4    | 1       | 12                | 51                  | 139     | 25                  | 2                  |
|   | 2013 | 11,529                         | 284               | 24.63                |        | 6    | 1       | 16                | 45                  | 201     | 15                  |                    |
| SW OSU Police*<br>OK0200900                   | 2015 | 5,154                          | 11                | 2.13                 |        | 1    |         |                   |                     | 10      |                     |                    |
|   | 2014 | 5,274                          | 13                | 2.46                 |        |      |         |                   | 1                   | 12      |                     |                    |
|   | 2013 | 5,177                          | 26                | 5.02                 |        | 1    |         |                   | 7                   | 18      |                     |                    |
| Custer County                                 | 2015 | 30,050                         | 580               | 19.30                | 1      | 11   | 14      | 37                | 143                 | 335     | 39                  | 5                  |
|   | 2014 | 29,905                         | 595               | 19.90                | 1      | 6    | 3       | 37                | 146                 | 337     | 65                  | 14                 |
|   | 2013 | 29,014                         | 674               | 23.23                | 2      | 12   | 3       | 52                | 133                 | 427     | 45                  | 5                  |
| Delaware County Sheriff's Office<br>OK0210000 | 2015 | 30,845                         | 222               | 7.20                 |        | 9    | 1       | 29                | 81                  | 91      | 11                  | 2                  |
|   | 2014 | 32,198                         | 204               | 6.34                 |        | 4    | 1       | 7                 | 65                  | 118     | 9                   | 13                 |
|   | 2013 | 32,431                         | 286               | 8.82                 |        | 4    | 3       | 15                | 100                 | 143     | 21                  | 12                 |

| Agency  | Year | Population                     | Total Crime Index | Crime Rate Per 1,000 | Murder | Rape | Robbery | Felonious Assault | Breaking & Entering | Larceny | Motor Vehicle Theft | Arson <sup>†</sup> |
|---|------|--------------------------------|-------------------|----------------------|--------|------|---------|-------------------|---------------------|---------|---------------------|--------------------|
| Bernice Police Department<br>OK0210100                | 2015 | 563                            | 1                 | 1.78                 |        |      |         |                   |                     | 1       |                     |                    |
|   | 2014 | Reported Through the County SO |                   |                      |        |      |         |                   |                     |         |                     |                    |
|   | 2013 | Reported Through the County SO |                   |                      |        |      |         |                   |                     |         |                     |                    |
| Grove Police Department<br>OK0210700                  | 2015 | 6,736                          | 230               | 34.14                |        |      |         | 21                | 16                  | 186     | 7                   | 1                  |
|   | 2014 | 6,705                          | 206               | 30.72                |        |      | 1       | 34                | 20                  | 149     | 2                   |                    |
|   | 2013 | 6,684                          | 245               | 36.65                | 1      | 1    |         | 31                | 30                  | 176     | 6                   | 1                  |
| Jay Police Department<br>OK0210800                    | 2015 | 2,465                          | 69                | 27.99                |        | 2    |         | 19                | 25                  | 21      | 2                   |                    |
|   | 2014 | 2,478                          | 65                | 26.23                |        |      | 1       | 6                 | 17                  | 37      | 4                   | 1                  |
|   | 2013 | 2,480                          | 67                | 27.02                |        |      | 1       |                   | 8                   | 56      | 2                   |                    |
| West Siloam Springs Police<br>Department<br>OK0211600 | 2015 | 842                            | 34                | 40.38                | 1      |      |         |                   | 5                   | 18      | 10                  |                    |
|   | 2014 | Reported Through the County SO |                   |                      |        |      |         |                   |                     |         |                     |                    |
|   | 2013 | Reported Through the County SO |                   |                      |        |      |         |                   |                     |         |                     |                    |
| Delaware County                                       | 2015 | 41,451                         | 556               | 13.41                | 1      | 11   | 1       | 69                | 127                 | 317     | 30                  | 3                  |
|   | 2014 | 41,381                         | 475               | 11.48                |        | 4    | 3       | 47                | 102                 | 304     | 15                  | 14                 |
|   | 2013 | 41,595                         | 598               | 14.38                | 1      | 5    | 4       | 46                | 138                 | 375     | 29                  | 13                 |
| Dewey County Sheriff's Office<br>OK0220000            | 2015 | 3,352                          | 33                | 9.84                 |        | 1    |         | 1                 | 13                  | 15      | 3                   | 1                  |
|   | 2014 | 3,288                          | 39                | 11.86                |        |      |         | 1                 | 9                   | 24      | 5                   | 3                  |
|   | 2013 | 3,942                          | 37                | 9.39                 |        |      |         | 1                 | 13                  | 14      | 9                   | 1                  |
| Seiling Police Department<br>OK0221100                | 2015 | 871                            | 10                | 11.48                |        |      |         |                   | 1                   | 8       | 1                   |                    |
|   | 2014 | 860                            | 17                | 19.77                |        |      |         |                   | 6                   | 11      |                     |                    |
|   | 2013 | 850                            | 27                | 31.76                |        |      |         | 1                 | 6                   | 20      |                     |                    |
| Vici Police Department<br>OK0221400                   | 2015 | 719                            | 4                 | 5.56                 |        |      |         | 1                 |                     | 3       |                     | 1                  |
|   | 2014 | Reported Through the County SO |                   |                      |        |      |         |                   |                     |         |                     |                    |
|   | 2013 | Reported Through the County SO |                   |                      |        |      |         |                   |                     |         |                     |                    |
| Dewey County  | 2015 | 4,942                          | 47                | 9.51                 |        | 1    |         | 2                 | 14                  | 26      | 4                   | 2                  |
|   | 2014 | 4,148                          | 56                | 13.50                |        |      |         | 1                 | 15                  | 35      | 5                   | 3                  |
|   | 2013 | 4,792                          | 64                | 13.36                |        |      |         | 2                 | 19                  | 34      | 9                   | 1                  |

| Agency  | Year | Population | Total Crime Index | Crime Rate Per 1,000 | Murder | Rape | Robbery | Felonious Assault | Breaking & Entering | Larceny | Motor Vehicle Theft | Arson <sup>†</sup> |
|---|------|------------|-------------------|----------------------|--------|------|---------|-------------------|---------------------|---------|---------------------|--------------------|
| Ellis County Sheriff's Office<br>OK0230000    | 2015 | 4,152      | 64                | 15.41                |        | 2    |         |                   | 28                  | 30      | 4                   | 1                  |
|   | 2014 | 4,178      | 94                | 22.50                |        | 2    |         | 5                 | 29                  | 48      | 10                  |                    |
|   | 2013 | 4,107      | 59                | 14.37                |        |      | 1       | 3                 | 19                  | 33      | 3                   | 3                  |
| Ellis County                                  | 2015 | 4,152      | 64                | 15.41                |        | 2    |         |                   | 28                  | 30      | 4                   | 1                  |
|   | 2014 | 4,178      | 94                | 22.50                |        | 2    |         | 5                 | 29                  | 48      | 10                  |                    |
|   | 2013 | 4,107      | 59                | 14.37                |        |      | 1       | 3                 | 19                  | 33      | 3                   | 3                  |
| Garfield County Sheriff's Office<br>OK0240000 | 2015 | 8,918      | 141               | 15.81                |        | 3    |         | 5                 | 40                  | 84      | 9                   | 3                  |
|   | 2014 | 8,800      | 181               | 20.57                | 1      | 2    | 2       | 6                 | 44                  | 114     | 12                  | 10                 |
|   | 2013 | 8,817      | 177               | 20.07                |        | 1    |         | 11                | 57                  | 99      | 9                   | 14                 |
| Enid Police Department<br>OK0240100           | 2015 | 51,870     | 2,040             | 39.33                | 1      | 29   | 20      | 123               | 422                 | 1,373   | 72                  |                    |
|   | 2014 | 51,037     | 2,234             | 43.77                |        | 45   | 24      | 120               | 486                 | 1,460   | 99                  | 5                  |
|   | 2013 | 49,965     | 2,522             | 50.48                | 3      | 24   | 16      | 185               | 557                 | 1,647   | 90                  | 6                  |
| Lahoma Police Department<br>OK0241500         | 2015 | 656        | 1                 | 1.52                 |        |      |         |                   |                     | 1       |                     |                    |
|   | 2014 | 638        | 3                 | 4.70                 |        |      |         |                   | 1                   | 2       |                     |                    |
|   | 2013 | 620        | 10                | 16.13                |        | 1    |         |                   | 3                   | 6       |                     |                    |
| North Enid Police Department<br>OK0241600     | 2015 | 920        | 15                | 16.30                |        |      |         | 2                 | 4                   | 8       | 1                   |                    |
|   | 2014 | 905        | 4                 | 4.42                 |        |      |         |                   |                     | 3       | 1                   |                    |
|   | 2013 | 886        | 4                 | 4.51                 |        |      |         |                   | 3                   | 1       |                     |                    |
| Waukomis Police Department<br>OK0241700       | 2015 | 1,372      | 3                 | 2.19                 |        |      |         | 1                 |                     | 2       |                     |                    |
|   | 2014 | 1,340      | 6                 | 4.48                 |        |      |         |                   | 1                   | 5       |                     |                    |
|   | 2013 | 1,313      | 31                | 23.61                |        |      |         | 2                 | 12                  | 17      |                     |                    |
| Garfield County                               | 2015 | 63,736     | 2,200             | 34.52                | 1      | 32   | 20      | 131               | 466                 | 1,468   | 82                  | 3                  |
|   | 2014 | 62,720     | 2,428             | 38.71                | 1      | 47   | 26      | 126               | 532                 | 1,584   | 112                 | 15                 |
|   | 2013 | 61,601     | 2,744             | 44.54                | 3      | 26   | 16      | 198               | 632                 | 1,770   | 99                  | 20                 |
| Garvin County Sheriff's Office<br>OK0250000   | 2015 | 13,735     | 311               | 22.64                |        | 3    | 2       | 15                | 100                 | 166     | 25                  | 10                 |
|   | 2014 | 13,584     | 263               | 19.36                | 1      | 6    |         | 16                | 75                  | 145     | 20                  | 10                 |
|   | 2013 | 13,565     | 309               | 22.78                | 1      | 5    | 2       | 14                | 122                 | 147     | 18                  | 4                  |

| Agency                                      | Year | Population | Total Crime Index | Crime Rate Per 1,000 | Murder | Rape | Robbery | Felonious Assault | Breaking & Entering | Larceny | Motor Vehicle Theft | Arson <sup>†</sup> |
|---|------|------------|-------------------|----------------------|--------|------|---------|-------------------|---------------------|---------|---------------------|--------------------|
| Lindsay Police Department<br>OK0250100      | 2015 | 2,818      | 83                | 29.45                |        | 4    | 1       | 8                 | 22                  | 43      | 5                   | 3                  |
|   | 2014 | 2,800      | 57                | 20.36                |        | 4    |         | 3                 | 13                  | 34      | 3                   | 1                  |
|   | 2013 | 2,788      | 134               | 48.06                |        | 1    | 2       | 22                | 49                  | 56      | 4                   | 1                  |
| Pauls Valley Police Department<br>OK0250200 | 2015 | 6,064      | 315               | 51.95                |        | 11   | 2       | 27                | 64                  | 184     | 27                  | 5                  |
|   | 2014 | 6,012      | 329               | 54.72                |        | 6    | 2       | 16                | 67                  | 224     | 14                  | 2                  |
|   | 2013 | 6,080      | 289               | 47.53                | 1      | 3    | 2       | 20                | 47                  | 205     | 11                  | 1                  |
| Wynnewood Police Department<br>OK0250300    | 2015 | 2,214      | 15                | 6.78                 |        |      |         | 3                 | 8                   | 2       | 2                   |                    |
|   | 2014 | 2,196      | 26                | 11.84                |        |      |         |                   | 9                   | 11      | 6                   |                    |
|   | 2013 | 2,187      | 23                | 10.52                |        | 1    |         |                   | 10                  | 10      | 2                   |                    |
| Maysville Police Department<br>OK0250900    | 2015 | 1,230      | 1                 | 0.81                 |        |      |         | 1                 |                     |         |                     |                    |
|   | 2014 | 1,206      | 0                 | 0.00                 |        |      |         |                   |                     |         |                     |                    |
|   | 2013 | 1,214      | 17                | 14.00                |        |      |         | 2                 | 7                   | 5       | 3                   |                    |
| Stratford Police Department<br>OK0251300    | 2015 | 1,527      | 32                | 20.96                |        |      |         | 4                 | 10                  | 14      | 4                   | 1                  |
|   | 2014 | 1,518      | 9                 | 5.93                 |        |      | 1       |                   | 3                   | 2       | 3                   |                    |
|   | 2013 | 1,508      | 9                 | 5.97                 |        |      |         | 3                 | 3                   | 1       | 2                   | 1                  |
| Garvin County                               | 2015 | 27,588     | 757               | 27.44                |        | 18   | 5       | 58                | 204                 | 409     | 63                  | 19                 |
|   | 2014 | 27,316     | 684               | 25.04                | 1      | 16   | 3       | 35                | 167                 | 416     | 46                  | 13                 |
|   | 2013 | 27,342     | 781               | 28.56                | 2      | 10   | 6       | 61                | 238                 | 424     | 40                  | 7                  |
| Grady County Sheriff's Office<br>OK0260000  | 2015 | 25,172     | 264               | 10.49                |        | 5    | 2       | 11                | 89                  | 134     | 23                  |                    |
|   | 2014 | 25,168     | 214               | 8.50                 |        | 5    |         | 4                 | 64                  | 133     | 8                   | 2                  |
|   | 2013 | 25,173     | 368               | 14.62                | 1      | 4    | 1       | 19                | 142                 | 174     | 27                  | 5                  |
| Chickasha Police Department<br>OK0260100    | 2015 | 16,408     | 595               | 36.26                |        | 19   | 10      | 91                | 123                 | 322     | 30                  | 5                  |
|   | 2014 | 16,458     | 598               | 36.33                | 2      | 17   | 6       | 60                | 133                 | 346     | 34                  | 3                  |
|   | 2013 | 16,201     | 686               | 42.34                |        | 14   | 10      | 128               | 166                 | 333     | 35                  | 3                  |
| Minco Police Department<br>OK0260900        | 2015 | 1,647      | 10                | 6.07                 |        |      |         | 1                 | 3                   | 6       |                     | 1                  |
|   | 2014 | 1,659      | 4                 | 2.41                 |        | 2    |         | 1                 |                     | 1       |                     |                    |
|   | 2013 | 1,649      | 24                | 14.55                |        | 1    |         | 6                 | 7                   | 10      |                     |                    |

| Agency                                      | Year | Population | Total Crime Index | Crime Rate Per 1,000 | Murder | Rape | Robbery | Felonious Assault | Breaking & Entering | Larceny | Motor Vehicle Theft | Arson <sup>†</sup> |
|---|------|------------|-------------------|----------------------|--------|------|---------|-------------------|---------------------|---------|---------------------|--------------------|
| Ninnekah Police Department<br>OK0261000     | 2015 | 1,026      | 1                 | 0.97                 |        |      |         |                   | 1                   |         |                     |                    |
|   | 2014 | 1,027      | 4                 | 3.89                 |        |      |         | 1                 | 2                   | 1       |                     |                    |
|   | 2013 | 1,023      | 7                 | 6.84                 |        |      |         |                   | 2                   | 4       | 1                   |                    |
| Rush Springs Police Department<br>OK0261300 | 2015 | 1,269      | 17                | 13.40                |        |      |         | 2                 | 6                   | 8       | 1                   |                    |
|   | 2014 | 1,273      | 5                 | 3.93                 |        |      |         | 1                 | 2                   | 2       | 0                   |                    |
|   | 2013 | 1,238      | 5                 | 4.04                 |        |      |         |                   | 2                   | 3       |                     |                    |
| Tuttle Police Department<br>OK0261500       | 2015 | 6,679      | 101               | 15.12                |        |      |         | 2                 | 31                  | 63      | 5                   |                    |
|   | 2014 | 6,482      | 121               | 18.67                |        | 1    | 2       | 8                 | 29                  | 72      | 9                   | 2                  |
|   | 2013 | 6,284      | 152               | 24.19                |        | 3    |         | 11                | 43                  | 83      | 12                  |                    |
| Grady County                                | 2015 | 52,201     | 988               | 18.93                |        | 24   | 12      | 107               | 253                 | 533     | 59                  | 6                  |
|   | 2014 | 52,067     | 946               | 18.17                | 2      | 25   | 8       | 75                | 230                 | 555     | 51                  | 7                  |
|   | 2013 | 51,568     | 1,242             | 24.08                | 1      | 22   | 11      | 164               | 362                 | 607     | 75                  | 8                  |
| Grant County Sheriff's Office<br>OK0270000  | 2015 | 4,084      | 13                | 3.18                 |        |      |         |                   | 6                   | 7       |                     |                    |
|   | 2014 | 4,112      | 34                | 8.27                 |        | 2    |         |                   | 9                   | 22      | 1                   |                    |
|   | 2013 | 4,112      | 30                | 7.30                 | 1      |      |         |                   | 8                   | 16      | 5                   |                    |
| Lamont Police Department<br>OK0270400       | 2015 | 411        | 2                 | 4.87                 |        |      |         |                   | 1                   | 1       |                     |                    |
|   | 2014 | 418        | 10                | 23.92                |        |      |         |                   | 2                   | 8       |                     |                    |
|   | 2013 | 417        | 1                 | 2.40                 |        |      |         |                   | 1                   |         |                     |                    |
| Grant County                                | 2015 | 4,495      | 15                | 3.34                 |        |      |         |                   | 7                   | 8       |                     |                    |
|   | 2014 | 4,530      | 44                | 9.71                 |        | 2    |         |                   | 11                  | 30      | 1                   |                    |
|   | 2013 | 4,529      | 31                | 6.84                 | 1      |      |         |                   | 9                   | 16      | 5                   |                    |
| Greer County Sheriff's Office<br>OK0280000  | 2015 | 3,194      | 4                 | 1.25                 |        |      |         |                   | 1                   | 3       |                     |                    |
|   | 2014 | 3,199      | 10                | 3.13                 |        |      |         | 1                 | 2                   | 6       | 1                   |                    |
|   | 2013 | 3,170      | 8                 | 2.52                 |        |      |         |                   | 5                   | 3       |                     |                    |
| Mangum Police Department<br>OK0280100       | 2015 | 2,949      | 38                | 12.89                |        | 1    |         | 3                 | 11                  | 22      | 1                   |                    |
|   | 2014 | 2,970      | 34                | 11.45                |        | 1    |         | 3                 | 8                   | 20      | 2                   |                    |
|   | 2013 | 2,897      | 54                | 18.64                |        | 2    |         | 1                 | 22                  | 27      | 2                   |                    |

| Agency                                       | Year | Population | Total Crime Index | Crime Rate Per 1,000 | Murder | Rape | Robbery | Felonious Assault | Breaking & Entering | Larceny | Motor Vehicle Theft | Arson <sup>†</sup> |
|--|------|------------|-------------------|----------------------|--------|------|---------|-------------------|---------------------|---------|---------------------|--------------------|
| Greer County                                 | 2015 | 6,143      | 42                | 6.84                 |        | 1    |         | 3                 | 12                  | 25      | 1                   |                    |
|  | 2014 | 6,169      | 44                | 7.13                 |        | 1    |         | 4                 | 10                  | 26      | 3                   |                    |
|  | 2013 | 6,067      | 62                | 10.22                |        | 2    |         | 1                 | 27                  | 30      | 2                   |                    |
| Harmon County Sheriff's Office<br>OK0290000  | 2015 | 817        | 20                | 24.48                |        |      |         |                   | 7                   | 12      | 1                   | 1                  |
|  | 2014 | 843        | 36                | 42.70                |        |      |         |                   | 13                  | 22      | 1                   |                    |
|  | 2013 | 870        | 14                | 16.09                |        | 1    |         |                   | 4                   | 8       | 1                   |                    |
| Hollis Police Department<br>OK0290100        | 2015 | 1,954      | 64                | 32.75                |        | 2    |         | 2                 | 26                  | 32      | 2                   | 1                  |
|  | 2014 | 2,017      | 77                | 38.18                |        |      |         | 8                 | 35                  | 34      |                     | 1                  |
|  | 2013 | 2,045      | 122               | 59.66                |        | 2    |         | 1                 | 62                  | 56      | 1                   | 1                  |
| Harmon County                                | 2015 | 2,771      | 84                | 30.31                |        | 2    |         | 2                 | 33                  | 44      | 3                   | 2                  |
|  | 2014 | 2,860      | 113               | 39.51                |        |      |         | 8                 | 48                  | 56      | 1                   | 1                  |
|  | 2013 | 2,915      | 136               | 46.66                |        | 3    |         | 1                 | 66                  | 64      | 2                   | 1                  |
| Harper County Sheriff's Office<br>OK0300000  | 2015 | 3,845      | 15                | 3.90                 |        | 2    |         |                   | 3                   | 10      |                     |                    |
|  | 2014 | 3,849      | 21                | 5.46                 |        |      |         |                   | 8                   | 11      | 2                   |                    |
|  | 2013 | 3,688      | 7                 | 1.90                 |        |      |         | 1                 | 1                   | 4       | 1                   |                    |
| Harper County                                | 2015 | 3,845      | 15                | 3.90                 |        | 2    |         |                   | 3                   | 10      |                     |                    |
|  | 2014 | 3,849      | 21                | 5.46                 |        |      |         |                   | 8                   | 11      | 2                   |                    |
|  | 2013 | 3,688      | 7                 | 1.90                 |        |      |         | 1                 | 1                   | 4       | 1                   |                    |
| Haskell County Sheriff's Office<br>OK0310000 | 2015 | 10,187     | 15                | 1.47                 |        | 1    |         | 5                 | 1                   | 8       |                     |                    |
|  | 2014 | 10,358     | 8                 | 0.77                 |        |      |         | 1                 | 3                   | 3       | 1                   |                    |
|  | 2013 | 9,791      | 95                | 9.70                 | 2      |      |         | 14                | 26                  | 38      | 15                  |                    |
| Stigler Police Department<br>OK0310100       | 2015 | 2,755      | 80                | 29.04                |        |      |         | 10                | 16                  | 50      | 4                   |                    |
|  | 2014 | 2,783      | 75                | 26.95                |        | 1    |         | 2                 | 11                  | 56      | 5                   |                    |
|  | 2013 | 2,744      | 127               | 46.28                |        | 2    |         | 7                 | 17                  | 95      | 6                   | 2                  |
| Haskell County                               | 2015 | 12,942     | 95                | 7.34                 |        | 1    |         | 15                | 17                  | 58      | 4                   |                    |
|  | 2014 | 13,141     | 83                | 6.32                 |        | 1    |         | 3                 | 14                  | 59      | 6                   |                    |
|  | 2013 | 13,061     | 224               | 17.15                | 2      | 2    |         | 21                | 43                  | 135     | 21                  | 2                  |

| Agency   | Year | Population | Total Crime Index | Crime Rate Per 1,000 | Murder | Rape | Robbery | Felonious Assault | Breaking & Entering | Larceny | Motor Vehicle Theft | Arson <sup>†</sup> |
|--|------|------------|-------------------|----------------------|--------|------|---------|-------------------|---------------------|---------|---------------------|--------------------|
| Hughes County Sheriff's Office<br>OK0320000    | 2015 | 6,606      | 160               | 24.22                |        | 2    | 1       | 20                | 51                  | 72      | 14                  | 6                  |
|  | 2014 | 6,613      | 105               | 15.88                |        |      |         | 9                 | 32                  | 57      | 7                   | 3                  |
|  | 2013 | 6,692      | 53                | 7.92                 | 1      |      |         |                   | 8                   | 35      | 9                   | 5                  |
| Holdenville Police Department<br>OK0320100     | 2015 | 5,780      | 175               | 30.28                |        | 2    |         | 25                | 35                  | 105     | 8                   |                    |
|  | 2014 | 5,799      | 102               | 17.59                |        | 2    |         | 7                 | 27                  | 63      | 3                   |                    |
|  | 2013 | 5,763      | 75                | 13.01                | 1      | 2    |         | 12                | 21                  | 27      | 12                  | 1                  |
| Wetumka Police Department<br>OK0320200         | 2015 | 1,243      | 22                | 17.70                |        | 1    |         |                   | 7                   | 12      | 2                   |                    |
|  | 2014 | 1,244      | 12                | 9.65                 |        |      |         | 4                 | 3                   | 4       | 1                   |                    |
|  | 2013 | 1,250      | 3                 | 2.40                 |        |      |         |                   | 2                   | 1       |                     |                    |
| Hughes County                                  | 2015 | 13,629     | 357               | 26.19                |        | 5    | 1       | 45                | 93                  | 189     | 24                  | 6                  |
|  | 2014 | 13,656     | 219               | 16.04                |        | 2    |         | 20                | 62                  | 124     | 11                  | 3                  |
|  | 2013 | 13,705     | 131               | 9.56                 | 2      | 2    |         | 12                | 31                  | 63      | 21                  | 6                  |
| Jackson County Sheriff's Office<br>OK0330000   | 2015 | 6,441      | 69                | 10.71                |        | 2    |         | 2                 | 24                  | 30      | 11                  | 1                  |
|  | 2014 | 6,488      | 63                | 9.71                 |        |      | 1       | 2                 | 26                  | 27      | 7                   | 1                  |
|  | 2013 | 6,645      | 71                | 10.68                |        | 2    |         | 4                 | 20                  | 40      | 5                   | 2                  |
| Altus Police Department<br>OK0330100           | 2015 | 19,456     | 625               | 32.12                |        | 10   | 11      | 29                | 174                 | 382     | 19                  | 1                  |
|  | 2014 | 19,531     | 694               | 35.53                |        | 12   | 9       | 54                | 200                 | 401     | 18                  |                    |
|  | 2013 | 19,634     | 824               | 41.97                |        | 5    | 10      | 33                | 266                 | 491     | 19                  | 3                  |
| Jackson County                                 | 2015 | 25,897     | 694               | 26.80                |        | 12   | 11      | 31                | 198                 | 412     | 30                  | 2                  |
|  | 2014 | 26,019     | 757               | 29.09                |        | 12   | 10      | 56                | 226                 | 428     | 25                  | 1                  |
|  | 2013 | 26,279     | 895               | 34.06                |        | 7    | 10      | 37                | 286                 | 531     | 24                  | 5                  |
| Jefferson County Sheriff's Office<br>OK0340000 | 2015 | 3,282      | 45                | 13.71                |        | 1    | 1       | 3                 | 11                  | 26      | 3                   | 1                  |
|  | 2014 | 3,370      | 33                | 9.79                 |        |      |         | 4                 | 11                  | 18      |                     |                    |
|  | 2013 | 3,348      | 30                | 8.96                 |        |      | 1       |                   | 6                   | 20      | 3                   | 1                  |
| Ringling Police Department<br>OK0340800        | 2015 | 998        | 31                | 31.06                |        | 1    |         | 3                 | 10                  | 13      | 4                   |                    |
|  | 2014 | 1,025      | 25                | 24.39                |        |      |         |                   | 5                   | 17      | 3                   |                    |
|  | 2013 | 1,019      | 28                | 27.48                |        |      |         | 6                 | 8                   | 13      | 1                   |                    |



| Agency  | Year | Population | Total Crime Index | Crime Rate Per 1,000 | Murder | Rape | Robbery | Felonious Assault | Breaking & Entering | Larceny | Motor Vehicle Theft | Arson <sup>†</sup> |
|---|------|------------|-------------------|----------------------|--------|------|---------|-------------------|---------------------|---------|---------------------|--------------------|
| Waurika Police Department<br>OK0341200        | 2015 | 1,976      | 15                | 7.59                 |        | 1    |         | 2                 | 1                   | 11      |                     |                    |
|   | 2014 | 2,038      | 15                | 7.36                 |        | 1    |         | 2                 | 5                   | 6       | 1                   |                    |
|   | 2013 | 2,018      | 17                | 8.42                 |        | 1    |         |                   | 3                   | 12      | 1                   | 1                  |
| Jefferson County                              | 2015 | 6,256      | 91                | 14.55                |        | 3    | 1       | 8                 | 22                  | 50      | 7                   | 1                  |
|   | 2014 | 6,433      | 73                | 11.35                |        | 1    |         | 6                 | 21                  | 41      | 4                   |                    |
|   | 2013 | 6,385      | 75                | 11.75                |        | 1    | 1       | 6                 | 17                  | 45      | 5                   | 2                  |
| Johnston County Sheriff's Office<br>OK0350000 | 2015 | 8,023      | 93                | 11.59                |        | 2    |         | 21                | 30                  | 27      | 13                  | 2                  |
|   | 2014 | 7,927      | 89                | 11.23                |        |      |         | 8                 | 39                  | 26      | 16                  |                    |
|   | 2013 | 7,990      | 79                | 9.89                 |        |      |         | 44                | 13                  | 19      | 3                   | 1                  |
| Tishomingo Police Department<br>OK0350100     | 2015 | 3,114      | 10                | 3.21                 |        | 1    |         |                   | 1                   | 7       | 1                   |                    |
|   | 2014 | 3,072      | 28                | 9.11                 |        | 5    |         | 3                 | 6                   | 13      | 1                   |                    |
|   | 2013 | 3,064      | 49                | 15.99                |        | 2    |         | 5                 | 10                  | 30      | 2                   | 2                  |
| Johnston County                               | 2015 | 11,137     | 103               | 9.25                 |        | 3    |         | 21                | 31                  | 34      | 14                  | 2                  |
|   | 2014 | 10,999     | 117               | 10.64                |        | 5    |         | 11                | 45                  | 39      | 17                  |                    |
|   | 2013 | 11,054     | 128               | 11.58                |        | 2    |         | 49                | 23                  | 49      | 5                   | 3                  |
| Kay County Sheriff's Office<br>OK0360000      | 2015 | 8,384      | 124               | 14.79                |        | 2    | 2       | 18                | 70                  | 27      | 5                   | 1                  |
|   | 2014 | 8,399      | 86                | 10.24                |        |      | 4       | 7                 | 40                  | 35      |                     |                    |
|   | 2013 | 8,606      | 100               | 11.62                |        |      | 2       | 17                | 40                  | 40      | 1                   |                    |
| Blackwell Police Department<br>OK0360100      | 2015 | 6,879      | 103               | 14.97                |        | 5    |         | 8                 | 31                  | 55      | 4                   | 2                  |
|   | 2014 | 6,912      | 162               | 23.44                |        | 5    | 2       | 7                 | 45                  | 94      | 9                   | 3                  |
|   | 2013 | 6,952      | 169               | 24.31                | 1      | 3    | 3       | 28                | 55                  | 77      | 2                   | 2                  |
| Newkirk Police Department<br>OK0360200        | 2015 | 2,252      | 19                | 8.44                 |        | 1    |         | 2                 | 7                   | 9       |                     |                    |
|   | 2014 | 2,261      | 42                | 18.58                |        | 2    |         | 2                 | 13                  | 24      | 1                   |                    |
|   | 2013 | 2,267      | 34                | 15.00                |        |      |         | 2                 | 10                  | 21      | 1                   |                    |
| Ponca City Police Department<br>OK0360300     | 2015 | 24,629     | 1,212             | 49.21                |        | 28   | 20      | 83                | 220                 | 825     | 36                  | 8                  |
|   | 2014 | 24,768     | 1,472             | 59.43                | 3      | 24   | 14      | 154               | 289                 | 935     | 53                  | 3                  |
|   | 2013 | 24,858     | 1,412             | 56.80                |        | 25   | 17      | 86                | 268                 | 973     | 43                  | 5                  |

| Agency  | Year | Population | Total Crime Index | Crime Rate Per 1,000 | Murder | Rape | Robbery | Felonious Assault | Breaking & Entering | Larceny | Motor Vehicle Theft | Arson <sup>†</sup> |
|---|------|------------|-------------------|----------------------|--------|------|---------|-------------------|---------------------|---------|---------------------|--------------------|
| Tonkawa Police Department<br>OK0360400          | 2015 | 3,128      | 65                | 20.78                |        |      |         | 10                | 13                  | 37      | 5                   |                    |
|   | 2014 | 3,140      | 73                | 23.25                |        | 2    |         | 13                | 14                  | 37      | 7                   |                    |
|   | 2013 | 3,150      | 80                | 25.40                |        | 1    |         | 4                 | 24                  | 46      | 5                   | 1                  |
| Fort Oakland Police Department*<br>OK0361900    | 2015 | 5,500      | 12                | 2.18                 |        |      |         | 1                 | 3                   | 8       |                     | 1                  |
|   | 2014 | 5,500      | 31                | 5.64                 |        |      |         | 5                 | 4                   | 22      |                     |                    |
|   | 2013 | 7,000      | 6                 | 0.86                 |        |      |         |                   | 1                   | 5       |                     |                    |
| Kay County                                      | 2015 | 45,272     | 1,535             | 33.91                |        | 36   | 22      | 122               | 344                 | 961     | 50                  | 12                 |
|   | 2014 | 45,480     | 1,866             | 41.03                | 3      | 33   | 20      | 188               | 405                 | 1,147   | 70                  | 6                  |
|   | 2013 | 45,833     | 1,801             | 39.29                | 1      | 29   | 22      | 137               | 398                 | 1,162   | 52                  | 8                  |
| Kingfisher County Sheriff's Office<br>OK0370000 | 2015 | 7,949      | 48                | 6.04                 |        |      |         | 2                 | 10                  | 25      | 11                  |                    |
|   | 2014 | 7,795      | 97                | 12.44                |        | 7    |         | 4                 | 23                  | 56      | 7                   |                    |
|   | 2013 | 7,675      | 84                | 10.94                |        |      |         | 2                 | 27                  | 46      | 9                   | 1                  |
| Hennessey Police Department<br>OK0370100        | 2015 | 2,209      | 28                | 12.68                | 1      |      |         |                   | 7                   | 20      |                     |                    |
|   | 2014 | 2,168      | 20                | 9.23                 |        |      |         | 1                 | 4                   | 15      |                     |                    |
|   | 2013 | 2,127      | 40                | 18.81                |        |      |         | 3                 | 5                   | 30      | 2                   |                    |
| Kingfisher Police Department<br>OK0370200       | 2015 | 4,878      | 69                | 14.15                |        | 2    |         | 3                 | 15                  | 46      | 3                   |                    |
|   | 2014 | 4,765      | 94                | 19.73                |        | 1    |         | 4                 | 12                  | 74      | 3                   |                    |
|   | 2013 | 4,644      | 102               | 21.96                |        | 2    |         | 5                 | 19                  | 74      | 2                   |                    |
| Cashion Police Department<br>OK0370300          | 2015 | 854        | 6                 | 7.03                 |        |      |         |                   | 4                   | 2       |                     |                    |
|   | 2014 | 831        | 7                 | 8.42                 |        |      |         | 2                 |                     | 4       | 1                   |                    |
|   | 2013 | 812        | 4                 | 4.93                 |        |      |         | 1                 | 1                   | 2       |                     |                    |
| Kingfisher County                               | 2015 | 15,890     | 151               | 9.50                 | 1      | 2    |         | 5                 | 36                  | 93      | 14                  |                    |
|   | 2014 | 15,559     | 218               | 14.01                |        | 8    |         | 11                | 39                  | 149     | 11                  |                    |
|   | 2013 | 15,258     | 230               | 15.07                |        | 2    |         | 11                | 52                  | 152     | 13                  | 1                  |
| Kiowa County Sheriff's Office<br>OK0380000      | 2015 | 3,481      | 31                | 8.91                 |        | 1    |         | 1                 | 6                   | 22      | 1                   |                    |
|   | 2014 | 3,475      | 44                | 12.66                |        |      |         | 6                 | 8                   | 27      | 3                   | 1                  |
|   | 2013 | 3,489      | 56                | 16.05                |        |      |         | 1                 | 27                  | 25      | 3                   | 2                  |

| Agency                                       | Year | Population | Total Crime Index | Crime Rate Per 1,000 | Murder | Rape | Robbery | Felonious Assault | Breaking & Entering | Larceny | Motor Vehicle Theft | Arson <sup>†</sup> |
|--|------|------------|-------------------|----------------------|--------|------|---------|-------------------|---------------------|---------|---------------------|--------------------|
| Hobart Police Department<br>OK0380100        | 2015 | 3,688      | 124               | 33.62                | 1      | 1    | 2       | 11                | 39                  | 65      | 5                   |                    |
|  | 2014 | 3,694      | 121               | 32.76                |        | 2    |         | 15                | 42                  | 57      | 5                   | 1                  |
|  | 2013 | 3,678      | 140               | 38.06                |        | 3    | 1       | 3                 | 62                  | 64      | 7                   | 2                  |
| Snyder Police Department<br>OK0381100        | 2015 | 1,368      | 17                | 12.43                |        |      |         | 2                 | 8                   | 5       | 2                   | 1                  |
|  | 2014 | 1,374      | 6                 | 4.37                 |        |      |         |                   | 1                   | 4       | 1                   |                    |
|  | 2013 | 1,367      | 6                 | 4.39                 |        |      |         | 1                 | 1                   | 4       |                     |                    |
| Mountain View Police Department<br>OK0381400 | 2015 | 782        | 10                | 12.79                |        |      |         | 2                 | 3                   | 4       | 1                   |                    |
|  | 2014 | 785        | 5                 | 6.37                 |        |      |         | 2                 |                     |         | 3                   |                    |
|  | 2013 | 780        | 2                 | 2.56                 |        |      |         | 1                 |                     | 1       |                     |                    |
| Kiowa County                                 | 2015 | 9,319      | 182               | 19.53                | 1      | 2    | 2       | 16                | 56                  | 96      | 9                   | 1                  |
|  | 2014 | 9,328      | 176               | 18.87                |        | 2    |         | 23                | 51                  | 88      | 12                  | 2                  |
|  | 2013 | 9,314      | 204               | 21.90                |        | 3    | 1       | 6                 | 90                  | 94      | 10                  | 4                  |
| Latimer County Sheriff's Office<br>OK0390000 | 2015 | 7,883      | 101               | 12.81                |        | 1    |         | 18                | 38                  | 36      | 8                   | 1                  |
|  | 2014 | 7,961      | 134               | 16.83                |        | 1    |         | 22                | 36                  | 61      | 14                  | 4                  |
|  | 2013 | 8,222      | 94                | 11.43                |        | 2    |         | 20                | 32                  | 35      | 5                   | 2                  |
| Wilburton Police Department<br>OK0390100     | 2015 | 2,708      | 39                | 14.40                |        | 6    |         | 4                 | 8                   | 21      |                     |                    |
|  | 2014 | 2,735      | 31                | 11.33                |        | 1    |         | 6                 | 3                   | 21      |                     |                    |
|  | 2013 | 2,804      | 3                 | 1.07                 |        |      |         |                   | 1                   | 1       | 1                   |                    |
| Latimer County                               | 2015 | 10,591     | 140               | 13.22                |        | 7    |         | 22                | 46                  | 57      | 8                   | 1                  |
|  | 2014 | 10,696     | 165               | 15.43                |        | 2    |         | 28                | 39                  | 82      | 14                  | 4                  |
|  | 2013 | 11,026     | 97                | 8.80                 |        | 2    |         | 20                | 33                  | 36      | 6                   | 2                  |
| LeFlore County Sheriff's Office<br>OK0400000 | 2015 | 27,548     | 403               | 14.63                | 1      | 1    |         | 60                | 116                 | 191     | 34                  | 4                  |
|  | 2014 | 27,641     | 481               | 17.40                |        | 4    | 5       | 46                | 187                 | 199     | 40                  | 4                  |
|  | 2013 | 27,964     | 491               | 17.56                | 1      |      | 2       | 48                | 144                 | 240     | 56                  | 3                  |
| Poteau Police Department<br>OK0400100        | 2015 | 8,696      | 617               | 70.95                |        | 6    | 4       | 20                | 143                 | 411     | 33                  | 3                  |
|  | 2014 | 8,602      | 526               | 61.15                |        | 1    | 5       | 31                | 116                 | 340     | 33                  | 1                  |
|  | 2013 | 8,529      | 603               | 70.70                |        | 4    |         | 45                | 155                 | 383     | 16                  | 3                  |

| Agency                                       | Year | Population | Total Crime Index | Crime Rate Per 1,000 | Murder | Rape | Robbery | Felonious Assault | Breaking & Entering | Larceny | Motor Vehicle Theft | Arson <sup>†</sup> |
|--|------|------------|-------------------|----------------------|--------|------|---------|-------------------|---------------------|---------|---------------------|--------------------|
| Talihina Police Department<br>OK0400200      | 2015 | 1,096      | 8                 | 7.30                 |        |      |         | 1                 | 1                   | 6       |                     |                    |
|  | 2014 | 1,108      | 33                | 29.78                |        |      |         | 5                 | 14                  | 12      | 2                   |                    |
|  | 2013 | 1,112      | 27                | 24.28                |        |      |         | 6                 | 3                   | 14      | 4                   | 1                  |
| Arkoma Police Department<br>OK0400300        | 2015 | 1,929      | 17                | 8.81                 |        |      |         |                   | 6                   | 10      | 1                   |                    |
|  | 2014 | 1,942      | 23                | 11.84                |        |      |         | 2                 | 7                   | 10      | 4                   |                    |
|  | 2013 | 1,945      | 16                | 8.23                 |        |      |         | 2                 | 3                   | 7       | 4                   |                    |
| Heavener Police Department<br>OK0401100      | 2015 | 3,351      | 35                | 10.44                |        | 1    |         | 3                 | 12                  | 18      | 1                   |                    |
|  | 2014 | 3,378      | 81                | 23.98                |        |      |         | 6                 | 20                  | 49      | 6                   |                    |
|  | 2013 | 3,377      | 83                | 24.58                |        | 2    | 2       | 6                 | 22                  | 49      | 2                   | 2                  |
| Howe Police Department<br>OK0401400          | 2015 | 791        | 0                 | 0.00                 |        |      |         |                   |                     |         |                     |                    |
|  | 2014 | 788        | 5                 | 6.35                 |        |      |         |                   | 1                   | 3       | 1                   |                    |
|  | 2013 | 797        | 4                 | 5.02                 |        |      |         | 1                 |                     | 3       |                     |                    |
| Pocola Police Department<br>OK0402300        | 2015 | 4,024      | 67                | 16.65                |        | 1    | 1       | 8                 | 22                  | 29      | 6                   |                    |
|  | 2014 | 4,013      | 20                | 4.98                 |        |      |         | 2                 | 6                   | 4       | 8                   |                    |
|  | 2013 | 4,011      | 33                | 8.23                 |        |      |         | 1                 | 11                  | 20      | 1                   |                    |
| Spiro Police Department<br>OK0402700         | 2015 | 2,180      | 39                | 17.89                |        |      |         | 5                 | 2                   | 28      | 4                   |                    |
|  | 2014 | 2,179      | 20                | 9.18                 |        |      | 1       |                   | 3                   | 15      | 1                   |                    |
|  | 2013 | 2,161      | 18                | 8.33                 |        |      |         | 2                 | 3                   | 13      |                     |                    |
| LeFlore County                               | 2015 | 49,615     | 1,186             | 23.90                | 1      | 9    | 5       | 97                | 302                 | 693     | 79                  | 7                  |
|  | 2014 | 49,651     | 1,189             | 23.95                |        | 5    | 11      | 92                | 354                 | 632     | 95                  | 5                  |
|  | 2013 | 49,896     | 1,275             | 25.55                | 1      | 6    | 4       | 111               | 341                 | 729     | 83                  | 9                  |
| Lincoln County Sheriff's Office<br>OK0410000 | 2015 | 23,104     | 274               | 11.86                |        | 10   | 2       | 28                | 74                  | 132     | 28                  | 2                  |
|  | 2014 | 22,854     | 315               | 13.78                | 2      | 11   | 2       | 20                | 112                 | 151     | 17                  | 2                  |
|  | 2013 | 22,876     | 406               | 17.75                |        | 4    | 3       | 22                | 154                 | 188     | 35                  | 10                 |
| Chandler Police Department<br>OK0410100      | 2015 | 3,148      | 66                | 20.97                |        | 1    |         | 6                 | 7                   | 47      | 5                   |                    |
|  | 2014 | 3,132      | 68                | 21.71                |        |      |         | 5                 | 10                  | 48      | 5                   |                    |
|  | 2013 | 3,093      | 114               | 36.86                | 1      | 4    | 1       | 6                 | 24                  | 74      | 4                   |                    |

| Agency                                     | Year | Population | Total Crime Index | Crime Rate Per 1,000 | Murder | Rape | Robbery | Felonious Assault | Breaking & Entering | Larceny | Motor Vehicle Theft | Arson <sup>†</sup> |
|--|------|------------|-------------------|----------------------|--------|------|---------|-------------------|---------------------|---------|---------------------|--------------------|
| Prague Police Department<br>OK0410200      | 2015 | 2,438      | 76                | 31.17                |        |      |         | 12                | 21                  | 40      | 3                   |                    |
|  | 2014 | 2,420      | 86                | 35.54                |        |      |         | 14                | 19                  | 43      | 10                  |                    |
|  | 2013 | 2,396      | 95                | 39.65                |        |      |         | 10                | 33                  | 46      | 6                   |                    |
| Stroud Police Department<br>OK0410300      | 2015 | 2,728      | 85                | 31.16                |        |      |         | 8                 | 25                  | 44      | 8                   | 1                  |
|  | 2014 | 2,714      | 66                | 24.32                |        | 1    |         | 2                 | 31                  | 27      | 5                   |                    |
|  | 2013 | 2,688      | 61                | 22.69                |        |      |         | 2                 | 23                  | 29      | 7                   |                    |
| Carney Police Department<br>OK0410600      | 2015 | 654        | 8                 | 12.23                |        |      |         |                   | 3                   | 5       |                     |                    |
|  | 2014 | 653        | 12                | 18.38                |        |      |         |                   | 2                   | 8       | 2                   |                    |
|  | 2013 | 644        | 18                | 27.95                |        |      |         | 2                 | 8                   | 8       |                     | 2                  |
| Davenport Police Department<br>OK0410700   | 2015 | 813        | 14                | 17.22                |        |      |         |                   | 7                   | 6       | 1                   |                    |
|  | 2014 | 813        | 13                | 15.99                |        | 1    |         | 3                 | 5                   | 4       |                     |                    |
|  | 2013 | 804        | 15                | 18.66                |        |      |         | 2                 | 5                   | 6       | 2                   |                    |
| Meeker Police Department<br>OK0411100      | 2015 | 1,162      | 25                | 21.51                |        |      |         | 3                 | 5                   | 15      | 2                   |                    |
|  | 2014 | 1,154      | 42                | 36.40                |        |      |         | 2                 | 7                   | 30      | 3                   |                    |
|  | 2013 | 1,144      | 39                | 34.09                |        | 2    |         | 4                 | 6                   | 24      | 3                   |                    |
| Sparks Police Department<br>OK0411400      | 2015 | 172        | 1                 | 5.81                 |        |      |         |                   |                     | 1       |                     |                    |
|  | 2014 | 170        | 3                 | 17.65                |        |      |         |                   | 2                   | 1       |                     |                    |
|  | 2013 | 168        | 2                 | 11.90                |        |      |         |                   | 1                   |         | 1                   |                    |
| Tryon Police Department<br>OK0411500       | 2015 | 497        | 7                 | 14.08                |        |      |         | 1                 | 3                   | 2       | 1                   |                    |
|  | 2014 | 487        | 1                 | 2.05                 |        |      |         |                   |                     | 1       |                     |                    |
|  | 2013 | 488        | 8                 | 16.39                |        |      |         | 3                 | 2                   | 1       | 2                   |                    |
| Lincoln County                             | 2015 | 34,716     | 556               | 16.02                |        | 11   | 2       | 58                | 145                 | 292     | 48                  | 3                  |
|  | 2014 | 34,397     | 606               | 17.62                | 2      | 13   | 2       | 46                | 188                 | 313     | 42                  | 2                  |
|  | 2013 | 34,301     | 758               | 22.10                | 1      | 10   | 4       | 51                | 256                 | 376     | 60                  | 12                 |
| Logan County Sheriff's Office<br>OK0420000 | 2015 | 33,073     | 344               | 10.40                |        | 7    | 3       | 27                | 105                 | 180     | 22                  | 2                  |
|  | 2014 | 32,273     | 346               | 10.72                | 2      | 8    | 1       | 18                | 119                 | 178     | 20                  | 2                  |
|  | 2013 | 31,962     | 432               | 13.52                | 2      | 3    | 1       | 16                | 194                 | 197     | 19                  | 2                  |

| Agency                                       | Year | Population       | Total Crime Index | Crime Rate Per 1,000 | Murder | Rape | Robbery | Felonious Assault | Breaking & Entering | Larceny | Motor Vehicle Theft | Arson <sup>†</sup> |
|--|------|------------------|-------------------|----------------------|--------|------|---------|-------------------|---------------------|---------|---------------------|--------------------|
| Guthrie Police Department<br>OK0420100       | 2015 | 11,319           | 382               | 33.75                | 1      | 10   | 1       | 31                | 106                 | 216     | 17                  | 1                  |
|  | 2014 | 11,081           | 324               | 29.24                |        | 4    | 2       | 19                | 98                  | 183     | 18                  | 3                  |
|  | 2013 | 10,752           | 359               | 33.39                |        | 2    | 3       | 28                | 71                  | 234     | 21                  | 3                  |
| Crescent Police Department<br>OK0420300      | 2015 | 1,532            | 28                | 18.28                |        |      | 1       | 1                 | 8                   | 18      |                     |                    |
|  | 2014 | 1,513            | 25                | 16.52                |        |      |         |                   | 11                  | 14      |                     |                    |
|  | 2013 | 1,483            | 29                | 19.55                |        |      |         |                   | 19                  | 10      |                     |                    |
| Langston University Police*<br>OK0421200     | 2015 | 1,884            | 114               | 60.51                |        | 2    | 3       | 5                 | 54                  | 44      | 6                   | 4                  |
|  | 2014 | Data Unavailable |                   |                      |        |      |         |                   |                     |         |                     |                    |
|  | 2013 | Data Unavailable |                   |                      |        |      |         |                   |                     |         |                     |                    |
| Logan County                                 | 2015 | 45,924           | 868               | 18.90                | 1      | 19   | 8       | 64                | 273                 | 458     | 45                  | 7                  |
|  | 2014 | 44,867           | 695               | 15.49                | 2      | 12   | 3       | 37                | 228                 | 375     | 38                  | 5                  |
|  | 2013 | 44,197           | 820               | 18.55                | 2      | 5    | 4       | 44                | 284                 | 441     | 40                  | 5                  |
| Love County Sheriff's Office<br>OK0430000    | 2015 | 7,139            | 29                | 4.06                 |        | 1    |         | 10                | 4                   | 13      | 1                   |                    |
|  | 2014 | 7,105            | 38                | 5.35                 |        |      |         | 1                 | 14                  | 18      | 5                   | 1                  |
|  | 2013 | 6,979            | 95                | 13.61                | 3      |      |         | 5                 | 35                  | 43      | 9                   |                    |
| Marietta Police Department<br>OK0430100      | 2015 | 2,727            | 124               | 45.47                |        | 2    | 5       | 7                 | 31                  | 63      | 16                  | 2                  |
|  | 2014 | 2,726            | 94                | 34.48                |        |      |         | 7                 | 28                  | 53      | 6                   |                    |
|  | 2013 | 2,661            | 86                | 32.32                |        | 1    | 1       | 7                 | 20                  | 55      | 2                   | 1                  |
| Love County                                  | 2015 | 9,866            | 153               | 15.51                |        | 3    | 5       | 17                | 35                  | 76      | 17                  | 2                  |
|  | 2014 | 9,831            | 132               | 13.43                |        |      |         | 8                 | 42                  | 71      | 11                  | 1                  |
|  | 2013 | 9,640            | 181               | 18.78                | 3      | 1    | 1       | 12                | 55                  | 98      | 11                  | 1                  |
| McClain County Sheriff's Office<br>OK0440000 | 2015 | 14,446           | 269               | 18.62                | 1      | 5    | 1       | 17                | 72                  | 143     | 30                  | 3                  |
|  | 2014 | 14,219           | 204               | 14.35                | 1      | 1    | 1       | 7                 | 46                  | 136     | 12                  | 2                  |
|  | 2013 | 14,140           | 388               | 27.44                |        | 2    | 2       | 7                 | 149                 | 191     | 37                  | 1                  |
| Blanchard Police Department<br>OK0440100     | 2015 | 8,211            | 121               | 14.74                |        | 3    | 1       | 5                 | 31                  | 66      | 15                  | 1                  |
|  | 2014 | 7,992            | 66                | 8.26                 |        | 2    |         | 4                 | 15                  | 37      | 8                   |                    |
|  | 2013 | 8,016            | 138               | 17.22                |        |      |         | 10                | 45                  | 81      | 2                   |                    |

| Agency   | Year | Population | Total Crime Index | Crime Rate Per 1,000 | Murder | Rape | Robbery | Felonious Assault | Breaking & Entering | Larceny | Motor Vehicle Theft | Arson <sup>†</sup> |
|--|------|------------|-------------------|----------------------|--------|------|---------|-------------------|---------------------|---------|---------------------|--------------------|
| Purcell Police Department<br>OK0440200         | 2015 | 6,376      | 291               | 45.64                | 1      | 5    |         | 16                | 70                  | 182     | 17                  |                    |
|  | 2014 | 6,374      | 201               | 31.53                |        | 2    | 2       | 11                | 53                  | 118     | 15                  | 1                  |
|  | 2013 | 5,965      | 383               | 64.21                |        | 5    | 2       | 17                | 83                  | 257     | 19                  | 7                  |
| Dibble Police Department<br>OK0440600          | 2015 | 833        | 1                 | 1.20                 |        |      |         |                   |                     |         | 1                   |                    |
|  | 2014 | 810        | 0                 | 0.00                 |        |      |         |                   |                     |         |                     |                    |
|  | 2013 | 826        | 4                 | 4.84                 |        |      |         |                   | 3                   | 1       |                     |                    |
| Newcastle Police Department<br>OK0440800       | 2015 | 9,542      | 259               | 27.14                | 1      | 1    | 2       | 1                 | 47                  | 176     | 31                  |                    |
|  | 2014 | 8,951      | 226               | 25.25                |        | 2    |         | 2                 | 49                  | 132     | 41                  | 1                  |
|  | 2013 | 8,479      | 334               | 39.39                |        | 1    | 2       | 7                 | 81                  | 207     | 36                  |                    |
| Washington Police Department<br>OK0441100      | 2015 | 635        | 0                 | 0.00                 |        |      |         |                   |                     |         |                     |                    |
|  | 2014 | 639        | 0                 | 0.00                 |        |      |         |                   |                     |         |                     |                    |
|  | 2013 | 625        | 6                 | 9.60                 |        |      |         | 3                 | 3                   |         |                     |                    |
| McClain County                                 | 2015 | 40,043     | 941               | 23.50                | 3      | 14   | 4       | 39                | 220                 | 567     | 94                  | 4                  |
|  | 2014 | 38,985     | 697               | 17.88                | 1      | 7    | 3       | 24                | 163                 | 423     | 76                  | 4                  |
|  | 2013 | 38,051     | 1,253             | 32.92                |        | 8    | 6       | 44                | 364                 | 737     | 94                  | 8                  |
| McCurtain County Sheriff's Office<br>OK0450000 | 2015 | 20,407     | 352               | 17.25                | 1      | 1    |         | 22                | 140                 | 156     | 32                  | 10                 |
|  | 2014 | 20,414     | 338               | 16.56                |        | 1    |         | 27                | 135                 | 156     | 19                  | 10                 |
|  | 2013 | 20,682     | 390               | 18.86                | 1      |      | 1       | 29                | 122                 | 217     | 20                  | 11                 |
| Broken Bow Police Department<br>OK0450100      | 2015 | 4,134      | 307               | 74.26                |        | 4    | 1       | 22                | 74                  | 192     | 14                  | 1                  |
|  | 2014 | 4,147      | 217               | 52.33                |        | 3    | 1       | 11                | 45                  | 144     | 13                  | 3                  |
|  | 2013 | 4,155      | 237               | 57.04                |        | 3    | 1       | 28                | 69                  | 130     | 6                   | 2                  |
| Idabel Police Department<br>OK0450200          | 2015 | 7,009      | 504               | 71.91                |        | 1    | 1       | 12                | 146                 | 337     | 7                   | 1                  |
|  | 2014 | 7,005      | 475               | 67.81                |        | 2    | 2       | 19                | 116                 | 323     | 13                  | 4                  |
|  | 2013 | 7,015      | 397               | 56.59                |        | 5    |         | 28                | 103                 | 250     | 11                  |                    |
| Valliant Police Department<br>OK0451600        | 2015 | 743        | 16                | 21.53                |        |      |         | 3                 | 2                   | 9       | 2                   |                    |
|  | 2014 | 750        | 7                 | 9.33                 |        |      |         |                   | 1                   | 6       |                     |                    |
|  | 2013 | 751        | 8                 | 10.65                |        |      |         | 1                 | 3                   | 2       | 2                   |                    |

| Agency  | Year | Population | Total Crime Index | Crime Rate Per 1,000 | Murder | Rape | Robbery | Felonious Assault | Breaking & Entering | Larceny | Motor Vehicle Theft | Arson <sup>†</sup> |
|---|------|------------|-------------------|----------------------|--------|------|---------|-------------------|---------------------|---------|---------------------|--------------------|
| Wright City Police Department<br>OK0451800    | 2015 | 744        | 8                 | 10.75                |        |      |         |                   | 2                   | 6       |                     |                    |
|   | 2014 | 752        | 13                | 17.29                |        | 1    |         |                   | 4                   | 6       | 2                   |                    |
|   | 2013 | 757        | 13                | 17.17                |        |      |         | 1                 | 4                   | 8       |                     |                    |
| McCurtain County                              | 2015 | 33,037     | 1,187             | 35.93                | 1      | 6    | 2       | 59                | 364                 | 700     | 55                  | 12                 |
|   | 2014 | 33,068     | 1,050             | 31.75                |        | 7    | 3       | 57                | 301                 | 635     | 47                  | 17                 |
|   | 2013 | 33,360     | 1,045             | 31.32                | 1      | 8    | 2       | 87                | 301                 | 607     | 39                  | 13                 |
| McIntosh County Sheriff's Office<br>OK0460000 | 2015 | 13,850     | 226               | 16.32                |        | 4    |         | 25                | 82                  | 92      | 23                  | 2                  |
|   | 2014 | 14,230     | 213               | 14.97                |        | 4    | 1       | 21                | 66                  | 98      | 23                  | 1                  |
|   | 2013 | 14,459     | 284               | 19.64                | 1      | 7    | 1       | 24                | 105                 | 119     | 27                  | 5                  |
| Checotah Police Department<br>OK0460100       | 2015 | 3,272      | 112               | 34.23                |        |      | 3       | 5                 | 30                  | 64      | 10                  | 2                  |
|   | 2014 | 3,379      | 105               | 31.07                |        |      | 1       | 3                 | 13                  | 82      | 6                   |                    |
|   | 2013 | 3,393      | 87                | 25.64                |        |      |         | 3                 | 5                   | 70      | 9                   |                    |
| Eufaula Police Department<br>OK0460200        | 2015 | 2,931      | 76                | 25.93                |        | 2    | 1       | 4                 | 19                  | 47      | 3                   | 1                  |
|   | 2014 | 2,957      | 120               | 40.58                |        |      | 1       | 7                 | 37                  | 63      | 12                  |                    |
|   | 2013 | 2,919      | 137               | 46.93                |        | 1    | 4       | 4                 | 35                  | 83      | 10                  | 2                  |
| McIntosh County                               | 2015 | 20,053     | 414               | 20.65                |        | 6    | 4       | 34                | 131                 | 203     | 36                  | 5                  |
|   | 2014 | 20,566     | 438               | 21.30                |        | 4    | 3       | 31                | 116                 | 243     | 41                  | 1                  |
|   | 2013 | 20,771     | 508               | 24.46                | 1      | 8    | 5       | 31                | 145                 | 272     | 46                  | 7                  |
| Major County Sheriff's Office<br>OK0470000    | 2015 | 5,154      | 39                | 7.57                 |        |      |         | 1                 | 7                   | 26      | 5                   |                    |
|   | 2014 | 5,085      | 32                | 6.29                 |        |      | 1       |                   | 11                  | 17      | 3                   | 2                  |
|   | 2013 | 5,125      | 35                | 6.83                 |        | 1    | 2       | 4                 | 8                   | 20      |                     |                    |
| Fairview Police Department<br>OK0470100       | 2015 | 2,665      | 48                | 18.01                |        |      |         | 1                 | 11                  | 33      | 3                   |                    |
|   | 2014 | 2,651      | 65                | 24.52                |        |      |         | 1                 | 14                  | 48      | 2                   |                    |
|   | 2013 | 2,653      | 101               | 38.07                |        | 1    |         | 2                 | 38                  | 56      | 4                   |                    |
| Major County                                  | 2015 | 7,819      | 87                | 11.13                |        |      |         | 2                 | 18                  | 59      | 8                   |                    |
|   | 2014 | 7,736      | 97                | 12.54                |        |      | 1       | 1                 | 25                  | 65      | 5                   | 2                  |
|   | 2013 | 7,778      | 136               | 17.49                |        | 2    | 2       | 6                 | 46                  | 76      | 4                   |                    |



| Agency  | Year | Population                     | Total Crime Index | Crime Rate Per 1,000 | Murder | Rape | Robbery | Felonious Assault | Breaking & Entering | Larceny | Motor Vehicle Theft | Arson† |
|---|------|--------------------------------|-------------------|----------------------|--------|------|---------|-------------------|---------------------|---------|---------------------|--------|
| Marshall County Sheriff's Office<br>OK0480000 | 2015 | 10,703                         | 185               | 17.28                |        | 2    |         | 21                | 90                  | 62      | 10                  | 2      |
|   | 2014 | 10,509                         | 166               | 15.80                |        | 1    | 1       | 13                | 58                  | 80      | 13                  | 4      |
|   | 2013 | 10,637                         | 144               | 13.54                |        | 2    |         | 18                | 44                  | 64      | 16                  | 2      |
| Madill Police Department<br>OK0480100         | 2015 | 3,942                          | 140               | 35.51                |        |      |         | 5                 | 17                  | 109     | 9                   |        |
|   | 2014 | 3,914                          | 93                | 23.76                |        | 3    |         | 5                 | 7                   | 73      | 5                   |        |
|   | 2013 | 3,809                          | 99                | 25.99                |        |      | 1       |                   | 9                   | 86      | 3                   |        |
| Kingston Police Department<br>OK0480300       | 2015 | 1,633                          | 0                 | 0.00                 |        |      |         |                   |                     |         |                     |        |
|   | 2014 | 1,617                          | 2                 | 1.24                 |        |      |         | 1                 |                     | 1       |                     |        |
|   | 2013 | 1,615                          | 3                 | 1.86                 |        |      |         |                   | 2                   | 1       |                     |        |
| Marshall County                               | 2015 | 16,278                         | 325               | 19.97                |        | 2    |         | 26                | 107                 | 171     | 19                  | 2      |
|   | 2014 | 16,040                         | 261               | 16.27                |        | 4    | 1       | 19                | 65                  | 154     | 18                  | 4      |
|   | 2013 | 16,061                         | 246               | 15.32                |        | 2    | 1       | 18                | 55                  | 151     | 19                  | 2      |
| Mayes County Sheriff's Office<br>OK0490000    | 2015 | 26,445                         | 236               | 8.92                 |        | 7    | 1       | 23                | 57                  | 121     | 27                  | 5      |
|   | 2014 | 27,782                         | 268               | 9.65                 | 1      | 3    | 2       | 20                | 95                  | 124     | 23                  | 5      |
|   | 2013 | 28,283                         | 247               | 8.73                 |        | 1    |         | 14                | 80                  | 129     | 23                  | 7      |
| Chouteau Police Department<br>OK0490100       | 2015 | 2,078                          | 6                 | 2.89                 |        |      |         | 1                 |                     | 5       |                     |        |
|   | 2014 | 2,089                          | 13                | 6.22                 |        |      |         |                   | 3                   | 8       | 2                   |        |
|   | 2013 | 2,111                          | 65                | 30.79                |        | 2    |         | 4                 | 12                  | 43      | 4                   | 1      |
| Pryor Police Department<br>OK0490200          | 2015 | 9,421                          | 396               | 42.03                |        | 10   | 1       | 69                | 77                  | 216     | 23                  | 3      |
|   | 2014 | 9,450                          | 441               | 46.67                | 1      | 4    | 3       | 101               | 55                  | 263     | 14                  | 2      |
|   | 2013 | 9,496                          | 378               | 39.81                |        | 10   | 3       | 74                | 95                  | 171     | 25                  | 2      |
| Locust Grove Police Department<br>OK0490800   | 2015 | 1,400                          | 4                 | 2.86                 |        |      |         |                   |                     | 4       |                     |        |
|   | 2014 | 1,401                          | 8                 | 5.71                 |        |      |         |                   | 1                   | 7       |                     |        |
|   | 2013 | 1,416                          | 7                 | 4.94                 |        |      |         | 2                 |                     | 2       | 3                   |        |
| Salina Police Department<br>OK0491500         | 2015 | 1,378                          | 20                | 14.51                |        | 1    |         | 3                 | 7                   | 8       | 1                   |        |
|   | 2014 | Reported Through the County SO |                   |                      |        |      |         |                   |                     |         |                     |        |
|   | 2013 | Reported Through the County SO |                   |                      |        |      |         |                   |                     |         |                     |        |

| Agency  | Year | Population | Total Crime Index | Crime Rate Per 1,000 | Murder | Rape | Robbery | Felonious Assault | Breaking & Entering | Larceny | Motor Vehicle Theft | Arson <sup>†</sup> |
|---|------|------------|-------------------|----------------------|--------|------|---------|-------------------|---------------------|---------|---------------------|--------------------|
| Mayes County                                  | 2015 | 40,722     | 662               | 16.26                |        | 18   | 2       | 96                | 141                 | 354     | 51                  | 8                  |
|   | 2014 | 40,722     | 733               | 18.00                | 2      | 7    | 5       | 121               | 154                 | 405     | 39                  | 7                  |
|   | 2013 | 41,306     | 701               | 16.97                |        | 13   | 3       | 94                | 190                 | 346     | 55                  | 8                  |
| Murray County Sheriff's Office<br>OK0500000   | 2015 | 6,023      | 28                | 4.65                 |        |      |         | 4                 | 6                   | 14      | 4                   |                    |
|   | 2014 | 5,978      | 56                | 9.37                 |        | 6    |         | 3                 | 15                  | 30      | 2                   |                    |
|   | 2013 | 6,020      | 63                | 10.47                |        | 2    |         | 14                | 19                  | 28      |                     |                    |
| Sulphur Police Department<br>OK0500100        | 2015 | 5,081      | 132               | 25.98                | 1      | 2    |         | 14                | 40                  | 68      | 7                   |                    |
|   | 2014 | 5,042      | 84                | 16.66                |        | 1    |         | 4                 | 31                  | 42      | 6                   | 1                  |
|   | 2013 | 5,018      | 42                | 8.37                 |        | 1    |         | 3                 | 15                  | 21      | 2                   |                    |
| Davis Police Department<br>OK0500200          | 2015 | 2,780      | 97                | 34.89                |        |      |         | 28                | 21                  | 41      | 7                   | 2                  |
|   | 2014 | 2,757      | 115               | 41.71                |        | 1    |         | 6                 | 42                  | 56      | 10                  |                    |
|   | 2013 | 2,736      | 124               | 45.32                |        | 2    |         | 15                | 41                  | 58      | 8                   |                    |
| Murray County                                 | 2015 | 13,884     | 257               | 18.51                | 1      | 2    |         | 46                | 67                  | 123     | 18                  | 2                  |
|   | 2014 | 13,777     | 255               | 18.51                |        | 8    |         | 13                | 88                  | 128     | 18                  | 1                  |
|   | 2013 | 13,774     | 229               | 16.63                |        | 5    |         | 32                | 75                  | 107     | 10                  |                    |
| Muskogee County Sheriff's Office<br>OK0510000 | 2015 | 22,291     | 354               | 15.88                | 5      | 9    | 3       | 57                | 116                 | 138     | 26                  | 11                 |
|   | 2014 | 22,993     | 371               | 16.14                | 3      | 7    | 3       | 50                | 94                  | 171     | 43                  | 16                 |
|   | 2013 | 23,414     | 432               | 18.45                | 1      | 9    | 13      | 59                | 114                 | 188     | 48                  | 22                 |
| Muskogee Police Department<br>OK0510100       | 2015 | 38,451     | 2,042             | 53.11                | 3      | 39   | 65      | 333               | 461                 | 1,021   | 120                 | 13                 |
|   | 2014 | 38,759     | 1,715             | 44.25                | 4      | 25   | 50      | 291               | 448                 | 792     | 105                 | 14                 |
|   | 2013 | 38,884     | 2,170             | 55.81                | 1      | 22   | 35      | 273               | 651                 | 1,097   | 91                  | 13                 |
| Fort Gibson Police Department<br>OK0510700    | 2015 | 4,090      | 54                | 13.20                |        |      | 1       | 6                 | 23                  | 23      | 1                   |                    |
|   | 2014 | 4,115      | 59                | 14.34                |        |      |         | 19                | 14                  | 24      | 2                   |                    |
|   | 2013 | 4,123      | 67                | 16.25                |        | 2    |         | 1                 | 18                  | 39      | 7                   |                    |
| Haskell Police Department<br>OK0510800        | 2015 | 1,989      | 2                 | 1.01                 |        |      |         |                   | 1                   | 1       |                     |                    |
|   | 2014 | 2,000      | 7                 | 3.50                 |        |      |         | 2                 | 2                   | 2       | 1                   |                    |
|   | 2013 | 1,989      | 9                 | 4.52                 | 1      |      |         | 1                 | 2                   | 4       | 1                   |                    |

| Agency                                       | Year | Population                     | Total Crime Index | Crime Rate Per 1,000 | Murder | Rape | Robbery | Felonious Assault | Breaking & Entering | Larceny | Motor Vehicle Theft | Arson <sup>†</sup> |
|--|------|--------------------------------|-------------------|----------------------|--------|------|---------|-------------------|---------------------|---------|---------------------|--------------------|
| Porum Police Department<br>OK0511200         | 2015 | 713                            | 3                 | 4.21                 |        |      |         |                   | 2                   | 1       |                     |                    |
|  | 2014 | 713                            | 5                 | 7.01                 |        |      |         | 2                 |                     | 2       | 1                   |                    |
|  | 2013 | 721                            | 11                | 15.26                |        |      |         | 4                 | 2                   | 2       | 3                   |                    |
| Warner Police Department<br>OK0511600        | 2015 | 1,613                          | 8                 | 4.96                 |        | 1    |         | 3                 | 2                   | 2       |                     |                    |
|  | 2014 | 1,619                          | 12                | 7.41                 |        |      |         | 3                 | 4                   | 3       | 2                   |                    |
|  | 2013 | 1,631                          | 25                | 15.33                |        | 1    |         | 3                 | 9                   | 10      | 2                   |                    |
| Webbers Falls Police Department<br>OK0511700 | 2015 | 602                            | 7                 | 11.63                |        |      |         |                   | 1                   | 5       | 1                   |                    |
|  | 2014 | Reported Through the County SO |                   |                      |        |      |         |                   |                     |         |                     |                    |
|  | 2013 | Reported Through the County SO |                   |                      |        |      |         |                   |                     |         |                     |                    |
| Muskogee County                              | 2015 | 69,749                         | 2,470             | 35.41                | 8      | 49   | 69      | 399               | 606                 | 1,191   | 148                 | 24                 |
|  | 2014 | 70,199                         | 2,169             | 30.90                | 7      | 32   | 53      | 367               | 562                 | 994     | 154                 | 30                 |
|  | 2013 | 70,762                         | 2,714             | 38.35                | 3      | 34   | 48      | 341               | 796                 | 1,340   | 152                 | 35                 |
| Noble County Sheriff's Office<br>OK0520000   | 2015 | 6,422                          | 75                | 11.68                |        | 1    |         | 4                 | 20                  | 48      | 2                   |                    |
|  | 2014 | 6,387                          | 68                | 10.65                |        | 1    |         | 1                 | 18                  | 44      | 4                   | 3                  |
|  | 2013 | 6,481                          | 72                | 11.11                |        |      |         | 3                 | 21                  | 44      | 4                   | 2                  |
| Perry Police Department<br>OK0520100         | 2015 | 5,063                          | 111               | 21.92                |        | 3    | 1       | 9                 | 29                  | 64      | 5                   |                    |
|  | 2014 | 5,043                          | 92                | 18.24                |        | 5    | 1       | 13                | 23                  | 45      | 5                   |                    |
|  | 2013 | 5,079                          | 106               | 20.87                |        |      |         | 5                 | 32                  | 66      | 3                   |                    |
| Noble County                                 | 2015 | 11,485                         | 186               | 16.20                |        | 4    | 1       | 13                | 49                  | 112     | 7                   |                    |
|  | 2014 | 11,430                         | 160               | 14.00                |        | 6    | 1       | 14                | 41                  | 89      | 9                   | 3                  |
|  | 2013 | 11,560                         | 178               | 15.40                |        |      |         | 8                 | 53                  | 110     | 7                   | 2                  |
| Nowata County Sheriff's Office<br>OK0530000  | 2015 | 6,033                          | 40                | 6.63                 |        |      |         | 5                 | 8                   | 27      |                     | 1                  |
|  | 2014 | 6,062                          | 33                | 5.44                 |        |      |         | 4                 | 13                  | 15      | 1                   | 1                  |
|  | 2013 | 6,143                          | 25                | 4.07                 |        | 1    |         | 2                 | 8                   | 13      | 1                   |                    |
| Nowata Police Department<br>OK0530100        | 2015 | 3,727                          | 82                | 22.00                |        | 4    |         | 8                 | 23                  | 43      | 4                   | 1                  |
|  | 2014 | 3,739                          | 85                | 22.73                |        | 1    | 2       | 17                | 15                  | 48      | 2                   | 3                  |
|  | 2013 | 3,761                          | 74                | 19.68                |        | 1    |         | 17                | 16                  | 37      | 3                   | 1                  |

| Agency   | Year | Population | Total Crime Index | Crime Rate Per 1,000 | Murder | Rape | Robbery | Felonious Assault | Breaking & Entering | Larceny | Motor Vehicle Theft | Arson <sup>†</sup> |
|--|------|------------|-------------------|----------------------|--------|------|---------|-------------------|---------------------|---------|---------------------|--------------------|
| South Coffeyville Police Department<br>OK0530800 | 2015 | 773        | 8                 | 10.35                |        | 1    |         | 2                 | 1                   | 4       |                     |                    |
|  | 2014 | 775        | 15                | 19.35                |        | 1    | 1       | 1                 | 3                   | 9       |                     |                    |
|  | 2013 | 786        | 12                | 15.27                |        |      |         | 1                 | 3                   | 8       |                     |                    |
| Nowata County                                    | 2015 | 10,533     | 130               | 12.34                |        | 5    |         | 15                | 32                  | 74      | 4                   | 2                  |
|  | 2014 | 10,576     | 133               | 12.58                |        | 2    | 3       | 22                | 31                  | 72      | 3                   | 4                  |
|  | 2013 | 10,690     | 111               | 10.38                |        | 2    |         | 20                | 27                  | 58      | 4                   | 1                  |
| Okfuskee County Sheriff's Office<br>OK0540000    | 2015 | 7,939      | 113               | 14.23                | 1      | 6    | 1       | 17                | 28                  | 47      | 13                  | 3                  |
|  | 2014 | 6,899      | 127               | 18.41                | 1      |      |         | 19                | 47                  | 43      | 17                  | 4                  |
|  | 2013 | 6,926      | 159               | 22.96                |        | 1    |         | 9                 | 61                  | 76      | 12                  | 1                  |
| Okemah Police Department<br>OK0540100            | 2015 | 3,256      | 135               | 41.46                | 1      | 1    | 1       |                   | 27                  | 101     | 4                   | 2                  |
|  | 2014 | 3,334      | 106               | 31.79                |        | 1    |         | 4                 | 28                  | 65      | 8                   | 2                  |
|  | 2013 | 3,331      | 178               | 53.44                |        |      | 1       | 3                 | 41                  | 130     | 3                   |                    |
| Weleetka Police Department<br>OK0540200          | 2015 | 985        | 37                | 37.56                |        | 2    |         | 2                 | 7                   | 23      | 3                   | 1                  |
|  | 2014 | 1,002      | 39                | 38.92                |        | 1    |         | 2                 | 17                  | 18      | 1                   |                    |
|  | 2013 | 1,005      | 36                | 35.82                |        | 1    |         | 8                 | 10                  | 14      | 3                   | 1                  |
| Boley Police Department<br>OK0540400             | 2015 | 1,183      | 0                 | 0.00                 |        |      |         |                   |                     |         |                     |                    |
|  | 2014 | 1,189      | 0                 | 0.00                 |        |      |         |                   |                     |         |                     |                    |
|  | 2013 | 1,188      | 0                 | 0.00                 |        |      |         |                   |                     |         |                     |                    |
| Okfuskee County                                  | 2015 | 13,363     | 285               | 21.33                | 2      | 9    | 2       | 19                | 62                  | 171     | 20                  | 6                  |
|  | 2014 | 12,424     | 272               | 21.89                | 1      | 2    | 0       | 25                | 92                  | 126     | 26                  | 6                  |
|  | 2013 | 12,450     | 373               | 29.96                |        | 2    | 1       | 20                | 112                 | 220     | 18                  | 2                  |
| Oklahoma County Sheriff's Office<br>OK0550000    | 2015 | 22,076     | 212               | 9.60                 |        | 2    | 1       | 19                | 47                  | 113     | 30                  | 1                  |
|  | 2014 | 21,967     | 272               | 12.38                |        | 1    | 1       | 18                | 59                  | 166     | 27                  |                    |
|  | 2013 | 25,057     | 380               | 15.17                | 2      | 1    | 1       | 30                | 96                  | 214     | 36                  |                    |
| Bethany Police Department<br>OK0550100           | 2015 | 19,704     | 617               | 31.31                | 2      | 11   | 25      | 34                | 131                 | 338     | 76                  | 3                  |
|  | 2014 | 19,683     | 625               | 31.75                |        | 4    | 15      | 56                | 159                 | 317     | 74                  | 5                  |
|  | 2013 | 19,529     | 667               | 34.15                |        | 7    | 19      | 31                | 186                 | 358     | 66                  | 3                  |

| Agency                                       | Year | Population | Total Crime Index | Crime Rate Per 1,000 | Murder | Rape | Robbery | Felonious Assault | Breaking & Entering | Larceny | Motor Vehicle Theft | Arson <sup>†</sup> |
|--|------|------------|-------------------|----------------------|--------|------|---------|-------------------|---------------------|---------|---------------------|--------------------|
| Del City Police Department<br>OK0550200      | 2015 | 22,167     | 1,046             | 47.19                | 2      | 21   | 39      | 114               | 196                 | 573     | 101                 | 10                 |
|  | 2014 | 22,144     | 1,387             | 62.64                | 2      | 21   | 39      | 108               | 263                 | 832     | 122                 | 7                  |
|  | 2013 | 21,959     | 1,301             | 59.25                |        | 14   | 19      | 93                | 300                 | 794     | 81                  | 3                  |
| Edmond Police Department<br>OK0550300        | 2015 | 90,418     | 1,556             | 17.21                | 1      | 18   | 17      | 74                | 279                 | 1,118   | 49                  | 2                  |
|  | 2014 | 88,383     | 1,619             | 18.32                | 1      | 12   | 14      | 54                | 292                 | 1,174   | 72                  | 7                  |
|  | 2013 | 85,974     | 1,682             | 19.56                |        | 15   | 15      | 57                | 309                 | 1,230   | 56                  | 1                  |
| Midwest City Police Department<br>OK0550400  | 2015 | 57,669     | 2,548             | 44.18                | 5      | 15   | 37      | 95                | 512                 | 1,675   | 209                 | 4                  |
|  | 2014 | 57,313     | 2,778             | 48.47                | 5      | 24   | 44      | 112               | 576                 | 1,773   | 244                 | 6                  |
|  | 2013 | 56,590     | 3,285             | 58.05                | 2      | 48   | 48      | 261               | 707                 | 1,958   | 261                 | 10                 |
| Nichols Hills Police Department<br>OK0550500 | 2015 | 3,908      | 74                | 18.94                |        |      | 2       |                   | 11                  | 60      | 1                   |                    |
|  | 2014 | 3,887      | 59                | 15.18                |        |      | 2       | 1                 | 13                  | 41      | 2                   |                    |
|  | 2013 | 3,836      | 89                | 23.20                |        |      |         | 1                 | 20                  | 61      | 7                   |                    |
| Oklahoma City Police Department<br>OK0550600 | 2015 | 630,621    | 29,776            | 47.22                | 73     | 480  | 1,192   | 3,083             | 5,823               | 16,228  | 2,897               | 93                 |
|  | 2014 | 617,975    | 32,040            | 51.85                | 45     | 434  | 1,126   | 3,177             | 6,638               | 17,111  | 3,509               | 96                 |
|  | 2013 | 605,034    | 37,477            | 61.94                | 62     | 450  | 1,191   | 3,295             | 8,016               | 20,387  | 4,076               | 130                |
| Village Police Department<br>OK0550700       | 2015 | 9,420      | 257               | 27.28                |        | 2    |         | 9                 | 45                  | 190     | 11                  |                    |
|  | 2014 | 9,336      | 385               | 41.24                | 1      | 2    | 9       | 15                | 80                  | 268     | 10                  | 2                  |
|  | 2013 | 9,188      | 364               | 39.62                | 1      |      | 4       | 17                | 66                  | 258     | 18                  |                    |
| Warr Acres Police Department<br>OK0550800    | 2015 | 10,495     | 404               | 38.49                |        | 2    | 10      | 31                | 73                  | 250     | 38                  |                    |
|  | 2014 | 10,459     | 445               | 42.55                |        | 2    | 12      | 30                | 89                  | 275     | 37                  |                    |
|  | 2013 | 10,360     | 556               | 53.67                |        | 8    | 17      | 29                | 101                 | 346     | 55                  |                    |
| Choctaw Police Department<br>OK0551000       | 2015 | 12,196     | 251               | 20.58                |        | 7    | 1       | 12                | 74                  | 130     | 27                  | 1                  |
|  | 2014 | 12,007     | 172               | 14.32                |        | 3    | 4       | 12                | 44                  | 96      | 13                  | 1                  |
|  | 2013 | 11,768     | 252               | 21.41                | 1      | 1    |         | 15                | 92                  | 126     | 17                  |                    |
| Harrah Police Department<br>OK0551100        | 2015 | 5,888      | 134               | 22.76                |        |      | 3       | 11                | 36                  | 78      | 6                   |                    |
|  | 2014 | 5,706      | 161               | 28.22                |        | 2    | 1       | 12                | 37                  | 100     | 9                   | 1                  |
|  | 2013 | 5,498      | 177               | 32.19                |        | 2    |         | 6                 | 50                  | 98      | 21                  |                    |

| Agency   | Year | Population                     | Total Crime Index | Crime Rate Per 1,000 | Murder | Rape | Robbery | Felonious Assault | Breaking & Entering | Larceny | Motor Vehicle Theft | Arson <sup>†</sup> |
|--|------|--------------------------------|-------------------|----------------------|--------|------|---------|-------------------|---------------------|---------|---------------------|--------------------|
| Jones Police Department<br>OK0551200                       | 2015 | 2,918                          | 54                | 18.51                |        | 1    | 1       |                   | 23                  | 25      | 4                   |                    |
|  | 2014 | 2,884                          | 41                | 14.22                |        | 2    | 2       | 2                 | 9                   | 24      | 2                   | 1                  |
|  | 2013 | 2,834                          | 51                | 18.00                |        | 2    |         | 12                | 11                  | 24      | 2                   |                    |
| Luther Police Department<br>OK0551300                      | 2015 | 1,527                          | 17                | 11.13                |        | 2    |         | 4                 | 6                   | 4       | 1                   |                    |
|  | 2014 | 1,460                          | 12                | 8.22                 |        |      |         |                   | 3                   | 6       | 3                   | 1                  |
|  | 2013 | 1,396                          | 9                 | 6.45                 |        |      |         |                   | 5                   | 2       | 2                   |                    |
| Nicoma Park Police Department<br>OK0551400                 | 2015 | 2,484                          | 68                | 27.38                |        |      |         | 6                 | 19                  | 34      | 9                   | 1                  |
|  | 2014 | 2,473                          | 44                | 17.79                |        | 1    | 1       | 2                 | 17                  | 21      | 2                   |                    |
|  | 2013 | 2,458                          | 65                | 26.44                |        |      |         | 4                 | 20                  | 33      | 8                   |                    |
| Spencer Police Department<br>OK0551500                     | 2015 | 4,050                          | 108               | 26.67                |        | 1    |         | 16                | 44                  | 33      | 14                  |                    |
|  | 2014 | 4,050                          | 81                | 20.00                |        | 1    | 1       | 9                 | 30                  | 29      | 11                  | 1                  |
|  | 2013 | 4,007                          | 145               | 36.19                |        | 1    | 2       | 7                 | 77                  | 44      | 14                  |                    |
| Forest Park Police Department<br>OK0551600                 | 2015 | 1,074                          | 11                | 10.24                |        | 1    |         |                   | 3                   | 5       | 2                   |                    |
|  | 2014 | 1,057                          | 11                | 10.41                | 1      |      | 1       | 1                 | 4                   | 4       |                     |                    |
|  | 2013 | 1,044                          | 13                | 12.45                |        |      |         |                   | 4                   | 8       | 1                   |                    |
| University of Central Oklahoma<br>Police*<br>OK0551700     | 2015 | 16,910                         | 84                | 4.97                 |        | 1    |         | 4                 | 10                  | 69      |                     |                    |
|  | 2014 | 20,204                         | 121               | 5.99                 |        | 2    | 2       |                   | 22                  | 95      |                     | 2                  |
|  | 2013 | 20,204                         | 82                | 4.06                 |        | 4    | 1       |                   | 4                   | 72      | 1                   |                    |
| Okla. Univ. Health Sciences Center<br>Police*<br>OK0551800 | 2015 | 3,404                          | 161               | 47.30                |        |      | 3       | 2                 | 5                   | 148     | 3                   |                    |
|  | 2014 | 25,779                         | 192               | 7.45                 |        | 2    | 1       | 4                 | 9                   | 168     | 8                   |                    |
|  | 2013 | 25,779                         | 175               | 6.79                 |        |      | 1       | 6                 | 4                   | 164     |                     |                    |
| Valley Brook Police Department<br>OK0552100                | 2015 | 786                            | 16                | 20.36                |        |      |         | 1                 | 5                   | 9       | 1                   |                    |
|  | 2014 | Reported Through the County SO |                   |                      |        |      |         |                   |                     |         |                     |                    |
|  | 2013 | Reported Through the County SO |                   |                      |        |      |         |                   |                     |         |                     |                    |
| Putnam City Campus Police*<br>OK0552200                    | 2015 | 19,365                         | 18                | 0.93                 |        |      |         | 2                 | 1                   | 15      |                     |                    |
|  | 2014 | 21,946                         | 18                | 0.82                 |        | 1    | 1       | 2                 |                     | 14      |                     |                    |
|  | 2013 | 21,588                         | 53                | 2.46                 |        |      | 3       | 4                 | 6                   | 40      |                     |                    |

| Agency   | Year | Population | Total Crime Index | Crime Rate Per 1,000 | Murder | Rape | Robbery | Felonious Assault | Breaking & Entering | Larceny | Motor Vehicle Theft | Arson <sup>†</sup> |
|--|------|------------|-------------------|----------------------|--------|------|---------|-------------------|---------------------|---------|---------------------|--------------------|
| Oklahoma City University Campus Police*<br>OK0554300 | 2015 | 2,990      | 40                | 13.38                |        |      |         | 1                 | 5                   | 34      |                     |                    |
|  | 2014 | 3,472      | 60                | 17.28                |        | 1    |         |                   | 1                   | 56      | 2                   |                    |
|  | 2013 | 3,783      | 63                | 16.65                |        |      | 1       |                   | 6                   | 54      | 2                   |                    |
| Capitol Patrol*<br>OKOHP1700                         | 2015 | 42,500     | 5                 | 0.12                 |        |      |         |                   |                     | 5       |                     |                    |
|  | 2014 | 42,500     | 2                 | 0.05                 |        |      |         |                   |                     | 2       |                     |                    |
|  | 2013 | 42,500     | 6                 | 0.14                 |        |      |         |                   |                     | 5       | 1                   |                    |
| Oklahoma County                                      | 2015 | 897,401    | 37,457            | 41.74                | 83     | 564  | 1,331   | 3,518             | 7,348               | 21,134  | 3,479               | 115                |
|  | 2014 | 880,784    | 40,525            | 46.01                | 55     | 515  | 1,276   | 3,615             | 8,345               | 22,572  | 4,147               | 130                |
|  | 2013 | 866,532    | 46,937            | 54.17                | 68     | 553  | 1,322   | 3,868             | 10,084              | 26,317  | 4,725               | 153                |
| Okmulgee County Sheriff's Office<br>OK0560000        | 2015 | 17,462     | 286               | 16.38                | 1      | 9    | 1       | 27                | 99                  | 118     | 31                  | 7                  |
|  | 2014 | 17,616     | 183               | 10.39                |        | 2    | 1       | 18                | 68                  | 77      | 17                  | 4                  |
|  | 2013 | 17,876     | 172               | 9.62                 | 1      | 3    |         | 8                 | 63                  | 76      | 21                  | 9                  |
| Henryetta Police Department<br>OK0560100             | 2015 | 5,717      | 209               | 36.56                | 1      | 1    | 1       | 10                | 65                  | 115     | 16                  | 2                  |
|  | 2014 | 5,802      | 201               | 34.64                |        | 4    |         | 4                 | 64                  | 115     | 14                  | 4                  |
|  | 2013 | 5,814      | 157               | 27.00                |        | 1    | 2       | 12                | 47                  | 82      | 13                  | 1                  |
| Okmulgee Police Department<br>OK0560200              | 2015 | 12,141     | 557               | 45.88                | 1      | 23   | 9       | 72                | 103                 | 336     | 13                  | 1                  |
|  | 2014 | 12,321     | 506               | 41.07                |        | 14   | 9       | 43                | 78                  | 344     | 18                  | 7                  |
|  | 2013 | 12,345     | 623               | 50.47                |        | 6    | 4       | 35                | 96                  | 455     | 27                  | 5                  |
| Beggs Police Department<br>OK0560400                 | 2015 | 1,236      | 19                | 15.37                |        | 1    |         | 1                 | 9                   | 7       | 1                   |                    |
|  | 2014 | 1,251      | 26                | 20.78                |        |      |         | 2                 | 10                  | 9       | 5                   |                    |
|  | 2013 | 1,255      | 32                | 25.50                |        | 1    |         | 2                 | 10                  | 17      | 2                   | 1                  |
| Dewar Police Department<br>OK0560600                 | 2015 | 864        | 1                 | 1.16                 |        |      |         |                   |                     | 1       |                     |                    |
|  | 2014 | 872        | 3                 | 3.44                 |        |      |         |                   | 1                   | 1       | 1                   |                    |
|  | 2013 | 882        | 8                 | 9.07                 |        | 1    |         |                   | 4                   | 3       |                     |                    |
| Morris Police Department<br>OK0561100                | 2015 | 1,455      | 8                 | 5.50                 |        |      |         | 1                 | 2                   | 5       |                     |                    |
|  | 2014 | 1,454      | 17                | 11.69                |        | 1    |         |                   | 8                   | 8       |                     |                    |
|  | 2013 | 1,457      | 16                | 10.98                |        | 2    | 1       | 5                 | 6                   | 1       | 1                   |                    |

| Agency  | Year | Population | Total Crime Index | Crime Rate Per 1,000 | Murder | Rape | Robbery | Felonious Assault | Breaking & Entering | Larceny | Motor Vehicle Theft | Arson <sup>†</sup> |
|---|------|------------|-------------------|----------------------|--------|------|---------|-------------------|---------------------|---------|---------------------|--------------------|
| Okla. State University – Okmulgee*<br>OK0561600 | 2015 | 2,476      | 12                | 4.85                 |        | 1    |         |                   |                     | 11      |                     |                    |
|   | 2014 | 4,025      | 17                | 4.22                 |        | 1    |         |                   |                     | 16      |                     |                    |
|   | 2013 | 4,025      | 19                | 4.72                 |        | 2    |         | 1                 |                     | 16      |                     |                    |
| Okmulgee County                                 | 2015 | 38,875     | 1,092             | 28.09                | 3      | 35   | 11      | 111               | 278                 | 593     | 61                  | 10                 |
|   | 2014 | 39,316     | 953               | 24.24                |        | 22   | 10      | 67                | 229                 | 570     | 55                  | 15                 |
|   | 2013 | 39,629     | 1,027             | 25.92                | 1      | 16   | 7       | 63                | 226                 | 650     | 64                  | 16                 |
| Osage County Sheriff's Office<br>OK0570000      | 2015 | 27,492     | 351               | 12.77                | 2      | 7    | 1       | 30                | 114                 | 161     | 36                  | 4                  |
|   | 2014 | 27,482     | 380               | 13.83                | 1      | 8    | 3       | 23                | 132                 | 176     | 37                  | 5                  |
|   | 2013 | 27,709     | 394               | 14.22                | 2      | 3    | 2       | 21                | 137                 | 214     | 15                  | 8                  |
| Fairfax Police Department<br>OK0570200          | 2015 | 1,357      | 11                | 8.11                 |        | 1    |         |                   | 3                   | 7       |                     |                    |
|   | 2014 | 1,367      | 14                | 10.24                |        |      |         | 1                 | 4                   | 8       | 1                   |                    |
|   | 2013 | 1,373      | 26                | 18.94                |        |      |         | 6                 | 11                  | 8       | 1                   |                    |
| Hominy Police Department<br>OK0570300           | 2015 | 3,525      | 66                | 18.72                |        | 4    |         | 6                 | 16                  | 33      | 7                   | 2                  |
|   | 2014 | 3,550      | 73                | 20.56                |        |      | 1       | 3                 | 28                  | 31      | 10                  |                    |
|   | 2013 | 3,558      | 95                | 26.70                |        |      |         | 14                | 31                  | 44      | 6                   |                    |
| Pawhuska Police Department<br>OK0570400         | 2015 | 3,624      | 138               | 38.08                |        | 4    | 1       | 20                | 39                  | 70      | 4                   |                    |
|   | 2014 | 3,661      | 125               | 34.14                |        | 2    |         | 19                | 35                  | 60      | 9                   | 2                  |
|   | 2013 | 3,567      | 104               | 29.16                |        | 1    | 2       | 23                | 21                  | 51      | 6                   | 1                  |
| Osage County                                    | 2015 | 35,998     | 566               | 15.72                | 2      | 16   | 2       | 56                | 172                 | 271     | 47                  | 6                  |
|   | 2014 | 36,060     | 592               | 16.42                | 1      | 10   | 4       | 46                | 199                 | 275     | 57                  | 7                  |
|   | 2013 | 36,207     | 619               | 17.10                | 2      | 4    | 4       | 64                | 200                 | 317     | 28                  | 9                  |
| Ottawa County Sheriff's Office<br>OK0580000     | 2015 | 18,156     | 116               | 6.39                 |        | 3    |         | 1                 | 57                  | 36      | 19                  |                    |
|   | 2014 | 18,227     | 98                | 5.38                 |        |      | 2       |                   | 41                  | 36      | 19                  | 2                  |
|   | 2013 | 18,374     | 124               | 6.75                 |        | 1    | 1       | 2                 | 48                  | 42      | 30                  | 3                  |
| Miami Police Department<br>OK0580200            | 2015 | 13,695     | 347               | 25.34                |        | 4    | 2       | 38                | 94                  | 187     | 22                  | 1                  |
|   | 2014 | 13,805     | 580               | 42.01                |        | 6    | 2       | 48                | 133                 | 371     | 20                  | 5                  |
|   | 2013 | 13,794     | 553               | 40.09                | 1      | 4    | 2       | 68                | 140                 | 320     | 18                  | 12                 |



| Agency  | Year | Population | Total Crime Index | Crime Rate Per 1,000 | Murder | Rape | Robbery | Felonious Assault | Breaking & Entering | Larceny | Motor Vehicle Theft | Arson <sup>†</sup> |
|---|------|------------|-------------------|----------------------|--------|------|---------|-------------------|---------------------|---------|---------------------|--------------------|
| Wyandotte Police Department<br>OK0581200        | 2015 | 335        | 7                 | 20.90                |        |      |         |                   | 2                   | 5       |                     |                    |
|   | 2014 | 341        | 6                 | 17.60                |        |      |         |                   | 1                   | 3       | 2                   |                    |
|   | 2013 | 338        | 13                | 38.46                |        |      |         | 1                 | 2                   | 9       | 1                   |                    |
| Wyandotte Nation Tribal Police*<br>OK0581400    | 2015 | 2,494      | 15                | 6.01                 |        |      |         |                   | 4                   | 11      |                     |                    |
|   | 2014 | 2,494      | 12                | 4.81                 |        |      |         |                   | 1                   | 11      |                     |                    |
|   | 2013 | 2,494      | 9                 | 3.61                 |        |      |         |                   |                     | 9       |                     |                    |
| NE Oklahoma A&M College<br>Police*<br>OK0581500 | 2015 | 2,126      | 52                | 24.46                |        | 1    | 1       |                   | 17                  | 31      | 2                   | 2                  |
|   | 2014 | 2,884      | 61                | 21.15                |        | 1    |         |                   | 25                  | 34      | 1                   |                    |
|   | 2013 | 2,843      | 63                | 22.16                |        |      |         | 4                 | 16                  | 42      | 1                   |                    |
| Ottawa County                                   | 2015 | 32,186     | 537               | 16.68                |        | 8    | 3       | 39                | 174                 | 270     | 43                  | 3                  |
|   | 2014 | 32,373     | 757               | 23.38                |        | 7    | 4       | 48                | 201                 | 455     | 42                  | 7                  |
|   | 2013 | 32,506     | 762               | 23.44                | 1      | 5    | 3       | 75                | 206                 | 422     | 50                  | 15                 |
| Pawnee County Sheriff's Office<br>OK0590000     | 2015 | 10,999     | 70                | 6.36                 |        | 1    |         | 8                 | 27                  | 26      | 8                   | 1                  |
|   | 2014 | 11,075     | 90                | 8.13                 | 1      | 1    |         | 10                | 27                  | 42      | 9                   |                    |
|   | 2013 | 11,108     | 84                | 7.56                 | 1      |      | 1       | 14                | 15                  | 44      | 9                   | 2                  |
| Cleveland Police Department<br>OK0590100        | 2015 | 3,201      | 36                | 11.25                |        | 1    |         | 6                 | 1                   | 25      | 3                   |                    |
|   | 2014 | 3,247      | 69                | 21.25                | 1      | 3    |         | 11                | 6                   | 45      | 3                   |                    |
|   | 2013 | 3,224      | 100               | 31.02                |        | 2    |         | 9                 | 21                  | 63      | 5                   | 3                  |
| Pawnee Police Department<br>OK0590200           | 2015 | 2,149      | 77                | 35.83                |        | 1    | 2       | 22                | 28                  | 21      | 3                   | 1                  |
|   | 2014 | 2,174      | 44                | 20.24                |        |      | 1       | 19                | 11                  | 9       | 4                   | 3                  |
|   | 2013 | 2,163      | 32                | 14.79                |        | 1    |         | 2                 | 22                  | 7       |                     |                    |
| Pawnee County                                   | 2015 | 16,349     | 183               | 11.19                |        | 3    | 2       | 36                | 56                  | 72      | 14                  | 2                  |
|   | 2014 | 16,496     | 203               | 12.31                | 2      | 4    | 1       | 40                | 44                  | 96      | 16                  | 3                  |
|   | 2013 | 16,495     | 216               | 13.09                | 1      | 3    | 1       | 25                | 58                  | 114     | 14                  | 5                  |
| Payne County Sheriff's Office<br>OK0600000      | 2015 | 19,919     | 369               | 18.53                |        | 6    | 2       | 17                | 134                 | 178     | 32                  | 7                  |
|   | 2014 | 19,937     | 337               | 16.90                |        | 6    |         | 16                | 98                  | 193     | 24                  | 5                  |
|   | 2013 | 20,225     | 359               | 17.75                | 2      | 6    | 3       | 18                | 108                 | 201     | 21                  | 3                  |

| Agency   | Year | Population | Total Crime Index | Crime Rate Per 1,000 | Murder | Rape | Robbery | Felonious Assault | Breaking & Entering | Larceny | Motor Vehicle Theft | Arson <sup>†</sup> |
|--|------|------------|-------------------|----------------------|--------|------|---------|-------------------|---------------------|---------|---------------------|--------------------|
| Cushing Police Department<br>OK0600100         | 2015 | 7,877      | 258               | 32.75                |        | 4    | 2       | 12                | 45                  | 181     | 14                  |                    |
|  | 2014 | 7,904      | 244               | 30.87                | 1      |      | 3       | 19                | 42                  | 160     | 19                  |                    |
|  | 2013 | 7,860      | 260               | 33.08                |        | 1    | 5       | 23                | 60                  | 163     | 8                   |                    |
| Stillwater Police Department<br>OK0600200      | 2015 | 49,094     | 1,854             | 37.76                | 5      | 29   | 27      | 139               | 305                 | 1,255   | 94                  | 9                  |
|  | 2014 | 47,555     | 1,486             | 31.25                | 1      | 45   | 24      | 93                | 236                 | 1,036   | 51                  | 11                 |
|  | 2013 | 46,834     | 1,542             | 32.92                | 1      | 30   | 36      | 60                | 250                 | 1,114   | 51                  | 7                  |
| Yale Police Department<br>OK0600300            | 2015 | 1,223      | 28                | 22.89                |        | 3    |         | 4                 | 3                   | 16      | 2                   |                    |
|  | 2014 | 1,230      | 36                | 29.27                |        | 1    |         | 1                 | 13                  | 16      | 5                   | 1                  |
|  | 2013 | 1,227      | 26                | 21.19                |        |      |         | 3                 | 4                   | 17      | 2                   |                    |
| Perkins Police Department<br>OK0600600         | 2015 | 2,857      | 105               | 36.75                |        |      | 1       | 3                 | 6                   | 88      | 7                   |                    |
|  | 2014 | 2,871      | 77                | 26.82                |        | 3    | 1       | 7                 | 12                  | 51      | 3                   |                    |
|  | 2013 | 2,854      | 89                | 31.18                |        | 2    | 2       | 4                 | 18                  | 60      | 3                   |                    |
| Oklahoma State University Police*<br>OK0601000 | 2015 | 24,551     | 233               | 9.49                 |        | 2    | 2       |                   | 48                  | 176     | 5                   |                    |
|  | 2014 | 29,575     | 201               | 6.80                 |        | 5    | 1       | 1                 | 34                  | 153     | 7                   |                    |
|  | 2013 | 30,071     | 223               | 7.42                 |        | 1    | 2       |                   | 42                  | 174     | 4                   |                    |
| Payne County                                   | 2015 | 80,970     | 2,847             | 35.16                | 5      | 44   | 34      | 175               | 541                 | 1,894   | 154                 | 16                 |
|  | 2014 | 79,497     | 2,381             | 29.95                | 2      | 60   | 29      | 137               | 435                 | 1,609   | 109                 | 17                 |
|  | 2013 | 79,000     | 2,499             | 31.63                | 3      | 40   | 48      | 108               | 482                 | 1,729   | 89                  | 10                 |
| Pittsburg County Sheriff's Office<br>OK0610000 | 2015 | 21,408     | 441               | 20.60                | 2      | 2    |         | 45                | 194                 | 170     | 28                  | 6                  |
|  | 2014 | 21,444     | 248               | 11.57                | 1      |      |         | 2                 | 77                  | 168     |                     | 3                  |
|  | 2013 | 21,906     | 196               | 8.95                 |        | 1    |         | 1                 | 68                  | 124     | 2                   | 1                  |
| Hartshorne Police Department<br>OK0610100      | 2015 | 2,004      | 35                | 17.47                |        |      |         | 5                 | 9                   | 16      | 5                   |                    |
|  | 2014 | 2,017      | 68                | 33.71                |        |      |         | 2                 | 24                  | 34      | 8                   |                    |
|  | 2013 | 2,041      | 63                | 30.87                |        |      | 1       | 2                 | 12                  | 40      | 8                   |                    |
| McAlester Police Department<br>OK0610200       | 2015 | 18,215     | 1,047             | 57.48                | 2      | 10   | 6       | 46                | 239                 | 708     | 36                  | 1                  |
|  | 2014 | 18,281     | 1,028             | 56.23                |        | 6    | 4       | 44                | 243                 | 681     | 50                  |                    |
|  | 2013 | 18,277     | 1,069             | 58.49                | 1      | 8    | 14      | 69                | 247                 | 666     | 64                  | 5                  |

| Agency  | Year | Population | Total Crime Index | Crime Rate Per 1,000 | Murder | Rape | Robbery | Felonious Assault | Breaking & Entering | Larceny | Motor Vehicle Theft | Arson <sup>†</sup> |
|---|------|------------|-------------------|----------------------|--------|------|---------|-------------------|---------------------|---------|---------------------|--------------------|
| Haileyville Police Department<br>OK0611400              | 2015 | 773        | 3                 | 3.88                 |        |      |         |                   | 3                   |         |                     |                    |
|   | 2014 | 773        | 6                 | 7.76                 |        |      |         | 1                 | 4                   | 1       |                     |                    |
|   | 2013 | 785        | 4                 | 5.10                 |        |      |         | 1                 | 2                   | 1       |                     |                    |
| Krebs Police Department<br>OK0611800                    | 2015 | 1,964      | 86                | 43.79                |        | 1    |         | 4                 | 19                  | 47      | 15                  |                    |
|   | 2014 | 1,961      | 85                | 43.35                |        | 2    | 1       | 7                 | 26                  | 44      | 5                   | 1                  |
|   | 2013 | 1,983      | 74                | 37.32                |        | 1    | 1       |                   | 20                  | 43      | 9                   | 1                  |
| McAlester Public Schools Campus<br>Police*<br>OK0612300 | 2015 | 3,126      | 2                 | 0.64                 |        |      |         |                   |                     | 2       |                     |                    |
|   | 2014 | 3,585      | 2                 | 0.55                 |        |      |         |                   |                     | 2       |                     |                    |
|   | 2013 | 3,427      | 1                 | 0.29                 |        |      |         |                   |                     | 1       |                     |                    |
| Pittsburg County  | 2015 | 44,364     | 1,614             | 36.38                | 4      | 13   | 6       | 100               | 464                 | 943     | 84                  | 7                  |
|   | 2014 | 44,476     | 1,437             | 32.31                | 1      | 8    | 5       | 56                | 374                 | 930     | 63                  | 4                  |
|   | 2013 | 44,992     | 1,407             | 31.27                | 1      | 10   | 16      | 73                | 349                 | 875     | 83                  | 7                  |
| Pontotoc County Sheriff's Office<br>OK0620000           | 2015 | 19,664     | 317               | 16.12                |        | 3    |         | 24                | 102                 | 151     | 37                  | 5                  |
|   | 2014 | 19,658     | 310               | 15.77                |        | 2    |         | 30                | 119                 | 128     | 31                  | 1                  |
|   | 2013 | 19,803     | 196               | 9.90                 |        |      | 1       | 28                | 90                  | 58      | 19                  | 1                  |
| Ada Police Department<br>OK0620100                      | 2015 | 17,193     | 806               | 46.88                |        | 7    | 10      | 90                | 205                 | 452     | 42                  | 2                  |
|   | 2014 | 17,205     | 1,109             | 64.46                | 1      | 8    | 6       | 112               | 245                 | 682     | 55                  | 5                  |
|   | 2013 | 17,170     | 1,119             | 65.17                |        | 14   | 4       | 166               | 277                 | 607     | 51                  | 5                  |
| Allen Police Department<br>OK0620300                    | 2015 | 936        | 23                | 24.57                |        |      | 1       |                   | 4                   | 17      | 1                   |                    |
|   | 2014 | 932        | 11                | 11.80                |        |      |         |                   | 3                   | 7       | 1                   |                    |
|   | 2013 | 937        | 2                 | 2.13                 |        |      |         | 1                 |                     | 1       |                     |                    |
| Stonewall Police Department<br>OK0621400                | 2015 | 475        | 4                 | 8.42                 |        |      |         | 2                 |                     | 1       | 1                   |                    |
|   | 2014 | 472        | 13                | 27.54                |        | 1    |         | 1                 | 4                   | 6       | 1                   |                    |
|   | 2013 | 475        | 4                 | 8.42                 |        |      |         |                   | 3                   | 1       |                     |                    |
| East Central University Police*<br>OK0621600            | 2015 | 4,444      | 12                | 2.70                 |        |      |         |                   | 3                   | 9       |                     |                    |
|   | 2014 | 5,171      | 25                | 4.83                 |        | 1    |         |                   | 5                   | 19      |                     |                    |
|   | 2013 | 5,171      | 21                | 4.06                 |        |      |         |                   |                     | 19      | 2                   |                    |

| Agency  | Year | Population | Total Crime Index | Crime Rate Per 1,000 | Murder | Rape | Robbery | Felonious Assault | Breaking & Entering | Larceny | Motor Vehicle Theft | Arson <sup>†</sup> |
|---|------|------------|-------------------|----------------------|--------|------|---------|-------------------|---------------------|---------|---------------------|--------------------|
| Pontotoc County                                   | 2015 | 38,268     | 1,162             | 30.36                |        | 10   | 11      | 116               | 314                 | 630     | 81                  | 7                  |
|   | 2014 | 38,267     | 1,468             | 38.36                | 1      | 12   | 6       | 143               | 376                 | 842     | 88                  | 6                  |
|   | 2013 | 38,385     | 1,342             | 34.96                |        | 14   | 5       | 195               | 370                 | 686     | 72                  | 6                  |
| Pottawatomie County Sheriff's Office<br>OK0630000 | 2015 | 29,531     | 523               | 17.71                | 1      | 3    |         | 45                | 184                 | 206     | 84                  | 2                  |
|   | 2014 | 29,181     | 591               | 20.25                | 1      | 4    | 3       | 26                | 167                 | 293     | 97                  | 3                  |
|   | 2013 | 29,871     | 651               | 21.79                | 1      | 11   |         | 26                | 232                 | 313     | 68                  | 2                  |
| Shawnee Police Department<br>OK0630100            | 2015 | 31,589     | 1,946             | 61.60                | 3      | 19   | 21      | 239               | 356                 | 1,185   | 123                 | 10                 |
|   | 2014 | 31,237     | 2,067             | 66.17                | 1      | 29   | 50      | 181               | 451                 | 1,214   | 141                 | 11                 |
|   | 2013 | 30,886     | 1,874             | 60.67                | 1      | 19   | 23      | 127               | 534                 | 1,041   | 129                 | 7                  |
| Tecumseh Police Department<br>OK0630200           | 2015 | 6,671      | 133               | 19.94                |        | 3    | 3       | 11                | 39                  | 66      | 11                  |                    |
|   | 2014 | 6,629      | 214               | 32.28                | 1      | 9    |         | 18                | 63                  | 110     | 13                  |                    |
|   | 2013 | 6,580      | 177               | 26.90                |        | 3    |         | 19                | 49                  | 99      | 7                   | 4                  |
| McLoud Police Department<br>OK0631400             | 2015 | 4,615      | 58                | 12.57                |        |      |         | 8                 | 14                  | 36      |                     |                    |
|   | 2014 | 4,567      | 59                | 12.92                |        | 2    | 2       | 3                 | 10                  | 29      | 13                  | 1                  |
|   | 2013 | 4,110      | 76                | 18.49                | 1      | 1    |         | 11                | 12                  | 36      | 15                  |                    |
| Pottawatomie County                               | 2015 | 72,406     | 2,660             | 36.74                | 4      | 25   | 24      | 303               | 593                 | 1,493   | 218                 | 12                 |
|   | 2014 | 71,614     | 2,931             | 40.93                | 3      | 44   | 55      | 228               | 691                 | 1,646   | 264                 | 15                 |
|   | 2013 | 71,447     | 2,778             | 38.88                | 3      | 34   | 23      | 183               | 827                 | 1,489   | 219                 | 13                 |
| Pushmataha County Sheriff's Office<br>OK0640000   | 2015 | 7,916      | 64                | 8.08                 |        | 2    |         | 4                 | 37                  | 13      | 8                   | 2                  |
|   | 2014 | 8,012      | 71                | 8.86                 | 1      |      |         | 13                | 23                  | 17      | 17                  | 4                  |
|   | 2013 | 8,011      | 78                | 9.74                 |        | 1    |         | 8                 | 29                  | 27      | 13                  | 2                  |
| Antlers Police Department<br>OK0640100            | 2015 | 2,322      | 60                | 25.84                | 1      | 1    | 1       | 1                 | 26                  | 27      | 3                   | 1                  |
|   | 2014 | 2,356      | 82                | 34.80                |        | 1    | 1       | 11                | 23                  | 40      | 6                   | 1                  |
|   | 2013 | 2,335      | 91                | 38.97                |        | 1    |         | 9                 | 29                  | 42      | 10                  |                    |
| Clayton Police Department<br>OK0640300            | 2015 | 782        | 13                | 16.62                |        |      |         | 2                 | 3                   | 8       |                     |                    |
|   | 2014 | 790        | 3                 | 3.80                 |        |      |         |                   | 2                   | 1       |                     |                    |
|   | 2013 | 786        | 1                 | 1.27                 |        |      |         |                   |                     | 1       |                     |                    |

| Agency   | Year | Population                     | Total Crime Index | Crime Rate Per 1,000 | Murder | Rape | Robbery | Felonious Assault | Breaking & Entering | Larceny | Motor Vehicle Theft | Arson <sup>†</sup> |
|--|------|--------------------------------|-------------------|----------------------|--------|------|---------|-------------------|---------------------|---------|---------------------|--------------------|
| Pushmataha County                                | 2015 | 11,020                         | 137               | 12.43                | 1      | 3    | 1       | 7                 | 66                  | 48      | 11                  | 3                  |
|  | 2014 | 11,158                         | 156               | 13.98                | 1      | 1    | 1       | 24                | 48                  | 58      | 23                  | 5                  |
|  | 2013 | 11,132                         | 170               | 15.27                |        | 2    |         | 17                | 58                  | 70      | 23                  | 2                  |
| Roger Mills County Sheriff's Office<br>OK0650000 | 2015 | 3,796                          | 51                | 13.44                |        |      |         | 2                 | 12                  | 35      | 2                   |                    |
|  | 2014 | 3,775                          | 70                | 18.54                |        |      |         | 4                 | 14                  | 48      | 4                   |                    |
|  | 2013 | 3,838                          | 50                | 13.03                |        |      |         | 3                 | 8                   | 36      | 3                   |                    |
| Roger Mills County                               | 2015 | 3,796                          | 51                | 13.44                |        |      |         | 2                 | 12                  | 35      | 2                   |                    |
|  | 2014 | 3,775                          | 70                | 18.54                |        |      |         | 4                 | 14                  | 48      | 4                   |                    |
|  | 2013 | 3,838                          | 50                | 13.03                |        |      |         | 3                 | 8                   | 36      | 3                   |                    |
| Rogers County Sheriff's Office<br>OK0660000      | 2015 | 55,317                         | 562               | 10.16                | 2      | 22   | 1       | 55                | 188                 | 254     | 40                  | 9                  |
|  | 2014 | 54,709                         | 514               | 9.40                 | 1      | 48   | 1       | 53                | 142                 | 214     | 55                  | 7                  |
|  | 2013 | 54,621                         | 472               | 8.64                 |        | 25   |         | 54                | 141                 | 189     | 63                  | 2                  |
| Claremore Police Department<br>OK0660100         | 2015 | 19,063                         | 435               | 22.82                |        | 3    | 4       | 25                | 70                  | 306     | 27                  | 2                  |
|  | 2014 | 19,139                         | 438               | 22.89                |        | 9    | 7       | 26                | 76                  | 293     | 27                  | 1                  |
|  | 2013 | 18,953                         | 541               | 28.54                |        | 8    | 3       | 24                | 79                  | 405     | 22                  | 1                  |
| Catoosa Police Department<br>OK0660300           | 2015 | 7,105                          | 325               | 45.74                |        | 3    | 3       | 50                | 35                  | 173     | 61                  |                    |
|  | 2014 | 7,161                          | 281               | 39.24                |        | 7    | 7       | 35                | 52                  | 144     | 36                  | 2                  |
|  | 2013 | 7,168                          | 211               | 29.44                |        | 4    | 2       | 44                | 38                  | 92      | 31                  |                    |
| Chelsea Police Department<br>OK0660400           | 2015 | 1,954                          | 28                | 14.33                |        | 1    |         | 1                 | 9                   | 17      |                     | 1                  |
|  | 2014 | 1,958                          | 31                | 15.83                |        | 1    |         | 3                 | 6                   | 19      | 2                   |                    |
|  | 2013 | 1,967                          | 37                | 18.81                |        | 1    |         |                   | 6                   | 28      | 2                   |                    |
| Oologah Police Department<br>OK0660700           | 2015 | 1,184                          | 3                 | 2.53                 |        |      |         | 1                 |                     | 2       |                     |                    |
|  | 2014 | 1,182                          | 7                 | 5.92                 |        | 1    |         |                   | 3                   | 2       | 1                   |                    |
|  | 2013 | 1,188                          | 16                | 13.47                |        |      |         |                   | 3                   | 13      |                     |                    |
| Talala Police Department<br>OK0660900            | 2015 | 278                            | 2                 | 7.19                 |        |      |         |                   | 1                   | 1       |                     |                    |
|  | 2014 | Reported Through the County SO |                   |                      |        |      |         |                   |                     |         |                     |                    |
|  | 2013 | Reported Through the County SO |                   |                      |        |      |         |                   |                     |         |                     |                    |

| Agency  | Year | Population | Total Crime Index | Crime Rate Per 1,000 | Murder | Rape | Robbery | Felonious Assault | Breaking & Entering | Larceny | Motor Vehicle Theft | Arson <sup>†</sup> |
|---|------|------------|-------------------|----------------------|--------|------|---------|-------------------|---------------------|---------|---------------------|--------------------|
| Rogers State University Police*<br>OK0661300  | 2015 | 4,091      | 4                 | 0.98                 |        |      |         |                   |                     | 4       |                     |                    |
|   | 2014 | 4,607      | 10                | 2.17                 |        | 1    |         | 2                 | 4                   | 3       |                     |                    |
|   | 2013 | 4,887      | 12                | 2.46                 |        |      |         |                   | 1                   | 11      |                     |                    |
| Verdigris Police Department<br>OK0661500      | 2015 | 4,302      | 37                | 8.60                 | 1      | 1    |         | 1                 | 8                   | 25      | 1                   |                    |
|   | 2014 | 4,275      | 36                | 8.42                 |        | 2    | 1       | 2                 | 9                   | 21      | 1                   |                    |
|   | 2013 | 4,161      | 49                | 11.78                |        |      |         | 2                 | 14                  | 31      | 2                   |                    |
| Rogers County                                 | 2015 | 89,203     | 1,396             | 15.65                | 3      | 30   | 8       | 133               | 311                 | 782     | 129                 | 12                 |
|   | 2014 | 88,424     | 1,317             | 14.89                | 1      | 69   | 16      | 121               | 292                 | 696     | 122                 | 10                 |
|   | 2013 | 88,058     | 1,338             | 15.19                |        | 38   | 5       | 124               | 282                 | 769     | 120                 | 3                  |
| Seminole County Sheriff's Office<br>OK0670000 | 2015 | 14,505     | 310               | 21.37                | 1      | 2    |         | 11                | 101                 | 173     | 22                  | 1                  |
|   | 2014 | 14,489     | 213               | 14.70                |        | 3    | 1       | 10                | 68                  | 115     | 16                  | 7                  |
|   | 2013 | 14,609     | 288               | 19.71                | 1      |      |         | 15                | 101                 | 160     | 11                  | 5                  |
| Seminole Police Department<br>OK0670200       | 2015 | 7,489      | 356               | 47.54                | 2      | 4    | 2       | 20                | 88                  | 215     | 25                  |                    |
|   | 2014 | 7,502      | 358               | 47.72                | 1      | 2    | 1       | 48                | 69                  | 212     | 25                  | 1                  |
|   | 2013 | 7,498      | 413               | 55.08                |        | 1    | 2       | 22                | 75                  | 288     | 25                  | 2                  |
| Wewoka Police Department<br>OK0670300         | 2015 | 3,436      | 82                | 23.86                |        |      | 1       | 8                 | 31                  | 41      | 1                   |                    |
|   | 2014 | 3,454      | 54                | 15.63                |        |      |         | 7                 | 14                  | 31      | 2                   |                    |
|   | 2013 | 3,454      | 115               | 33.29                |        | 2    |         | 11                | 17                  | 81      | 4                   |                    |
| Seminole State College*<br>OK0671300          | 2015 | 1,839      | 4                 | 2.18                 |        |      |         |                   | 1                   | 3       |                     |                    |
|   | 2014 | 2,358      | 5                 | 2.12                 |        |      |         |                   | 1                   | 4       |                     |                    |
|   | 2013 | 2,358      | 7                 | 2.97                 |        |      |         |                   |                     | 7       |                     |                    |
| Seminole County                               | 2015 | 25,430     | 752               | 29.57                | 3      | 6    | 3       | 39                | 221                 | 432     | 48                  | 1                  |
|   | 2014 | 25,445     | 630               | 24.76                | 1      | 5    | 2       | 65                | 152                 | 362     | 43                  | 8                  |
|   | 2013 | 25,561     | 823               | 32.20                | 1      | 3    | 2       | 48                | 193                 | 536     | 40                  | 7                  |
| Sequoyah County Sheriff's Office<br>OK0680000 | 2015 | 24,354     | 497               | 20.41                | 1      | 14   | 2       | 59                | 155                 | 237     | 29                  | 7                  |
|   | 2014 | 24,342     | 498               | 20.46                | 1      | 16   | 2       | 53                | 149                 | 249     | 28                  | 11                 |
|   | 2013 | 24,666     | 458               | 18.57                |        | 4    | 2       | 48                | 146                 | 240     | 18                  | 12                 |

| Agency  | Year | Population | Total Crime Index | Crime Rate Per 1,000 | Murder | Rape | Robbery | Felonious Assault | Breaking & Entering | Larceny | Motor Vehicle Theft | Arson <sup>†</sup> |
|---|------|------------|-------------------|----------------------|--------|------|---------|-------------------|---------------------|---------|---------------------|--------------------|
| Sallisaw Police Department<br>OK0680100       | 2015 | 8,581      | 521               | 60.72                | 1      | 7    | 1       | 22                | 66                  | 403     | 21                  | 1                  |
|   | 2014 | 8,559      | 408               | 47.67                |        | 5    | 2       | 24                | 52                  | 314     | 11                  | 1                  |
|   | 2013 | 8,586      | 403               | 46.94                |        | 4    | 5       | 35                | 61                  | 287     | 11                  | 1                  |
| Muldrow Police Department<br>OK0681200        | 2015 | 3,279      | 117               | 35.68                |        | 4    | 5       | 21                | 21                  | 56      | 10                  | 2                  |
|   | 2014 | 3,293      | 106               | 32.19                | 1      | 6    |         | 22                | 14                  | 50      | 13                  |                    |
|   | 2013 | 3,313      | 71                | 21.43                |        |      |         | 5                 | 20                  | 38      | 8                   | 1                  |
| Roland Police Department<br>OK0681400         | 2015 | 3,507      | 111               | 31.65                |        | 3    |         | 5                 | 25                  | 73      | 5                   | 1                  |
|   | 2014 | 3,376      | 98                | 29.03                |        | 3    | 1       | 1                 | 20                  | 71      | 2                   |                    |
|   | 2013 | 3,277      | 82                | 25.02                |        |      |         | 1                 | 27                  | 51      | 3                   | 1                  |
| Vian Police Department<br>OK0681600           | 2015 | 1,395      | 48                | 34.41                |        |      | 2       | 5                 | 10                  | 29      | 2                   | 1                  |
|   | 2014 | 1,400      | 57                | 40.71                |        |      |         | 4                 | 6                   | 44      | 3                   |                    |
|   | 2013 | 1,411      | 54                | 38.27                |        | 1    |         | 3                 | 18                  | 30      | 2                   | 1                  |
| Sequoyah County                               | 2015 | 41,116     | 1,294             | 31.47                | 2      | 28   | 10      | 112               | 277                 | 798     | 67                  | 12                 |
|   | 2014 | 40,970     | 1,167             | 28.48                | 2      | 30   | 5       | 104               | 241                 | 728     | 57                  | 12                 |
|   | 2013 | 41,253     | 1,068             | 25.89                |        | 9    | 7       | 92                | 272                 | 646     | 42                  | 16                 |
| Stephens County Sheriff's Office<br>OK0690000 | 2015 | 15,077     | 141               | 9.35                 |        | 3    |         | 9                 | 33                  | 88      | 8                   | 1                  |
|   | 2014 | 15,251     | 259               | 16.98                |        |      | 1       | 5                 | 72                  | 174     | 7                   | 3                  |
|   | 2013 | 15,373     | 282               | 18.34                |        | 4    | 1       | 13                | 85                  | 166     | 13                  | 2                  |
| Comanche Police Department<br>OK0690100       | 2015 | 1,619      | 36                | 22.24                |        | 1    |         | 6                 | 10                  | 17      | 2                   |                    |
|   | 2014 | 1,646      | 18                | 10.94                |        |      |         |                   | 4                   | 14      |                     |                    |
|   | 2013 | 1,645      | 31                | 18.84                |        |      |         | 2                 | 11                  | 17      | 1                   |                    |
| Duncan Police Department<br>OK0690200         | 2015 | 23,106     | 1,271             | 55.01                |        | 12   | 8       | 74                | 278                 | 843     | 56                  | 4                  |
|   | 2014 | 23,388     | 1,318             | 56.35                | 4      | 8    | 10      | 35                | 324                 | 896     | 41                  | 8                  |
|   | 2013 | 23,234     | 1,283             | 55.22                | 2      | 12   | 20      | 50                | 306                 | 848     | 45                  | 6                  |
| Marlow Police Department<br>OK0690300         | 2015 | 4,571      | 134               | 29.32                |        | 3    |         | 4                 | 43                  | 77      | 7                   |                    |
|   | 2014 | 4,636      | 117               | 25.24                |        |      | 2       | 5                 | 20                  | 85      | 5                   |                    |
|   | 2013 | 4,618      | 173               | 37.46                |        | 1    |         | 9                 | 48                  | 109     | 6                   | 1                  |

| Agency                                       | Year | Population | Total Crime Index | Crime Rate Per 1,000 | Murder | Rape | Robbery | Felonious Assault | Breaking & Entering | Larceny | Motor Vehicle Theft | Arson <sup>†</sup> |
|--|------|------------|-------------------|----------------------|--------|------|---------|-------------------|---------------------|---------|---------------------|--------------------|
| Stephens County                              | 2015 | 44,373     | 1,582             | 35.65                |        | 19   | 8       | 93                | 364                 | 1,025   | 73                  | 5                  |
|  | 2014 | 44,921     | 1,712             | 38.11                | 4      | 8    | 13      | 45                | 420                 | 1,169   | 53                  | 11                 |
|  | 2013 | 44,870     | 1,769             | 39.43                | 2      | 17   | 21      | 74                | 450                 | 1,140   | 65                  | 9                  |
| Texas County Sheriff's Office<br>OK0700000   | 2015 | 6,451      | 50                | 7.75                 | 1      |      |         | 2                 | 15                  | 30      | 2                   |                    |
|  | 2014 | 6,523      | 52                | 7.97                 |        | 1    |         | 4                 | 8                   | 36      | 3                   |                    |
|  | 2013 | 5,432      | 59                | 10.86                |        | 2    |         | 1                 | 12                  | 43      | 1                   |                    |
| Guymon Police Department<br>OK0700100        | 2015 | 12,281     | 235               | 19.14                |        | 9    |         | 13                | 59                  | 145     | 9                   |                    |
|  | 2014 | 12,462     | 217               | 17.41                |        | 2    | 1       | 28                | 50                  | 132     | 4                   | 3                  |
|  | 2013 | 12,066     | 250               | 20.72                |        | 1    | 3       | 32                | 49                  | 157     | 8                   | 1                  |
| Hooker Police Department<br>OK0700200        | 2015 | 2,054      | 5                 | 2.43                 |        | 2    |         |                   | 2                   | 1       |                     |                    |
|  | 2014 | 2,083      | 24                | 11.52                |        |      |         | 2                 | 7                   | 13      | 2                   |                    |
|  | 2013 | 2,016      | 18                | 8.93                 |        |      |         |                   | 3                   | 13      | 2                   |                    |
| Goodwell Police Department<br>OK0700600      | 2015 | 1,351      | 7                 | 5.18                 |        |      |         |                   | 3                   | 3       | 1                   |                    |
|  | 2014 | 1,365      | 28                | 20.51                |        |      |         | 1                 | 7                   | 20      |                     |                    |
|  | 2013 | 1,339      | 23                | 17.18                |        |      |         | 1                 | 15                  | 6       | 1                   |                    |
| Texas County                                 | 2015 | 22,137     | 297               | 13.42                | 1      | 11   |         | 15                | 79                  | 179     | 12                  |                    |
|  | 2014 | 22,433     | 321               | 14.31                |        | 3    | 1       | 35                | 72                  | 201     | 9                   | 3                  |
|  | 2013 | 21,833     | 350               | 16.03                |        | 3    | 3       | 34                | 79                  | 219     | 12                  | 1                  |
| Tillman County Sheriff's Office<br>OK0710000 | 2015 | 3,845      | 66                | 17.17                |        |      |         | 2                 | 21                  | 41      | 2                   | 1                  |
|  | 2014 | 3,889      | 65                | 16.71                |        | 1    | 1       | 9                 | 18                  | 33      | 3                   | 5                  |
|  | 2013 | 3,981      | 96                | 24.11                |        | 1    |         | 11                | 22                  | 61      | 1                   | 2                  |
| Frederick Police Department<br>OK0710100     | 2015 | 3,703      | 156               | 42.13                | 2      |      | 1       | 16                | 42                  | 89      | 6                   |                    |
|  | 2014 | 3,764      | 126               | 33.48                |        |      | 2       | 7                 | 33                  | 75      | 9                   | 2                  |
|  | 2013 | 3,825      | 130               | 33.99                |        |      | 1       | 18                | 33                  | 75      | 3                   | 5                  |
| Tillman County                               | 2015 | 7,548      | 222               | 29.41                | 2      |      | 1       | 18                | 63                  | 130     | 8                   | 1                  |
|  | 2014 | 7,653      | 191               | 24.96                |        | 1    | 3       | 16                | 51                  | 108     | 12                  | 7                  |
|  | 2013 | 7,806      | 226               | 28.95                |        | 1    | 1       | 29                | 55                  | 136     | 4                   | 7                  |



| Agency                                      | Year | Population | Total Crime Index | Crime Rate Per 1,000 | Murder | Rape | Robbery | Felonious Assault | Breaking & Entering | Larceny | Motor Vehicle Theft | Arson <sup>†</sup> |
|---|------|------------|-------------------|----------------------|--------|------|---------|-------------------|---------------------|---------|---------------------|--------------------|
| Tulsa County Sheriff's Office<br>OK0720000  | 2015 | 38,052     | 1,173             | 30.83                | 1      | 36   | 18      | 189               | 350                 | 423     | 156                 | 5                  |
|   | 2014 | 36,594     | 1,222             | 33.39                | 2      | 29   | 20      | 170               | 355                 | 466     | 180                 | 13                 |
|   | 2013 | 38,393     | 1,099             | 28.63                | 1      | 20   | 15      | 171               | 351                 | 389     | 152                 | 12                 |
| Broken Arrow Police Department<br>OK0720100 | 2015 | 106,145    | 2,080             | 19.60                | 5      | 37   | 33      | 76                | 338                 | 1,431   | 160                 | 4                  |
|   | 2014 | 104,592    | 1,864             | 17.82                |        | 31   | 43      | 74                | 369                 | 1,236   | 111                 | 12                 |
|   | 2013 | 102,959    | 2,181             | 21.18                |        | 40   | 32      | 75                | 409                 | 1,490   | 135                 | 9                  |
| Collinsville Police Department<br>OK0720200 | 2015 | 6,511      | 111               | 17.05                |        | 1    |         | 3                 | 29                  | 67      | 11                  |                    |
|   | 2014 | 6,251      | 84                | 13.44                |        | 4    |         | 3                 | 23                  | 49      | 5                   | 1                  |
|   | 2013 | 5,952      | 65                | 10.92                |        | 3    |         | 1                 | 19                  | 35      | 7                   | 1                  |
| Sand Springs Police Department<br>OK0720300 | 2015 | 19,726     | 762               | 38.63                |        | 3    | 7       | 17                | 86                  | 564     | 85                  | 2                  |
|   | 2014 | 19,456     | 641               | 32.95                |        | 16   | 5       | 13                | 82                  | 481     | 44                  | 1                  |
|   | 2013 | 19,180     | 716               | 37.33                |        | 5    | 10      | 5                 | 100                 | 561     | 35                  | 2                  |
| Skiatook Police Department<br>OK0720400     | 2015 | 7,918      | 187               | 23.62                |        |      | 1       | 11                | 42                  | 127     | 6                   | 2                  |
|   | 2014 | 7,784      | 120               | 15.42                |        | 1    |         | 6                 | 23                  | 83      | 7                   | 1                  |
|   | 2013 | 7,751      | 208               | 26.84                | 1      | 4    | 2       | 12                | 49                  | 129     | 11                  |                    |
| Tulsa Police Department<br>OK0720500        | 2015 | 401,520    | 24,521            | 61.07                | 56     | 365  | 854     | 2,354             | 5,512               | 12,729  | 2,651               | 174                |
|   | 2014 | 399,548    | 23,521            | 58.87                | 46     | 313  | 920     | 1,938             | 5,500               | 12,494  | 2,310               | 138                |
|   | 2013 | 394,498    | 24,805            | 62.88                | 60     | 373  | 994     | 2,400             | 5,935               | 12,654  | 2,389               | 154                |
| Bixby Police Department<br>OK0720600        | 2015 | 24,816     | 394               | 15.88                |        | 8    | 2       | 25                | 90                  | 231     | 38                  |                    |
|   | 2014 | 23,815     | 387               | 16.25                |        | 7    | 9       | 28                | 87                  | 229     | 27                  | 2                  |
|   | 2013 | 23,122     | 340               | 14.70                |        | 3    | 3       | 42                | 90                  | 175     | 27                  | 1                  |
| Glenpool Police Department<br>OK0720700     | 2015 | 12,113     | 257               | 21.22                | 1      | 7    | 2       | 42                | 36                  | 157     | 12                  |                    |
|   | 2014 | 11,810     | 282               | 23.88                |        | 2    | 1       | 43                | 43                  | 188     | 5                   |                    |
|   | 2013 | 11,588     | 317               | 27.36                |        | 9    | 4       | 56                | 45                  | 196     | 7                   |                    |
| Jenks Police Department<br>OK0720800        | 2015 | 20,710     | 242               | 11.69                |        | 3    | 1       | 20                | 45                  | 156     | 17                  |                    |
|   | 2014 | 19,059     | 218               | 11.44                | 1      | 2    |         | 22                | 39                  | 142     | 12                  |                    |
|   | 2013 | 18,357     | 309               | 16.83                |        | 2    |         | 19                | 32                  | 230     | 26                  | 1                  |

| Agency   | Year | Population | Total Crime Index | Crime Rate Per 1,000 | Murder | Rape | Robbery | Felonious Assault | Breaking & Entering | Larceny | Motor Vehicle Theft | Arson <sup>†</sup> |
|--|------|------------|-------------------|----------------------|--------|------|---------|-------------------|---------------------|---------|---------------------|--------------------|
| Owasso Police Department<br>OK0721000                        | 2015 | 34,814     | 401               | 11.52                | 2      | 6    | 2       | 31                | 53                  | 267     | 40                  | 1                  |
|  | 2014 | 33,146     | 561               | 16.93                |        | 9    | 8       | 41                | 71                  | 403     | 29                  | 1                  |
|  | 2013 | 31,973     | 807               | 25.24                |        | 4    | 6       | 56                | 106                 | 585     | 50                  | 1                  |
| Tulsa Community College Police*<br>OK0721200                 | 2015 | 16,708     | 8                 | 0.48                 |        |      |         | 1                 | 2                   | 5       |                     |                    |
|  | 2014 | 20,611     | 24                | 1.16                 |        |      |         |                   | 3                   | 18      | 3                   |                    |
|  | 2013 | 20,611     | 45                | 2.18                 |        |      |         | 1                 |                     | 43      | 1                   |                    |
| Jenks Public Schools Police*<br>OK0721300                    | 2015 | 11,633     | 35                | 3.01                 |        |      |         | 6                 |                     | 29      |                     |                    |
|  | 2014 | 13,269     | 4                 | 0.30                 |        |      |         |                   |                     | 4       |                     |                    |
|  | 2013 | 13,269     | 8                 | 0.60                 |        |      |         | 5                 |                     | 3       |                     |                    |
| Okla. State University – Tulsa*<br>OK0721400                 | 2015 | 1,255      | 4                 | 3.19                 |        |      |         |                   |                     | 4       |                     |                    |
|  | 2014 | 3,161      | 16                | 5.06                 |        |      |         |                   |                     | 15      | 1                   |                    |
|  | 2013 | 3,161      | 11                | 3.48                 |        |      |         |                   |                     | 9       | 2                   |                    |
| NE State Univ. – Broken Arrow<br>Campus Police*<br>OK0722100 | 2015 | 3,398      | 0                 | 0.00                 |        |      |         |                   |                     |         |                     |                    |
|  | 2014 | 3,123      | 3                 | 0.96                 |        |      |         |                   |                     | 3       |                     |                    |
|  | 2013 | 3,123      | 8                 | 2.56                 |        |      |         |                   |                     | 8       |                     |                    |
| Tulsa County   | 2015 | 672,325    | 30,175            | 44.88                | 65     | 466  | 920     | 2,775             | 6,583               | 16,190  | 3,176               | 188                |
|  | 2014 | 662,055    | 28,947            | 43.72                | 49     | 414  | 1,006   | 2,338             | 6,595               | 15,811  | 2,734               | 169                |
|  | 2013 | 653,773    | 30,919            | 47.29                | 62     | 463  | 1,066   | 2,843             | 7,136               | 16,507  | 2,842               | 181                |
| Wagoner County Sheriff's Office<br>OK0730000                 | 2015 | 36,775     | 688               | 18.71                | 1      | 15   | 5       | 58                | 236                 | 311     | 62                  | 8                  |
|  | 2014 | 36,717     | 718               | 19.55                | 2      | 6    | 3       | 67                | 251                 | 329     | 60                  | 12                 |
|  | 2013 | 36,614     | 492               | 13.44                | 3      | 2    | 3       | 29                | 127                 | 286     | 42                  | 8                  |
| Wagoner Police Department<br>OK0730100                       | 2015 | 8,679      | 306               | 35.26                | 3      | 1    | 2       | 12                | 68                  | 210     | 10                  | 1                  |
|  | 2014 | 8,689      | 456               | 52.48                |        | 6    | 7       | 66                | 95                  | 272     | 10                  | 3                  |
|  | 2013 | 8,573      | 504               | 58.79                |        | 3    | 6       | 57                | 89                  | 333     | 16                  | 5                  |
| Coweta Police Department<br>OK0730300                        | 2015 | 9,536      | 132               | 13.84                |        | 3    | 2       | 16                | 18                  | 78      | 15                  |                    |
|  | 2014 | 9,610      | 143               | 14.88                |        | 9    |         | 26                | 24                  | 71      | 13                  | 3                  |
|  | 2013 | 9,559      | 263               | 27.51                |        | 5    |         | 19                | 35                  | 188     | 16                  | 1                  |

| Agency  | Year | Population | Total Crime Index | Crime Rate Per 1,000 | Murder | Rape | Robbery | Felonious Assault | Breaking & Entering | Larceny | Motor Vehicle Theft | Arson <sup>†</sup> |
|---|------|------------|-------------------|----------------------|--------|------|---------|-------------------|---------------------|---------|---------------------|--------------------|
| Wagoner County                                  | 2015 | 54,990     | 1,126             | 20.48                | 4      | 19   | 9       | 86                | 322                 | 599     | 87                  | 9                  |
|   | 2014 | 55,016     | 1,317             | 23.94                | 2      | 21   | 10      | 159               | 370                 | 672     | 83                  | 18                 |
|   | 2013 | 54,746     | 1,259             | 23.00                | 3      | 10   | 9       | 105               | 251                 | 807     | 74                  | 14                 |
| Washington County Sheriff's Office<br>OK0740000 | 2015 | 11,998     | 0                 | 0.00                 |        |      |         |                   |                     |         |                     |                    |
|   | 2014 | 11,889     | 73                | 6.14                 |        |      |         | 4                 | 18                  | 47      | 4                   |                    |
|   | 2013 | 12,155     | 162               | 13.33                |        | 3    |         | 11                | 38                  | 101     | 9                   |                    |
| Bartlesville Police Department<br>OK0740100     | 2015 | 36,668     | 1,032             | 28.14                | 1      | 14   | 14      | 62                | 160                 | 726     | 55                  | 7                  |
|   | 2014 | 36,364     | 1,001             | 27.53                | 2      | 11   | 9       | 61                | 201                 | 680     | 37                  | 8                  |
|   | 2013 | 36,390     | 955               | 26.24                | 2      | 11   | 13      | 61                | 232                 | 596     | 40                  | 7                  |
| Dewey Police Department<br>OK0740200            | 2015 | 3,523      | 72                | 20.44                |        | 5    |         | 4                 | 13                  | 50      |                     |                    |
|   | 2014 | 3,502      | 67                | 19.13                |        | 4    | 1       | 7                 | 13                  | 42      |                     | 2                  |
|   | 2013 | 3,508      | 112               | 31.93                |        | 2    |         | 13                | 28                  | 69      |                     | 1                  |
| Washington County                               | 2015 | 52,189     | 1,104             | 21.15                | 1      | 19   | 14      | 66                | 173                 | 776     | 55                  | 7                  |
|   | 2014 | 51,755     | 1,141             | 22.05                | 2      | 15   | 10      | 72                | 232                 | 769     | 41                  | 10                 |
|   | 2013 | 52,053     | 1,229             | 23.61                | 2      | 16   | 13      | 85                | 298                 | 766     | 49                  | 8                  |
| Washita County Sheriff's Office<br>OK0750000    | 2015 | 8,651      | 101               | 11.67                |        | 4    |         | 15                | 24                  | 52      | 6                   | 3                  |
|   | 2014 | 8,782      | 129               | 14.69                | 1      | 6    |         | 19                | 37                  | 59      | 7                   | 1                  |
|   | 2013 | 8,772      | 112               | 12.77                |        | 2    |         | 10                | 42                  | 49      | 9                   | 5                  |
| Cordell Police Department<br>OK0750100          | 2015 | 2,887      | 38                | 13.16                | 1      |      |         | 1                 | 14                  | 17      | 5                   |                    |
|   | 2014 | 2,925      | 49                | 16.75                |        | 4    |         | 6                 | 17                  | 20      | 2                   |                    |
|   | 2013 | 2,903      | 58                | 19.98                |        | 1    |         | 2                 | 20                  | 31      | 4                   |                    |
| Washita County                                  | 2015 | 11,538     | 139               | 12.05                | 1      | 4    |         | 16                | 38                  | 69      | 11                  | 3                  |
|   | 2014 | 11,707     | 178               | 15.20                | 1      | 10   |         | 25                | 54                  | 79      | 9                   | 1                  |
|   | 2013 | 11,675     | 170               | 14.56                |        | 3    |         | 12                | 62                  | 80      | 13                  | 5                  |
| Woods County Sheriff's Office<br>OK0760000      | 2015 | 3,189      | 37                | 11.60                |        | 1    |         | 7                 | 6                   | 22      | 1                   |                    |
|   | 2014 | 3,089      | 17                | 5.50                 |        |      |         | 3                 | 3                   | 9       | 2                   | 1                  |
|   | 2013 | 3,035      | 22                | 7.25                 |        | 1    |         |                   | 6                   | 13      | 2                   |                    |

| Agency  | Year | Population | Total Crime Index | Crime Rate Per 1,000 | Murder | Rape  | Robbery | Felonious Assault | Breaking & Entering | Larceny | Motor Vehicle Theft | Arson <sup>†</sup> |
|---|------|------------|-------------------|----------------------|--------|-------|---------|-------------------|---------------------|---------|---------------------|--------------------|
| Alva Police Department<br>OK0760100           | 2015 | 5,232      | 86                | 16.44                |        | 2     |         | 7                 | 23                  | 53      | 1                   |                    |
|   | 2014 | 5,052      | 86                | 17.02                |        |       |         | 5                 | 15                  | 60      | 6                   | 1                  |
|   | 2013 | 4,901      | 98                | 20.00                |        | 1     |         | 2                 | 30                  | 58      | 7                   | 1                  |
| Waynoka Police Department<br>OK0760200        | 2015 | 976        | 1                 | 1.02                 |        |       |         |                   |                     | 1       |                     |                    |
|   | 2014 | 948        | 5                 | 5.27                 |        |       |         | 1                 | 2                   |         | 2                   |                    |
|   | 2013 | 917        | 6                 | 6.54                 |        |       |         | 2                 |                     | 3       | 1                   |                    |
| Woods County                                  | 2015 | 9,397      | 124               | 13.20                |        | 3     |         | 14                | 29                  | 76      | 2                   |                    |
|   | 2014 | 9,089      | 108               | 11.88                |        |       |         | 9                 | 20                  | 69      | 10                  | 2                  |
|   | 2013 | 8,853      | 126               | 14.23                |        | 2     |         | 4                 | 36                  | 74      | 10                  | 1                  |
| Woodward County Sheriff's Office<br>OK0770000 | 2015 | 7,402      | 96                | 12.97                |        | 3     |         | 7                 | 29                  | 50      | 7                   | 2                  |
|   | 2014 | 7,299      | 107               | 14.66                |        | 2     |         | 5                 | 25                  | 58      | 17                  | 1                  |
|   | 2013 | 7,209      | 109               | 15.12                |        | 3     |         | 8                 | 31                  | 58      | 9                   | 2                  |
| Woodward Police Department<br>OK0770100       | 2015 | 13,240     | 548               | 41.39                | 1      | 18    | 3       | 34                | 144                 | 314     | 34                  | 1                  |
|   | 2014 | 12,980     | 463               | 35.67                |        | 12    | 3       | 34                | 100                 | 281     | 33                  | 2                  |
|   | 2013 | 12,402     | 604               | 48.70                |        | 6     | 3       | 42                | 159                 | 333     | 61                  | 1                  |
| Mooreland Police Department<br>OK0770500      | 2015 | 1,304      | 9                 | 6.90                 |        |       |         | 2                 | 2                   | 4       | 1                   |                    |
|   | 2014 | 1,285      | 12                | 9.34                 |        |       |         | 1                 | 3                   | 8       |                     |                    |
|   | 2013 | 1,225      | 16                | 13.06                |        |       |         | 1                 | 7                   | 7       | 1                   |                    |
| Woodward County                               | 2015 | 21,946     | 653               | 29.75                | 1      | 21    | 3       | 43                | 175                 | 368     | 42                  | 3                  |
|   | 2014 | 21,564     | 582               | 26.99                |        | 14    | 3       | 40                | 128                 | 347     | 50                  | 3                  |
|   | 2013 | 20,836     | 729               | 37.01                |        | 9     | 3       | 51                | 197                 | 398     | 71                  | 3                  |
| State Total                                   | 2015 | 3,913,786  | 125,477           | 32.06                | 241    | 1,948 | 2,960   | 11,324            | 27,832              | 71,003  | 10,169              | 715                |
|   | 2014 | 3,876,547  | 130,431           | 33.65                | 178    | 1,877 | 3,028   | 10,804            | 29,470              | 74,590  | 10,484              | 795                |
|   | 2013 | 3,850,568  | 142,999           | 37.14                | 207    | 1,762 | 3,052   | 11,909            | 33,581              | 81,357  | 11,131              | 837                |

\*Campus enrollment figures and tribal agencies are not included in the state's population total. These figures are only used to tabulate the crime rate.

†Arson offenses in this contributor report have not been included in the Total Crime Index or Crime Rate per 1,000 figures.

# VIII

## Contributor Participation

---

## History of Program Participation

There are approximately 450 sheriffs' offices and police departments in Oklahoma. During 1973, an average of 65 law enforcement agencies contributed monthly reports directly to the Federal Bureau of Investigation.

The Oklahoma State Bureau of Investigation assumed the statewide administration of the Uniform Crime Reporting Program on September 1, 1973. Since that time, an astounding increase in the number of agencies who report directly to the Oklahoma State Bureau of Investigation has occurred. The table below sets forth the number of law enforcement agencies, by type, that have participated in the Oklahoma Uniform Crime Reporting Program for the years 2013, 2014, and 2015.

Table 54. Contributor History (2013-2015)

|           | 2013 |    |            | 2014 |    |            | 2015 |    |            |
|-----------|------|----|------------|------|----|------------|------|----|------------|
|           | PD   | SO | Total      | PD   | SO | Total      | PD   | SO | Total      |
| January   | 251  | 77 | <b>328</b> | 248  | 77 | <b>325</b> | 256  | 76 | <b>332</b> |
| February  | 251  | 77 | <b>328</b> | 248  | 76 | <b>324</b> | 256  | 76 | <b>332</b> |
| March     | 251  | 77 | <b>328</b> | 248  | 77 | <b>325</b> | 256  | 76 | <b>332</b> |
| April     | 251  | 77 | <b>328</b> | 248  | 77 | <b>325</b> | 257  | 76 | <b>333</b> |
| May       | 251  | 77 | <b>328</b> | 248  | 77 | <b>325</b> | 257  | 76 | <b>333</b> |
| June      | 251  | 77 | <b>328</b> | 248  | 77 | <b>325</b> | 256  | 76 | <b>332</b> |
| July      | 251  | 77 | <b>328</b> | 248  | 77 | <b>325</b> | 256  | 76 | <b>332</b> |
| August    | 251  | 77 | <b>328</b> | 248  | 76 | <b>324</b> | 256  | 76 | <b>332</b> |
| September | 252  | 77 | <b>329</b> | 248  | 77 | <b>325</b> | 256  | 76 | <b>332</b> |
| October   | 251  | 77 | <b>328</b> | 248  | 77 | <b>325</b> | 256  | 76 | <b>332</b> |
| November  | 251  | 77 | <b>328</b> | 248  | 76 | <b>324</b> | 255  | 76 | <b>331</b> |
| December  | 251  | 77 | <b>328</b> | 248  | 76 | <b>324</b> | 255  | 76 | <b>331</b> |

## Contributor History

There were 333 direct reporting law enforcement agencies in 2015 that provided UCR data directly to the Oklahoma State Bureau of Investigation's UCR state repository.

The following is a list of agencies that reported partial data or failed to report data during calendar year 2015. Statistics in this publication are reported as they are received from an agency during the calendar year and data received is not calculated or averaged to compensate for partial or missing data. For this reason, there may be discrepancies when comparing data in this publication with data in *Crime in the United States*.

OK0060200 Canton Police Department  
OK0140200 Norman Police Department  
OK0160600 Fletcher Police Department  
OK0480300 Kingston Police Department  
OK0491900 Grand River Dam Authority  
OK0740000 Washington County Sheriff's Office

IX  
STATE INCIDENT-BASED  
REPORTING SYSTEM

---



## **State Incident-Based Reporting System**

### **Overview**

The State Incident-Based Reporting System (SIBRS) is an online records management system maintained by the Oklahoma State Bureau of Investigation. The web-based program is available to law enforcement agencies that participate in the Uniform Crime Reporting (UCR) Program, which includes two systems: the Summary Reporting System (SRS) and the Incident-Based Reporting System (SIBRS).

In contrast to traditional summary reporting, incident-based reporting provides more details about crime incidents. In addition to offense information, SIBRS captures information about offenders, victims, and events surrounding incidents of crime. There is an emphasis at the state and federal level to transition agencies participating in the UCR Program to incident-based reporting. SIBRS participation is beneficial to contributing agencies for many reasons. For instance, the system's crime mapping feature provides agency leaders the capability to identify crime "hot spots." SIBRS is valuable to local law enforcement as they make decisions about funding and resource allocation.

### **SIBRS Participation**

Of the 308 reporting agencies (not including schools/universities, state agencies, or tribal agencies), 256 (83%) contributed crime information through SIBRS, including 64 of 77 sheriffs' offices (83%) and 192 of 231 police departments (83%).

Based on population estimates provided by the Federal Bureau of Investigation, 41.1% of Oklahomans lived in a SIBRS reporting jurisdiction in 2015, and 27.1% of index crimes reported by law enforcement occurred in a SIBRS jurisdiction.

Many agencies that submitted data to SIBRS in 2015 served smaller jurisdictions in Oklahoma. Of the 256 SIBRS agencies, 225 served populations of less than 15,000. Fourteen agencies served populations of at least 25,000 – the largest SIBRS reporting agencies were Muskogee and Stillwater. Oklahoma's largest jurisdictions reported crime data in summary format.

### **Advantage of SIBRS**

SIBRS offers many advantages compared to traditional summary reporting. Data are collected for 46 crimes (compared to eight in summary); arrests and clearances are linked to incidents; crimes that were attempted are separated from crimes that were completed; the Hierarchy Rule does not apply; and the definition of rape was expanded.

### **2015 Data**

The following table and figures show selected offenses for 2015 reported by SIBRS jurisdictions.

Table 55. Offenses Reported by SIBRS Agencies, 2015

| Type of Offense                    | Number of Offenses |
|------------------------------------|--------------------|
| Murder/ Non-Negligent Manslaughter | 66                 |
| Negligent Manslaughter             | 7                  |
| Justifiable Homicide*              | 5                  |
| Kidnapping/Abduction*              | 210                |
| Forcible Rape                      | 497                |
| Forcible Sodomy*                   | 150                |
| Sexual Assault with an Object*     | 63                 |
| Robbery                            | 339                |
| Aggravated Assault                 | 2,697              |
| Simple Assault*                    | 10,794             |
| Intimidation*                      | 3,732              |
| Extortion/Blackmail*               | 21                 |
| Burglary/Breaking and Entering     | 9,780              |
| Motor Vehicle Theft                | 2,787              |
| Shoplifting                        | 3,887              |
| Arson                              | 312                |
| Drug/Narcotic Violations*          | 9,827              |
| Weapon Law Violations*             | 1,571              |

\*SIBRS Offenses

Figure 2. Reported Sex Offenses, by Month

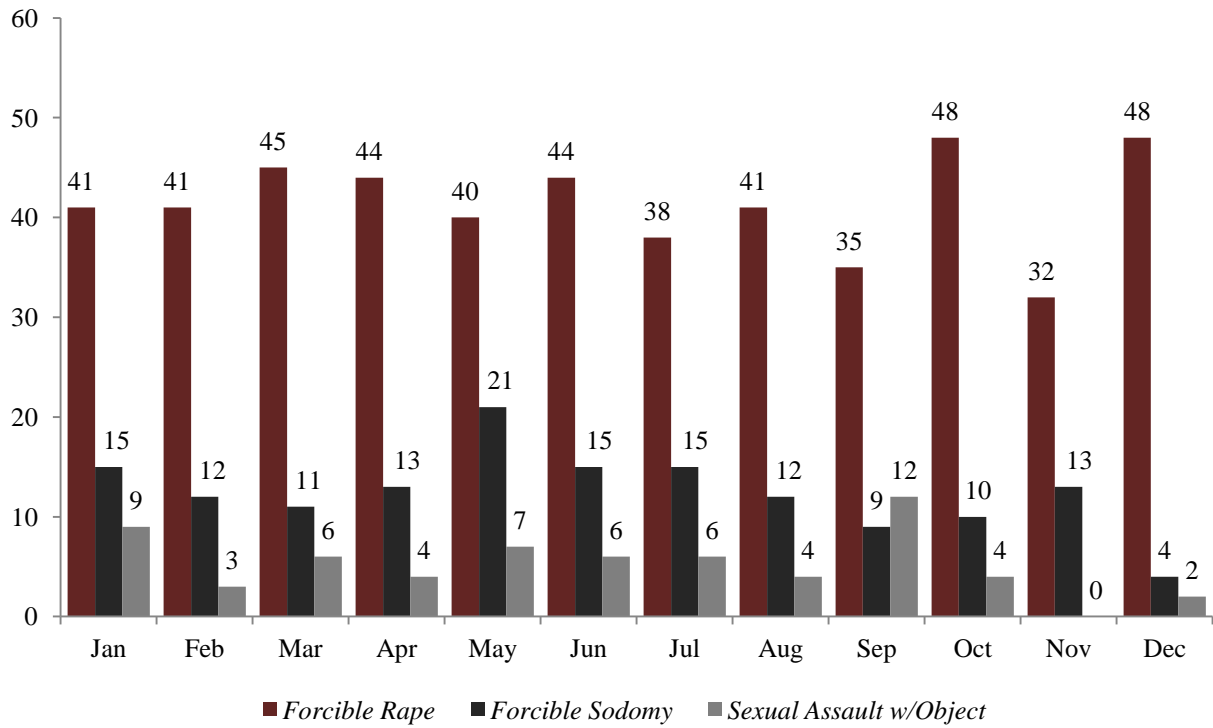
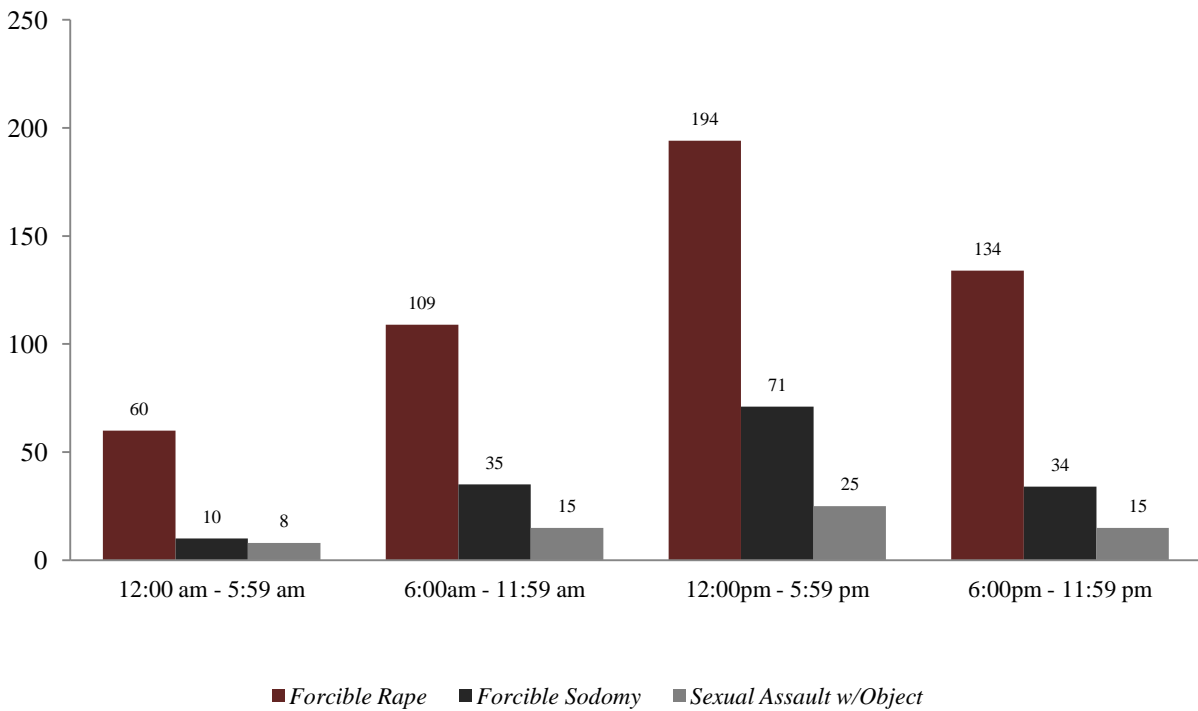


Figure 3. Reported Sex Offenses, by Time of Day



X

# Statement of Regulations

---

## **Statement of Policy**

The following regulations will be observed by this agency concerning the release of statistical information. Employees of the agency will observe these procedures and will not deviate from this policy without the express consent of the Director of the Oklahoma State Bureau of Investigation. All information to be released will originate from the Field Services Unit of the Oklahoma State Bureau of Investigation.

### **Regulations**

1. This agency will publish an annual report reflecting crime in Oklahoma. This report will be distributed to the Governor, members of the Legislature, the Attorney General, law enforcement agencies, the State Library System, and to any agency or committee dedicated to law enforcement or criminal justice work.
2. Published annual reports will be released to the above named agencies at no charge. They will then be released to individuals or agencies extraneous to the criminal justice community who shall pay a fee of five dollars (\$5.00) for every copy received.
3. UCR Information Requests:
  - A. Information contained in the published annual report may be released via telephone, letter, etc., to any interested party.
  - B. All requests for unpublished information from agencies or individuals extraneous to the criminal justice community should be submitted on an OSBI OPEN RECORDS ACT REQUEST FORM (ORA-1). In accordance with the Oklahoma Open Records Act, all requests may be subject to a charge.
  - C. Law enforcement agencies may receive interim, unpublished, specialized reports identifying their agency only, provided the request is reasonable. Law enforcement agencies may also receive their respective county totals along with state or regional totals. All requests should be directed to the Supervisor of the Field Services Unit.

XI  
Appendix

---

## **Glossary of Terms**

**Adult** - For Uniform Crime Reporting purposes, a person 18 years of age or older.

**Arrest Rate** - The number of arrests reported for Part I and Part II offenses for each unit of population, generally per 100,000. The arrest rate is computed in the same manner as crime rates.

**Clearance Rate** - The number of clearances reported for Part I offenses. This rate is determined by dividing the number of clearances by the number of offenses.

**Cleared By Arrest** - For UCR purposes, an offense is cleared by arrest or solved when at least one person is (1) arrested, (2) charged with the commission of the offense, and (3) turned over for prosecution.

**Crime Index** - The sum total of the seven major offenses used to measure the extent, fluctuation, and distribution of crime in a given geographical area. Crime classifications used in the index are: (1) murder, (2) forcible rape, (3) robbery, (4) felonious assault, (5) breaking and entering, (6) larceny (theft), and (7) motor vehicle theft. Each of these offenses is referred to as an "index crime."

**Crime Rate** - The number of index crimes reported for each unit of population, generally 100,000. Crime rates are computed for communities by dividing the number of index crimes by the population and multiplying the answer by 100,000.

**Environmental Factors** – Conditions which affect the amount and type of crime that occurs in a geographical area.

**Exceptional Clearance** - A crime solution or clearance recorded when some element beyond law enforcement control precludes the placing of formal charges against the offender.

**Juvenile** - For UCR purposes, a person under the age of 18.

**Non-Violent Crime** - Consists of the index crimes of breaking and entering, larceny (theft) and motor vehicle theft.

**Part I Offenses** - The first of two main categories of crime classes comprising a universal crime classification system established for crime reporting purposes. Part I offenses are by their nature more serious and/or occur with greater frequency. The monthly tabulation of Part I offenses provides a count of "offenses known."

**Part II Offenses** - The second of two main categories of crime classes comprising a universal crime classification system established for crime reporting purposes. Part II offenses are generally less serious in nature and/or occur less frequently. Monthly tabulations of Part II offenses are limited to arrest information only.

**Violent Crime** - Consists of the index crimes of murder, rape, robbery, and aggravated assault.