



Numbers Now

Volume 11, Number 1

Crime in Oklahoma Update:

As of January 1, 2021, the FBI no longer accepts Uniform Crime Report (UCR) data, or Summary Reporting System data, and now only accepts incident-based reporting (IBR) Data. Oklahoma has followed suit with this change, and as a result, the Statistical Analysis Center (SAC) will be shifting future publications to utilizing IBR data submitted into Oklahoma's State Incident-Based Reporting System (SIBRS) instead of UCR/Summary data. While the SAC has used SIBRS data for special projects (see page 2), *Crime in Oklahoma, 2021*, will be the first statewide publication using SIBRS data.

A major difference between UCR and SIBRS data is the number of crimes reported. In UCR, data is only collected for 8 crimes, while SIBRS collects data for 52 crimes which includes the 8 crimes collected by in UCR. Another major difference between UCR and SIBRS is the Hierarchy Rule in UCR. The Hierarchy Rule only counts the most serious offense committed in an incident. For example, if a murder and aggravated assault were committed in the same incident, UCR will only count the murder while SIBRS will count the murder and the aggravated assault.

Figure 1 displays the eight crimes collected by the UCR program, and Figure 2 displays the number of crimes reported by the three main categories of Crimes Against Persons, Crimes Against Property, and Crimes Against Society. For more information, about SIBRS reporting in Oklahoma, please visit the SAC's new crime data website, [OSBI - Oklahoma Crime Statistics](#).

Figure 1. Number of Index Crimes, 2021

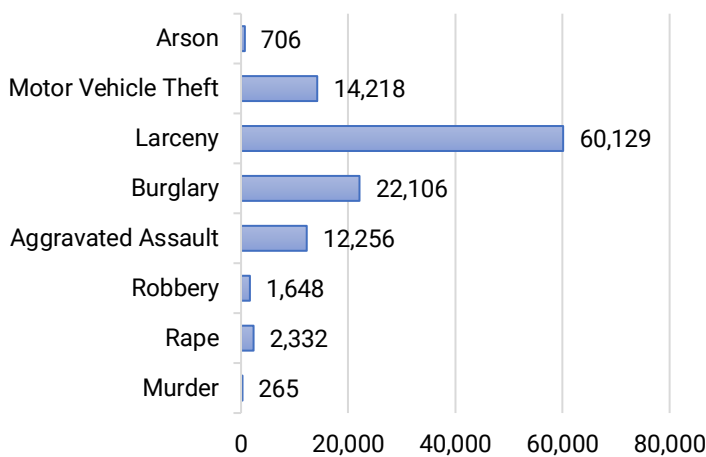


Figure 2. Number of SIBRS Crimes by Category, 2021

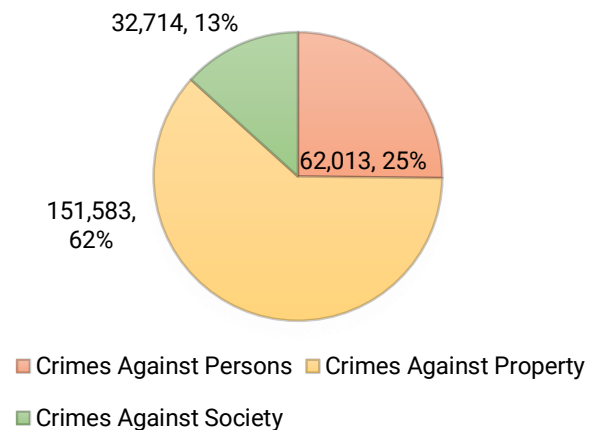
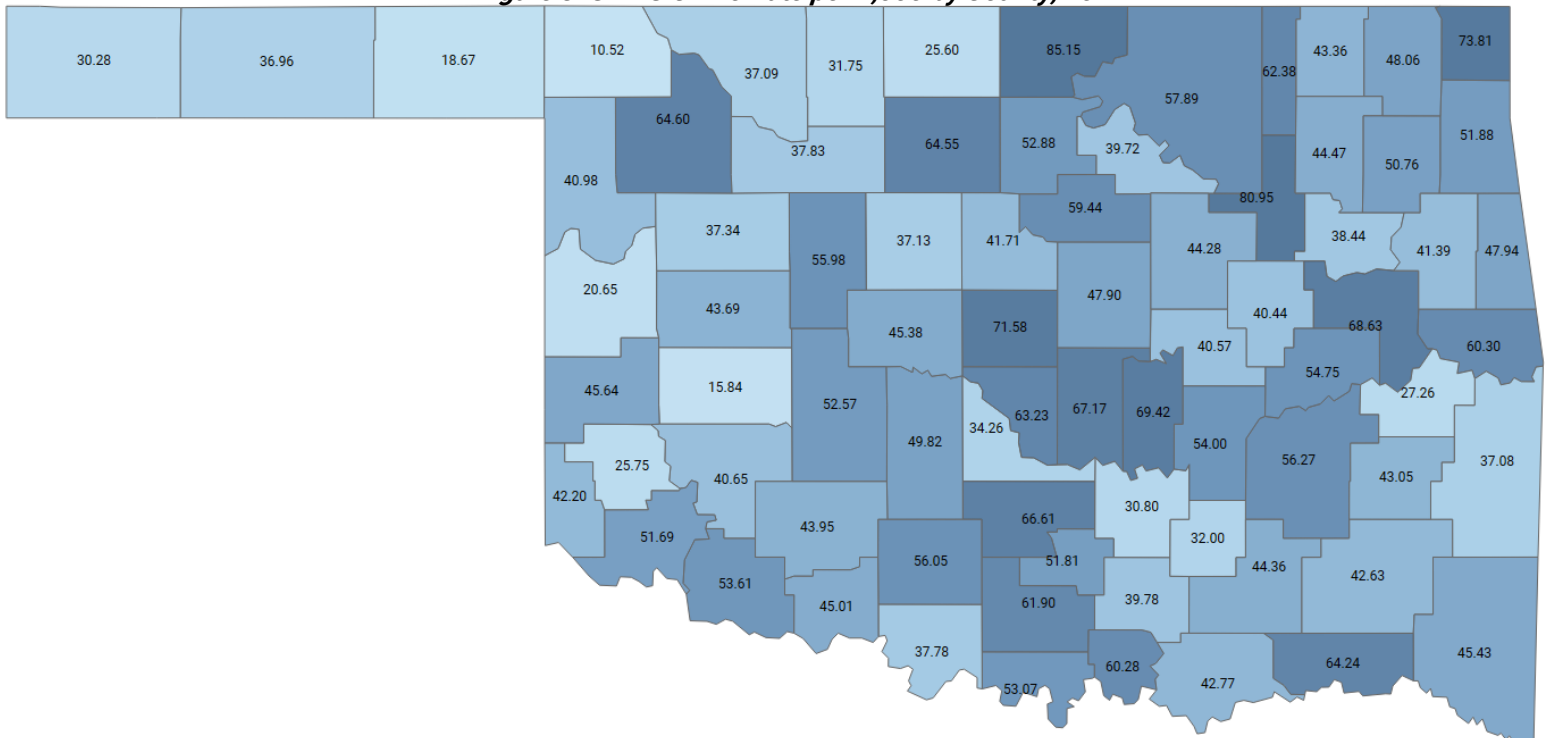


Figure 3. SIBRS Crime Rate per 1,000 by County, 2021





Numbers Now

Volume 11, Number 1

Other Publications with SIBRS Data:

Drug-Related Crimes Using SIBRS Data:

The SAC conducted a study on drug crimes in Oklahoma after State Questions (SQ) 780 and 788 took effect in 2017 and 2018, respectively. SQ 780 and 788 changed possession of controlled substances to a misdemeanor and legalized marijuana for medicinal purposes, respectively. With these changes, the SAC examined the number of reported Drug/Narcotic Violations from 2016–2019 for 151 unique agencies. For these agencies, the number of reported Drug/Narcotic Violations decreased each year (Figure 4). While the initial study examined data from 2016-2019, the SAC will complete another analysis for these agencies for 2020 and 2021. To view the full report, click [here](#).

Figure 4. Number of Drug/Narcotic Violations per Year, 2016-2019

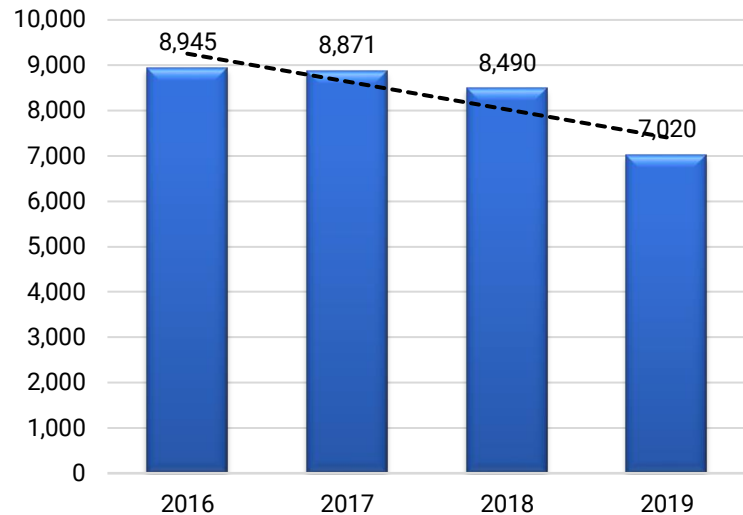
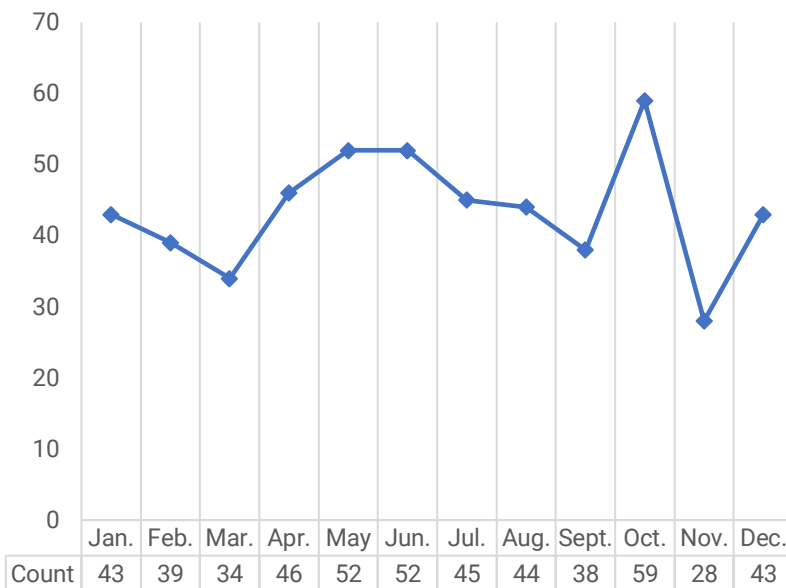


Figure 5. Number of Gun Violence Reports per Month, 2018



An Analysis of Violent, Gun-Related Crimes Using SIBRS:

The SAC conducted a study on violent, gun-related crimes in Oklahoma for the offenses of Murder/Non-negligent Manslaughter and Aggravated Assault. In 2019, Oklahoma House Bill (HB) 2597 was passed by the legislature and signed by the Governor. HB 2597 changed Oklahoma law to allow anyone to carry a firearm without a concealed permit if they are over 21, military service members and/or a veteran 18 or over, and the individual is not a felon. While the initial study was limited to 2018 data, the SAC is currently analyzing 2019 and 2020 data. In 2018, the number of gun violence reports per month varied, but October had the largest increase, while November had the largest decrease (Figure 5). In addition to examining when these offenses occurred, the SAC collected other characteristics including premise type, additional offenses, and victim and offender demographics. To view the full report, click [here](#).

The Statistical Analysis Center can assist you and your agency with statistics for grant applications or any other research requests.

For more information, please visit: [Oklahoma Statistical Analysis Center](#)